



Department of Local Services

---

## ROADS LEVY LID LIFT

# 6-YEAR LEVY LID LIFT

**Nov. 2021:** Voter Approval

**2022:** Increase levy for unincorporated areas to statutory limit (\$2.25 per \$1,000 in Assessed Value)

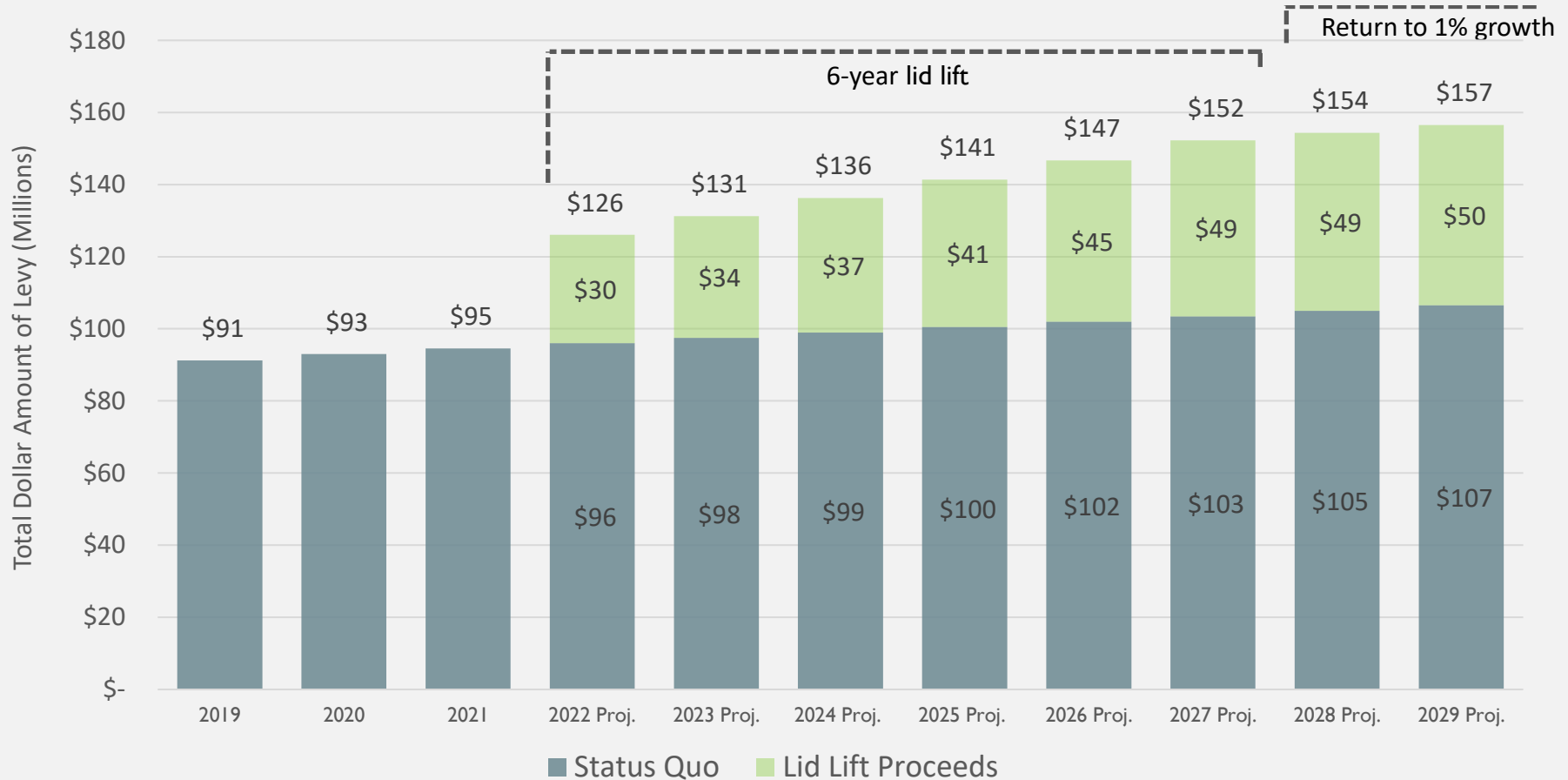
**2023-2027:** Levy total amount grows at limiting factor (Inflation + Population Increase) for 5 years

**2028:** Levy amount growth returns to legal maximum (Growth of 1% per year, plus new construction)



# LEVY LID LIFT PROCEEDS

\$335 Million (41%) Increase from Status Quo from 2022-2029\*



\*According to OEFA Projections as of April 2021. Assumes no annexation of unincorporated areas.



# SPENDING PACKAGE THEMES

## Safety

Helping to keep roads and bridges safe and open

---

## Sustainability

Investing now for the future

---

## Equity

Including and responding to the community



# SAFETY

## HELPING TO KEEP ROADS AND BRIDGES SAFE AND OPEN

- Reduce the risk of infrastructure failure
- Reduce the number and severity of collisions on roads
- Make it easier for people of all abilities to safely use roads, bridges, and sidewalks
- Enhance our ability to respond to road and weather-related emergencies
- Improve capacity to respond to customer service requests



# SUSTAINABILITY

## INVESTING NOW FOR THE FUTURE



- Minimize costly replacements by maintaining existing infrastructure
- Secure near-term funding to keep road maintenance and capital programs at current service levels
- Maximize external funding sources and pursue long-term funding solutions



# EQUITY

## INCLUDING AND RESPONDING TO THE COMMUNITY

- Invest in historically underserved communities
- Incorporate community needs into planning and prioritization of work
- Increase accessibility and multi-modal safety
- Create pathways to employment



# SPENDING PLAN FOR PROCEEDS

## 2022-2029

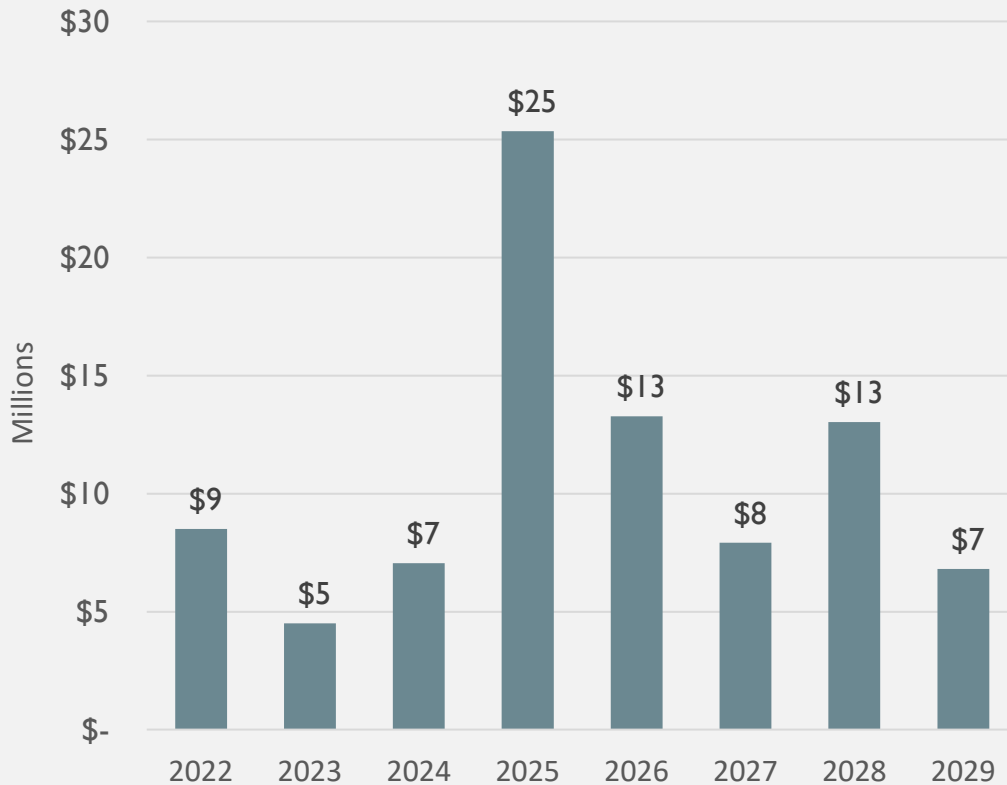
Project Type	Amount	% of Total
Safety & Traffic Control	\$86m	26%
Roadway	\$68m	20%
Bridges & Drainage	\$58m	17%
Operating	\$54m	16%
Grant Matching & Contingency	\$33m	10%
Quick Response	\$20m	6%
Roadside	\$11m	3%
2030-31 Programming	\$5m	1%
Total	\$335m	100%





# SAFETY & TRAFFIC CONTROL

\$86m for Investments in Safety & Traffic Control\*



Projects Include:

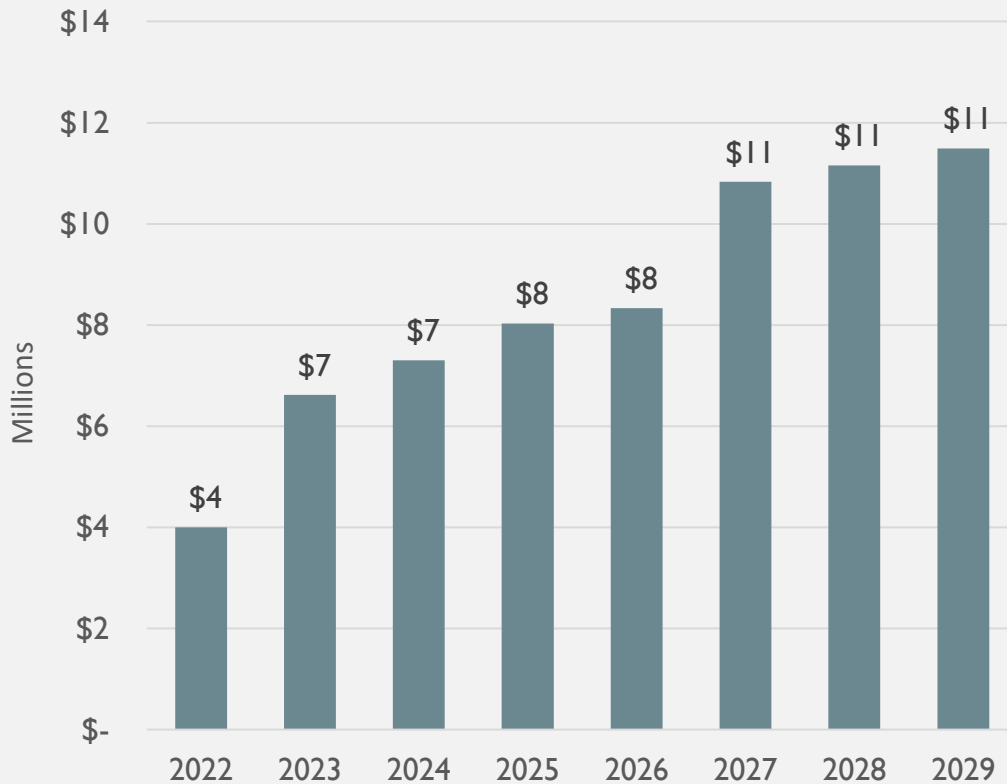
- School Zone Safety
- Traffic Calming
- Guardrails
- Intersection Improvements
- ADA Enhancements
- Mitigation for High Accident Locations and Road Segments



*\*Amounts and timing represent early estimations and are subject to adjustment*

# ROADWAY

## \$68m in Roadway Investments\*



### Projects Include:

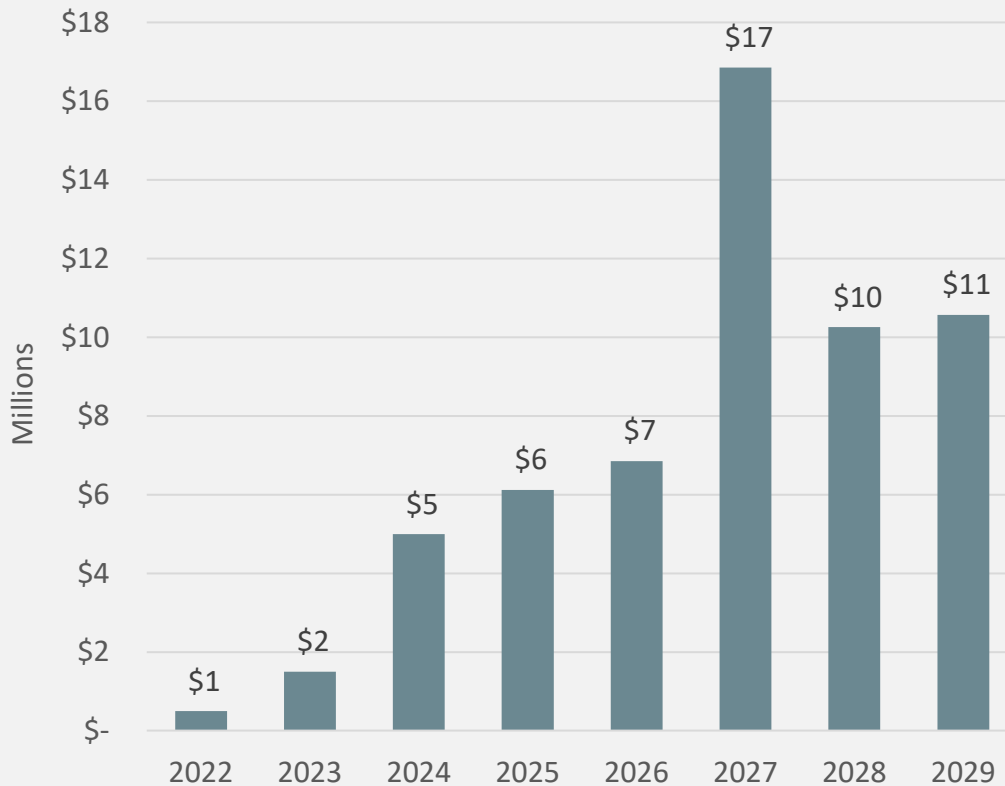
- Roadway Preservation
- Paving Enhancement for Arterials
- Chip Seal and Overlay for Local Access Roads



*\*Amounts and timing represent early estimations and are subject to adjustment*

# BRIDGES & DRAINAGE

\$58m for Investments in Bridges & Drainage\*



Projects Include:

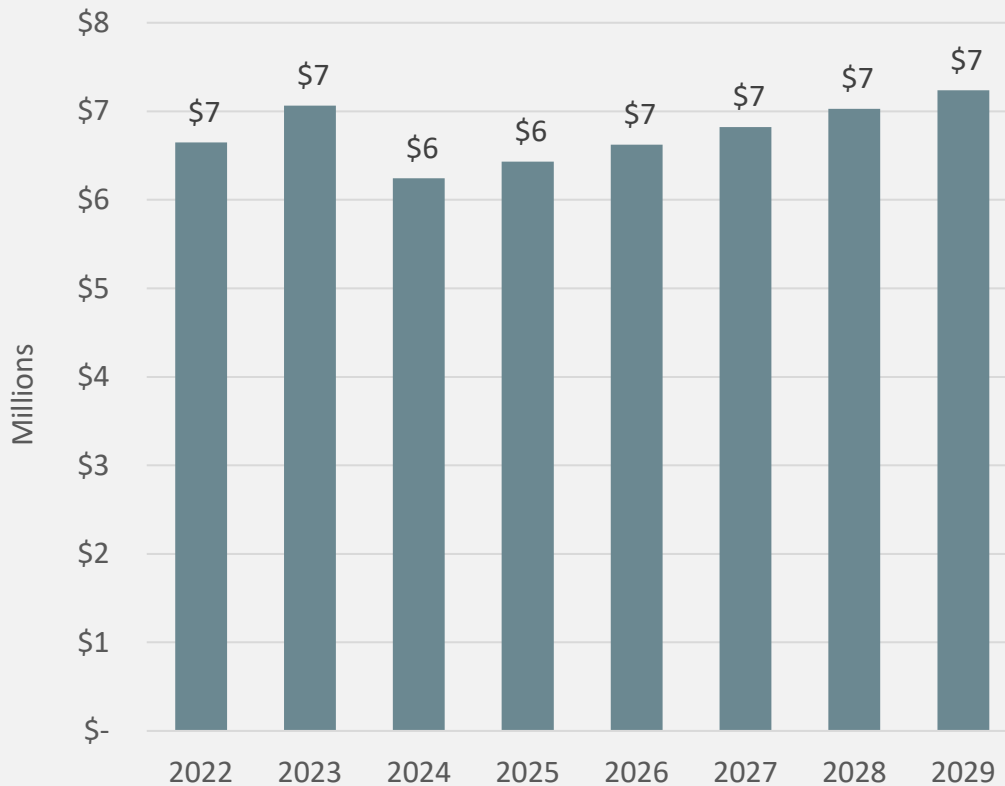
- Priority Maintenance
- Load Upgrades
- Short Span Bridge Replacements
- Culvert Replacements



*\*Amounts and timing represent early estimations and are subject to adjustment*

# OPERATING

## \$54m in Operating Investments\*



### Includes:

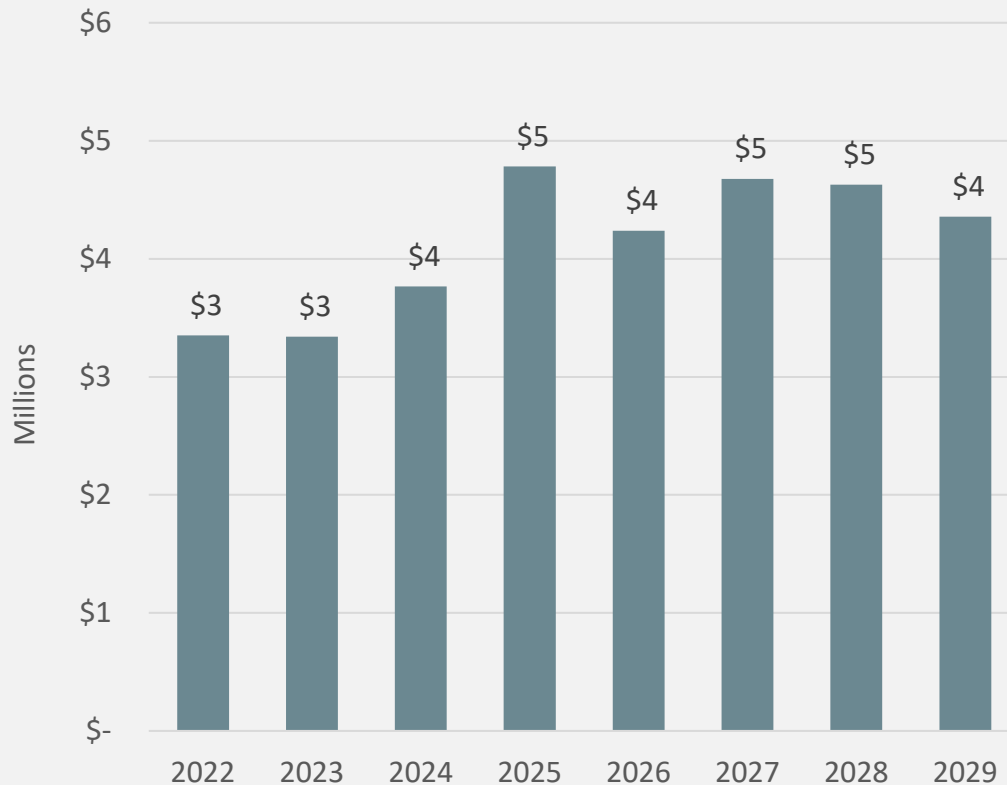
- ESJ Pipeline to Work Program
- Vegetation and Litter Management
- Second Road Ranger Crew
- Operating Staff to Implement CIP
- Staff for Strategic Planning and Funding Strategies

*\*Amounts and timing represent early estimations and subject to adjustment*



# GRANT MATCHING & CONTINGENCY

## \$33m for Grant Matching and Project Contingency



### Includes:

- Grant Matching Funds for:
  - Fish barrier removal
  - Intersection improvements
  - Bridge replacements
  - Sidewalk and multi-modal improvements
- Emergent Need Reserve



Transportation  
Improvement Board

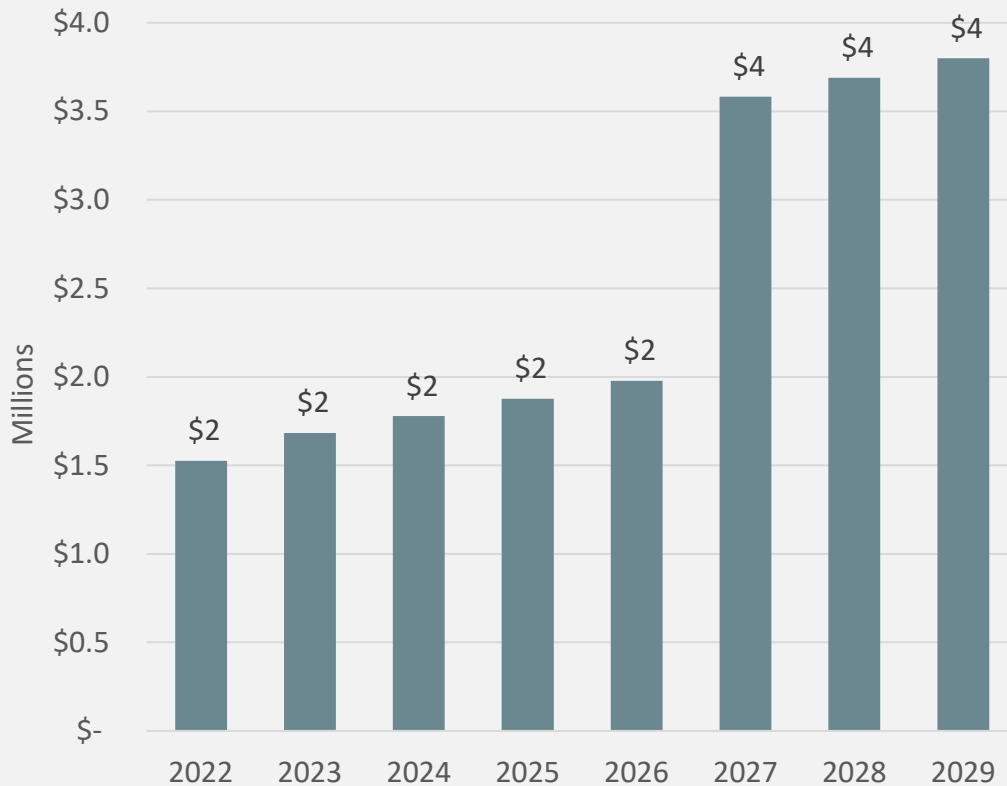
*\*Amounts and timing represent early estimations and subject to adjustment*



**King County**  
Local Services

# QUICK RESPONSE

## \$20m for Quick Response Capacity\*



### Includes:

- Emergency repairs from storm damage
- Infrastructure deterioration
- Unanticipated safety needs



Before



After

*\*Amounts and timing represent early estimations and subject to adjustment*

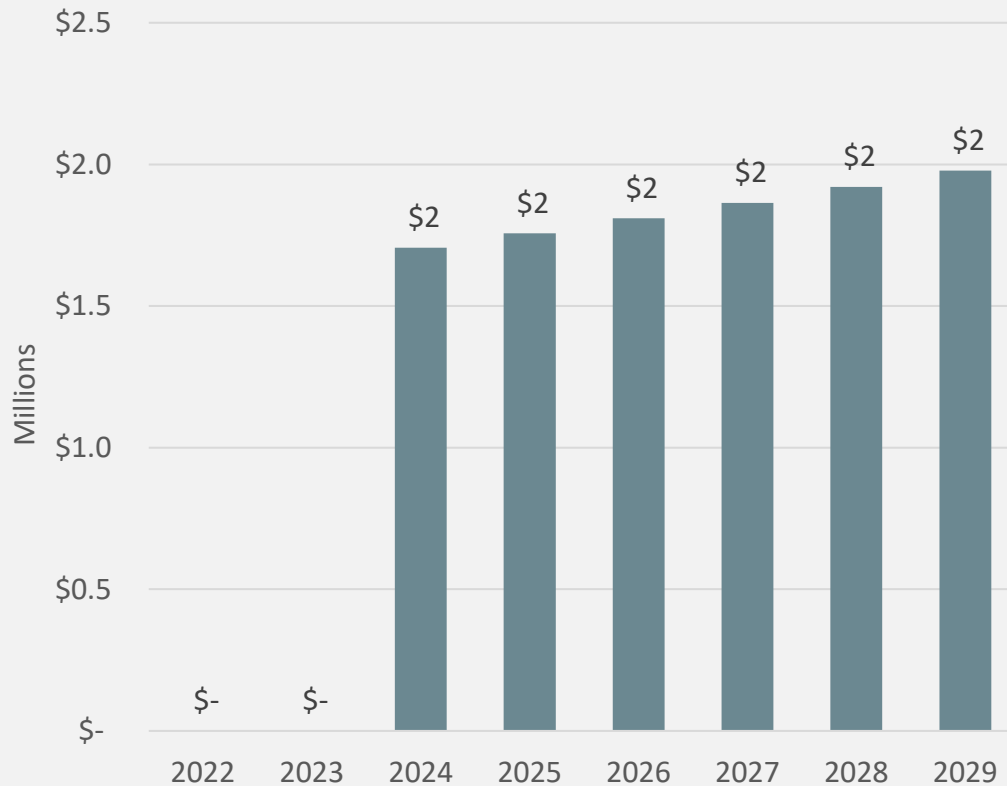


**King County**  
Local Services



# ROADSIDE

\$11m for Investments in Roadsides\*



Projects Include:

- Guardrail Preservation



*\*Amounts and timing represent early estimations and subject to adjustment*

# TIMELINE

**June 8<sup>th</sup>:**  
Introduction  
and Referral  
at Full Council

**June 3<sup>rd</sup>:**  
Sponsoring  
Councilmember  
Introduces Ord. to  
Clerk (By COB)

**June 22<sup>nd</sup> :**  
Local Services  
Committee  
hearing and  
vote

**July 6<sup>th</sup>:**  
Vote at Full  
Council

**August 3<sup>rd</sup>:**  
Deadline to  
submit to  
County  
elections

**November 2<sup>nd</sup>:**  
General Election

**January 1<sup>st</sup>:**  
Lid Lift takes effect

May	Jun	Jul	Aug	Sep	Oct	Nov	Dec	Jan
Council Consideration								
	Draft Ordinance							
		Legislative Process						
			Ballot Process					

