

STRATEGIC CLIMATE ACTION PLAN

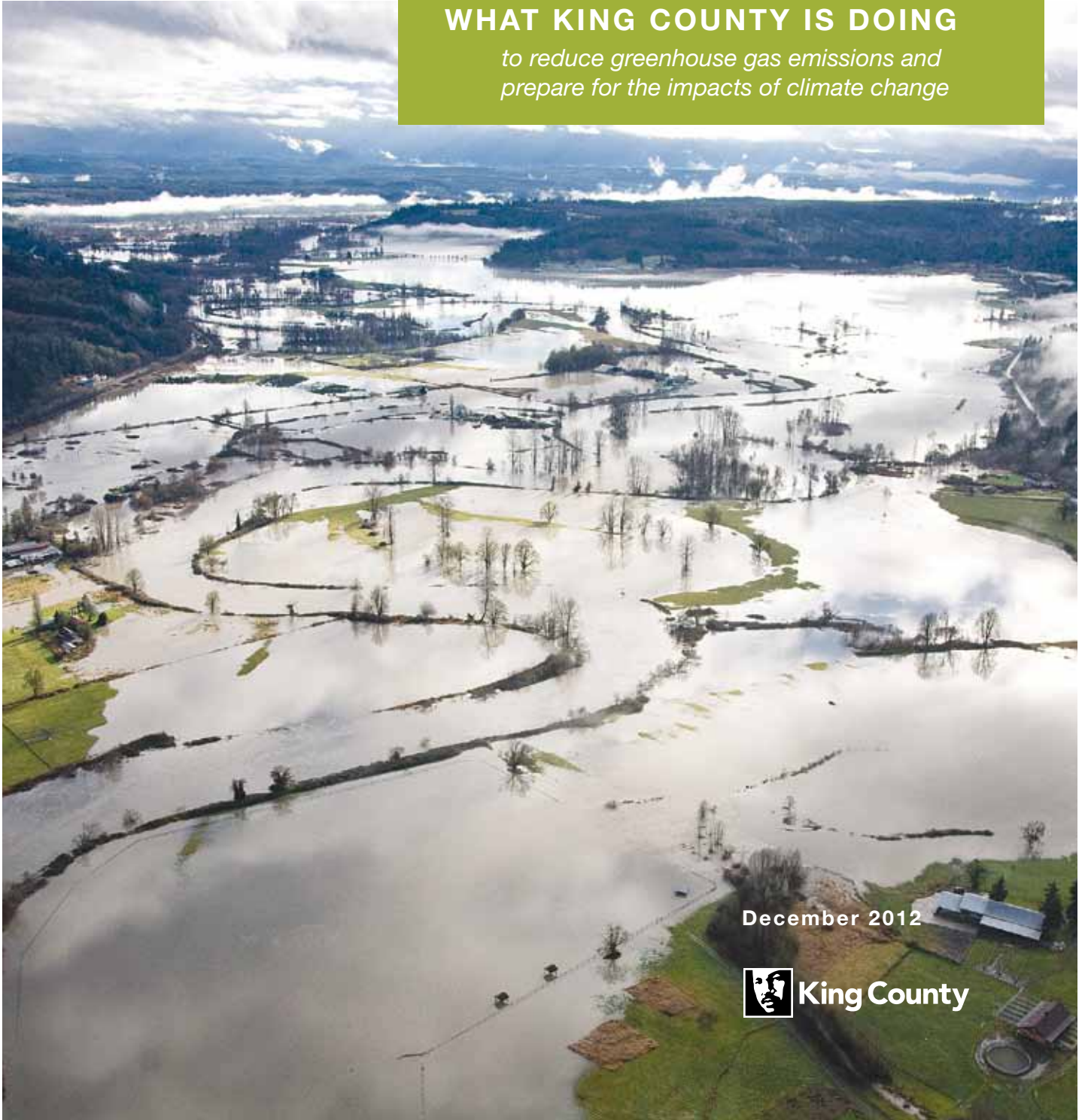
WHAT KING COUNTY IS DOING

*to reduce greenhouse gas emissions and
prepare for the impacts of climate change*

December 2012



King County



Cover photo: Snoqualmie River flooding, December 2010



King County

email: climatechange@kingcounty.gov

website: www.kingcounty.gov/climate

Alternative formats available

206-296-8738 TTY Relay: 711

STRATEGIC CLIMATE ACTION PLAN (SCAP)

What King County Is Doing

Table of Contents

| | |
|---|-----------|
| Executive Summary | 2 |
| Introduction | 4 |
| Background – Climate Change in King County | 5 |
| Overarching Emissions Reduction Targets | 8 |
| Alignment and Organization | 11 |
| The Action Plan | 15 |
| Goal Area 1: Transportation and Land Use | 15 |
| Goal Area 2: Energy | 21 |
| Goal Area 3: Forests and Agriculture | 27 |
| Goal Area 4: Consumption and Materials Management | 33 |
| Goal Area 5: Preparing for Climate Change Impacts | 39 |
| Assessment | 45 |
| Updating the SCAP | 46 |
| Conclusion | 46 |
| Appendices | 47 |
| A. Alignment of the SCAP with the King County Strategic Plan | 48 |
| B. Coordination Between the SCAP and Other Plans and Programs | 50 |

EXECUTIVE SUMMARY

King County has provided leadership in responding to climate change for many years. A key focus has been on reducing greenhouse gas (GHG) emissions from its own operations. Today the County is actively implementing its *2010 Energy Plan*, *Green Building and Sustainable Development Policy*, *Environmentally Preferable Purchasing Policy*, and other programs.

The County has also emphasized preparation for the diverse impacts climate change is having on the region and on County services. The County is conducting programs and projects to reduce the risk of floods, help farm and forest owners address climate change impacts, and plan for the effects of climate change on stormwater, public health and emergency management.

While there are signs that these efforts are yielding results, climate change continues to loom as a critical challenge. Despite recent progress, the County is not on track to meet its long term communitywide emissions-reduction target. Local impacts of climate change, such as decreasing mountain snowpack, rising sea levels, and more frequent fall and winter floods, are increasingly evident.

To make greater progress, more action must be taken not only by King County government but also by the county's residents, businesses, local governments and others. For that reason, the County's approach to climate change is evolving to place more emphasis on supporting community actions. While implementing strategies on its own, the County must also act as an educator, advocate, partner and leader, while providing services that help others take tangible steps to reduce GHG emissions and prepare for the impacts of climate change.

King County government is in a unique position to play these roles. The County provides services in a number of areas—public transportation, regional trails, recycling and composting, sustainable forestry and agriculture, green building, and renewable energy—that can yield reductions in communitywide GHG emissions as well as other environmental, economic, and health benefits. It has channels and tools for educating and engaging county residents. And the County is well-positioned to collaborate with others on solutions through venues like the King County-Cities Climate Collaboration.

This *2012 King County Strategic Climate Action Plan (SCAP)* synthesizes and focuses King County's most critical goals, objectives, strategies and priority actions to reduce GHG emissions and prepare for the effects of climate change. It provides “one-stop-shopping” for community members, other local governments, and King County's elected leaders and staff, to help them learn about the efforts County government is pursuing. The SCAP is organized around five goal areas of climate change action, both within King County's internal government operations and in the services County government provides to the community.

As shown in the following table, which lists goals for both community services and for County operations, this SCAP reflects both King County's ongoing commitment to changing its own operations and its increasing role in community-based action on climate change. The accompanying performance measures, targets, objectives, strategies, and priority actions are detailed in this plan.

| 2012 King County Strategic Climate Action Plan Goals | | |
|--|---|--|
| Goal Area | County Services | County Operations |
| Transportation and Land Use | King County will reduce the need for driving and provide and encourage the use of sustainable transportation choices such as public transit, alternative technology vehicles, ridesharing, walking and bicycling. | King County will increase the efficiency of its vehicle fleets and minimize their greenhouse-gas emissions. |
| Energy | King County will help reduce energy use by County residents and by business and other partners and will support development of increasing amounts of local renewable energy. | King County will reduce energy used in government operations. |
| Forests and Agriculture | King County will support healthy, productive farms and privately owned forests that maximize biological carbon storage, promote public health, and are resilient to changing climate conditions. | King County will acquire, manage and restore its parks and other natural lands in ways that maximize biological carbon storage and are resilient to changing climate conditions. |
| Consumption and Materials Management | King County will encourage and support behaviors, purchasing, and waste management strategies that account for and minimize the life-cycle impacts of consumption and materials. | King County will minimize operational resource use, maximize reuse and recycling, and choose products and services that have low environmental impacts. |
| Preparing for Climate Change Impacts | King County will work with local cities and other partners to prepare for the effects of climate change on the environment, human health and the economy. | King County will plan and prepare for the likely impacts of climate change on County-owned facilities, infrastructure and natural resources. |

INTRODUCTION

This plan was prepared for submission to the King County Council by King County Executive Dow Constantine in response to King County Council Ordinance 17270. In accordance with the Ordinance, the SCAP is designed to be:

- **Strategic.** It is aligned with the King County Strategic Plan, which sets the long-term goals and priorities for King County.
- **Coordinated.** It brings together climate change actions from every area of King County government and coordinates them to provide a unified plan.
- **Accountable.** The plan defines performance measures and targets and identifies accountable agencies and groups for each goal area.
- **Performance-based.** Results will be monitored and published in the Annual Report of King County's Climate Change, Energy, Green Building and Environmental Purchasing Programs due to the County Council by June 30 of each year.



The goals, objectives and strategies in this plan reflect the priorities of King County residents and leaders. They are designed to guide budget, operational and policy decisions to ensure that the most important issues are addressed.

Preparation of the SCAP is an opportunity to take stock of progress related to climate change, to look forward, and to plan for the future. As conditions change, the plan will evolve to remain a key source of strategic direction.

BACKGROUND - CLIMATE CHANGE IN KING COUNTY

Greenhouse Gas Emissions in King County

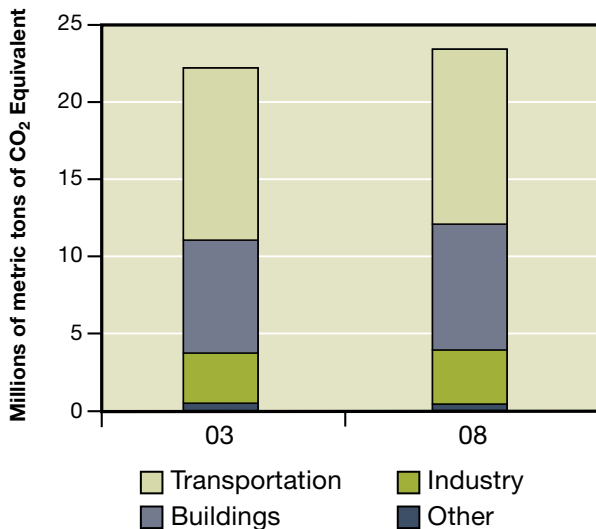
Community Sources

In early 2012, King County published the findings from one of the most comprehensive assessments of local sources of GHG emissions. The study, *GHG Emissions in King County*, was conducted in partnership with the Puget Sound Clean Air Agency, the City of Seattle, and the U.S. Department of Energy. It quantified all sources of GHG emissions within the county’s geographic borders. It also estimated—for the first time—emissions associated with local consumption of food, goods, and services regardless of where these commodities were produced.

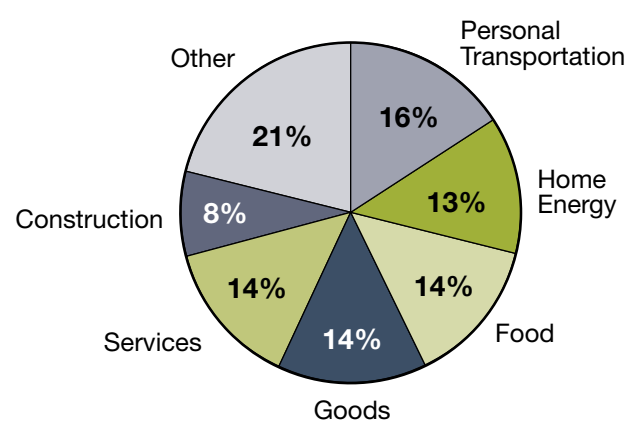
The study found that emissions occurring within King County’s boundaries were caused primarily by the use of fossil fuels for transportation and heating. These locally produced emissions increased 5.5 percent between 2003 and 2008, reflecting a stabilization of per capita emissions over the past decade. However, King County is not on track to meet its long-term communitywide emissions-reduction target (as defined in the **Overarching Emissions Reduction Targets** section of this plan). The study also found that



KING COUNTY COMMUNITY GEOGRAPHIC BASED GREENHOUSE GAS EMISSIONS



KING COUNTY COMMUNITY CONSUMPTION BASED GREENHOUSE GAS EMISSIONS
Total: 55 Million Metric Tons CO₂e



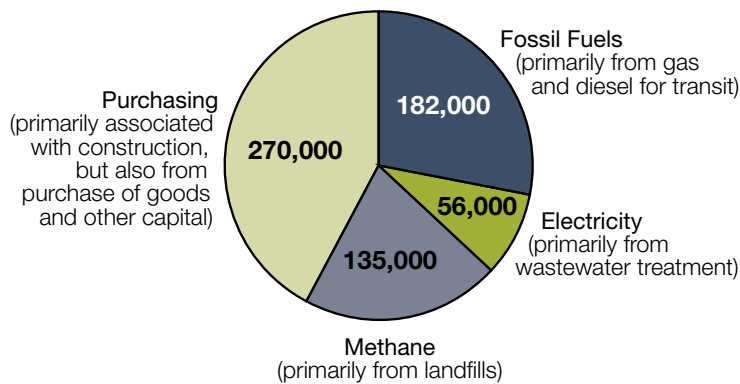
emissions related to goods and services consumed within King County, even if those goods and services were produced elsewhere, were more than twice as high as the emissions that occurred locally. The study's finding of significant emissions from a wide range of sources emphasizes that King County and its partners must pursue a diverse range of climate solutions.

Government Operations Sources

Major sources of GHG emissions from King County government operations include those from the combustion of diesel and gasoline fuel by transit buses and fleet vehicles, methane from landfills, electricity used in buildings and for wastewater treatment, and the production, use and disposal of government-purchased goods and services associated with capital and operational practices. Energy-related GHG emissions from sources other than transit decreased 2.5 percent between 2007 and 2011—a sign of progress related to implementation of the *2010 Energy Plan* and the *Green Building and Sustainable Development Policy*, among other efforts.

GREENHOUSE GAS EMISSIONS FROM KING COUNTY GOVERNMENT OPERATIONS

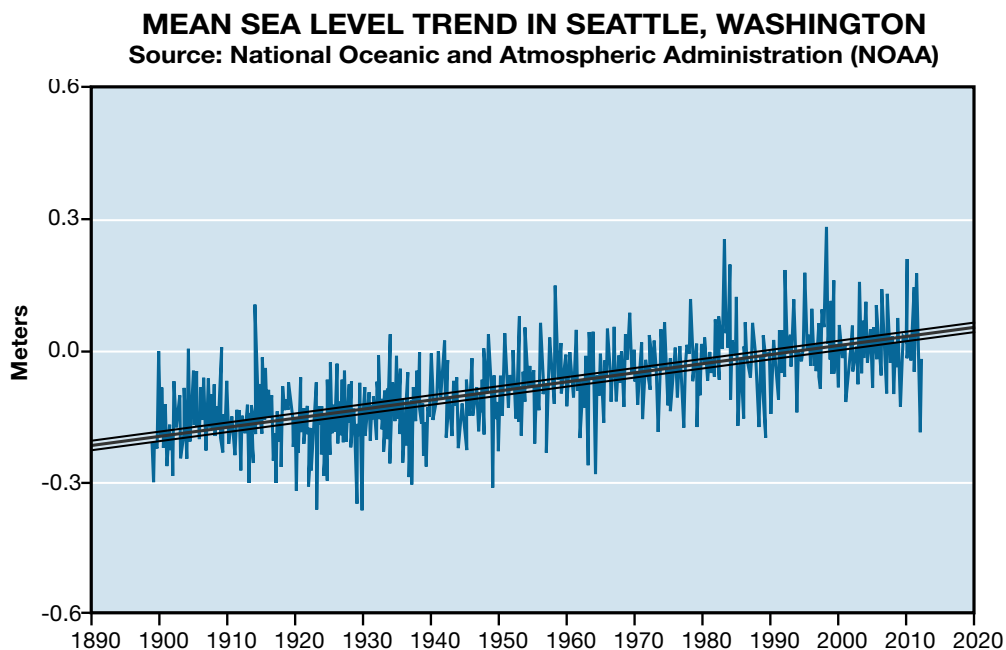
Total: 643,000 (in Metric Tons CO₂E)



Climate Change Impacts in King County

Environmental Impacts

King County is tracking local environmental indicators and has observed changes related to climate change in recent years (see resources in Appendix B). For example, between 1962 and 2008, a strong downward trend in summertime water volumes in King County rivers was observed at 10 local river gauging stations. During this same period, there was also some evidence from these gauging stations and from eight King County weather stations indicating that severe storms and floods were occurring more frequently during the fall and winter months. These trends are consistent with expectations for local climate change impacts. Increasing air and water temperatures, acidifying marine waters, increasing sea level and decreasing snowpack are other examples of climate change-related impacts already observed in King County.



Over the last 100 years sea level has risen an equivalent of 0.68 feet in Seattle.

Human Health and Economic Impacts

Climate change will have long-term consequences for both public health and the economy in King County; some of these impacts are already being experienced. The County is tracking human health and economic impact indicators that are showing improvements in air quality but also an increasing frequency of natural disasters, decreasing salmon populations, increasing forest fires, and more heat-related impacts to human health (see resources in Appendix B). These observed changes are consistent with the projected local impacts of climate change, and many other impacts are likely.

It is important to note that the human health and economic impact indicators that King County is tracking are affected by multiple factors in addition to climate change. For example, the frequency of natural disasters is also affected by where people live and work and how prepared they are for storms. Climate change has been shown to be an important influence on the related conditions, however.

OVERARCHING EMISSIONS REDUCTION TARGETS

Building on years of work to address climate change, this SCAP brings together and updates climate-change targets on two different scales. The first relates to **the community as a whole**, which King County supports by providing services such as transit and a regional trails system to residents, businesses and others. The second relates to **King County's internal government operations**, recognizing the County's role as a major local employer and an operator of extensive fleets and facilities. The following sections detail the basic rationale for King County's targets. Following the rationale, King County's targets are defined.



Current Science

King County's GHG emissions reduction targets are based on a growing scientific consensus that to avoid the most devastating impacts of climate change, global temperature increases should be limited to no more than $\sim 2^{\circ}\text{C}$ since the beginning of the 20th century. The best available science, as outlined by the Intergovernmental Panel on Climate Change and as committed to by many countries at the Cancun United Nations Framework Convention on Climate Change in 2010, indicates that to achieve this goal, concentrations of atmospheric carbon dioxide must be stabilized at roughly 450-475 ppm. This would require a global reduction in emissions of roughly 80 percent. While King County's contributions to global GHG emissions are relatively small, the County recognizes that it must do its part and can help lead to larger-scale progress by demonstrating that climate solutions are possible and also have broad environmental, economic and health benefits.

State, Regional, and National Context

The State of Washington and many King County cities have adopted GHG reduction goals, targets or limits. Washington's GHG emissions reduction requirements (RCW 47.01.440) are to limit statewide emissions to 1990 levels by 2020, to 25 percent below 1990 levels by 2035, and to 50 percent below 1990 levels by 2050.

In addition to the state requirements, 17 of the 39 cities in the county have adopted the U.S. Mayors' Climate Protection GHG emissions-reduction target—a 7 percent reduction from 1990 levels by 2012. Some of these cities, including Kirkland, Seattle, and Issaquah, have adopted additional targets that are ambitious and long term. For example, Seattle's goal is to achieve net carbon neutrality, and Kirkland's goal is an 80 percent reduction below 2005 levels by 2050.

King County is also committed to collaborating with others for solutions that may only be feasible at a state or federal scale, such as market-based emissions reduction programs, renewable energy standards for electricity production, and vehicle emissions performance standards.

Current Emissions

As detailed in the 2012 report, *GHG Emissions in King County*, over the past few years per-person GHG emissions from all resident, business and government activities that occurred within King County's boundaries have stabilized after a long trajectory upward. As documented in the *2011 King County Sustainability Report*, King County's GHG emissions from government operations (for sources other than transit) have stabilized and begun to decline. Building on these successes, achievement of the County's long-term targets is ambitious but achievable.

King County's Overarching Targets

- **Communitywide target: King County shall partner with its residents, businesses, local governments and other partners to reduce countywide greenhouse-gas emissions by at least 80 percent below 2007 levels by 2050.**

The services that King County government provides in the community—including operating Metro Transit, making land-use decisions to manage growth, and managing a regional open space and trails system—affect the GHG emissions produced by residents and businesses. King County's overarching communitywide target reflects current science on GHG emissions and builds on regional and statewide goals.

Despite the critical role King County plays in supporting communitywide emissions reductions, many other entities affect communitywide emissions, and overall success in reaching this target is highly dependent on action by a range of businesses, residents and cities in the county.

In 2011, the King County Growth Management Planning Council recommended updated Countywide Planning Policies. Policy EN-17 calls for establishing a shared countywide GHG reduction target. Collaboration among King County, local cities, and other partners in 2012 and 2013 will help define these shared near- and long-term targets, consistent with policy EN-17. Once developed, these new shared targets should build on and enhance King County's community-wide GHG reduction target.

- **County operations target: King County shall reduce total greenhouse-gas emissions from government operations, compared to a 2007 baseline, by at least 15 percent by 2015, 25 percent by 2020, and 50 percent by 2030.**

King County's government operations targets are consistent with and build upon the near-term energy targets adopted in the *2010 Energy Plan*. They also align with the communitywide target presented above. The establishment of near-term targets for reducing operational GHG emissions demonstrates King County's commitment to responding to climate change and ensures accountability by County agencies. By establishing stair-stepped "check-in" points on a timeframe that can inform future updates of the *King County Comprehensive Plan* and SCAP, near-term targets strengthen the likelihood that King County government will do its part.

ALIGNMENT AND ORGANIZATION

Alignment with Other County Plans

The SCAP aligns with the *King County Strategic Plan* (KCSP) and builds on a number of other County plans and programs. It is intended to help achieve the KCSP objectives and strategies related to climate change, to connect action on climate change with King County's other goals and priorities, and to coordinate various programs and activities across County departments.



The KCSP sets the strategic direction for King County to follow from 2010 through 2014. It defines eight goals in the following areas:

- Justice and Safety
- Health and Human Potential
- Economic Growth and Built Environment
- Environmental Sustainability
- Service Excellence
- Financial Stewardship
- Public Engagement
- Quality Workforce

The goals in the SCAP directly align with many of the KCSP goals; see the table in Appendix A for details.

Other King County plans and programs related to climate change and the SCAP include the following:

- King County Comprehensive Plan
- Environmentally Preferable Product Procurement Policy
- Strategic Plan for Public Transportation
- Comprehensive Solid Waste Management Plan
- Energy Plan
- Open Space Plan
- Green Building and Sustainable Development Policy
- Flood Hazard Management Plan

See Appendix B for descriptions of these plans and a table showing how the SCAP coordinates with them.

Organization of the Strategic Climate Action Plan

The SCAP has five goal areas. Four of them focus on reducing GHG emissions: (1) Transportation and Land Use, (2) Energy, (3) Forests and Agriculture and (4) Consumption and Materials Management. The fifth goal area is Preparing for Climate Change Impacts.

Each SCAP goal area includes two goals—one at each of the following scales:

- **County Services:** These goals relate to how King County will deliver services that support the reduction of countywide GHG emissions and help residents and businesses prepare for climate change impacts in the community. Examples of relevant County services include public transportation, forest stewardship, solid waste, public health and flood management.
- **County Operations:** These goals relate to how King County government will minimize the environmental footprint of its operations and plan for the impacts of climate change on government facilities and assets. Examples of actions related to operations include efforts to increase the efficiency of the County's fleets, reduce energy use at facilities, and incorporate consideration of climate change impacts into facility siting and design.

SCAP Terminology and Definitions

Goal - a broad, high-level, issue-oriented statement of outcomes that King County will strive to achieve.

Measure - a description of the data we will collect to determine if King County is achieving an objective and making progress toward a goal.

Target - the desired level of attainment or performance for a measure. Targets reflect strategic intent, resources allocation, and management resolve. Targets consider historical performance, funding, management expectations, benchmarks, and policy direction.

Objective - a smaller, more specific aspect of a goal. Objectives describe measurable results King County expects to accomplish.

Strategy - a method to achieve an objective. Strategies help guide King County agencies' work to achieve goals and objectives.

Priority Action – the key actions King County agencies will take over the next several years to achieve a goal.

The SCAP's goals are intended to be long-term, as the County is likely to retain them beyond the lifespan of this specific plan. Reflecting the KCSP organizational structure and accountability system, the SCAP defines objectives and strategies for each goal. The SCAP also includes performance measures and targets, examples of existing actions and programs, and priority actions that the County will take to achieve each goal. It lists the accountable agencies in each area as well as relevant plans and policies that can be consulted for additional guidance and details.

Because the SCAP is an overarching policy document, it sets performance measures and targets at the goal level rather than at the more specific objective or strategy level. These performance measures and targets are directly related to King County's overarching emissions reduction targets.

King County agencies use additional performance measures to track progress and improve services. These are provided as a reference and for transparency to the public on the King County Climate Change Performance Measures website (see resources in Appendix B).

THE ACTION PLAN

The following pages present King County's climate change goals and plans for action.

Goal Area 1: Transportation and Land Use

INTRODUCTION. Transportation accounts for nearly half of all GHG emissions produced in King County. Transportation emissions result from the burning of gasoline, diesel and other types of fossil fuels. About half of the emissions are from on-road passenger travel and half are from a category that includes freight, marine, and air travel. Between 2003 and 2010, per-person transportation-related emissions in King County declined slightly due to a reduction in passenger travel and an increase in vehicle efficiency.



EXISTING COUNTY ACTIONS AND PROGRAMS. County government influences transportation-related emissions by providing public transit, vanpool and ridesharing services and supporting walking and bicycling alternatives—choices that eliminate private vehicle trips, mitigate traffic congestion, and support efficient land use. King County Metro Transit is the region's main transit system, and the County supports non-motorized travel through the Regional Trails System. King County is also responsible for growth management and land-use regulations that encourage efficient land-use patterns and provide opportunities for walking and bicycling. King County also operates an extensive vehicle fleet that supports government functions, and the County is continually working to improve fuel-efficiency and is phasing in cleaner fuels.

- Transportation choices.** Metro offers a range of public transportation services. It provided nearly 113 million bus passenger trips and more than 3 million vanpool passenger trips in 2011. The County's Commute Trip Reduction (CTR) program helped foster a 7.1 percent reduction in the "drive alone" rate countywide between 2007 and 2011 at CTR participating employers, resulting in 2.2 million fewer solo vehicle trips annually and an annual GHG reduction of more than 32,000 metric tons of carbon dioxide equivalent (MTCO₂e).



Metropool electric vehicle—a sustainable transportation choice offered by Metro Transit's Rideshare program

- **Alternative transportation technologies.** Metro has been a leader in supporting and demonstrating new transportation technologies. Metro operates one of only five electric trolley systems in the U.S., and was the first transit agency in the nation to invest in articulated hybrid buses and, more recently, in all-electric zero-emission cars for the metropool commuting program.
- **Community design and regional planning.** King County promotes and invests in healthy community designs. The regional trails system, for example, supports more than 20 million bicycle and walking trips annually, including an estimated 5 million trips along the 175 miles of trails managed by King County. The County is working with schools to implement “Safe Routes to School” and is implementing programs such as the Transfer of Development Rights program that preserves land and steers development growth away from rural and resource lands into King County’s Urban Growth Area.



Burke-Gilman Trail—part of the more than 175-mile-long King County Regional Trails System

COORDINATION WITH OTHER PLANS. The Transportation and Land Use goals are coordinated with the following plans:

- King County Strategic Plan
- King County Comprehensive Plan
- Metro’s Strategic Plan for Public Transportation
- 2010 King County Energy Plan
- King County Open Space Plan

ACCOUNTABLE AGENCIES. The [Department of Transportation](#) is the overall lead for this goal area. The [Metro Transit Division](#) is responsible for strategies related to transit services including bus transit, vanpool, ride matching and commute trip reduction efforts. The [Fleet Administration Division](#) is the lead for efforts related to government fleet vehicles, including alternative transportation vehicles and technologies, and chairs a Fleet Managers Group that includes representatives from the Airport, Solid Waste, and Wastewater Treatment Divisions. Strategies related to the Regional Trails System are led by the [Parks and Recreation Division](#). The [Department of Permitting and Environmental Review](#) is responsible for strategies related to land-use regulations.

COUNTY SERVICES

GOAL S.1: King County will reduce the need for driving and provide and encourage the use of sustainable transportation choices such as public transit, alternative technology vehicles, ridesharing, walking and bicycling.

► **Measure 1:** Annual passenger boardings on Metro Transit services

★ **Target 1:** Consistent with the Puget Sound Regional Council's *Transportation 2040* regional transportation plan's projection that boardings on transit services in the region will double by 2040, Metro will strive to achieve the following targets:

- 122 million passenger boardings by 2015
- 137 million passenger boardings by 2020
- 214 million passenger boardings by 2040¹

► **Measure 2:** Percentage of commuters in King County using different transportation modes including driving alone, transit, biking and walking, as measured by the Washington State Commute Trip Reduction survey

★ **Target 2:** Achieve a reduction in the drive-alone rate of 10 percent below 2011 levels by 2015; the Washington State Commute Trip Reduction Board will define additional targets for 2020 during the 2014 Washington legislative session.²

| OBJECTIVES | STRATEGIES |
|---|---|
| Objective S.1.1: Provide and increase transportation choices | <p>Strategy A: Provide and expand public transit service</p> <p>Strategy B: Improve the reliability and efficiency of transit</p> <p>Strategy C: Expand King County's partnerships with employers and businesses to support their efforts to reduce transportation-related greenhouse-gas emissions</p> |
| Objective S.1.2: Increase the use of alternative transportation vehicles and technologies | <p>Strategy A: Collaborate with private industry, community groups, utilities and other agencies to build markets and infrastructure related to alternative vehicles and technologies</p> <p>Strategy B: Demonstrate leadership by partnering in pilot projects that help improve the viability of alternative vehicles and technologies</p> |
| Objective S.1.3: Promote and invest in community design that reduces the need to drive and enables walking, bicycling and public transit use | <p>Strategy A: Focus development within the Urban Growth Area and reduce development pressure on rural and resource lands</p> <p>Strategy B: Use incentives, land-use designations, and zoning authority that create development and community design matched to the needs and preferences of transit users, pedestrians, and bicyclists</p> <p>Strategy C: Maintain and expand the Regional Trails System</p> |

¹ Developed as part of the SCAP process; builds on goals of the Puget Sound Regional Council's *Transportation 2040* regional transportation plan

² Based on Washington State Commute Trip Reduction Board's goals

COUNTY OPERATIONS

GOAL O.1: King County will increase the efficiency of its vehicle fleets and minimize their greenhouse-gas emissions.

► **Measure 1:** Energy use by County vehicles

★ **Target 1:** In its vehicle operations, King County shall reduce normalized net energy use, compared to a 2007 baseline, by at least 10 percent by 2015.

| OBJECTIVES | STRATEGIES |
|---|--|
| <p>Objective O.1.1: Reduce operational emissions from the current vehicles and phase in cleaner fuels, vehicles and technologies</p> | <p>Strategy A: Integrate alternative fuels, vehicles and technologies into County vehicle fleets, where cost effective</p> <p>Strategy B: Implement operational strategies such as anti-idling and other fuel-saving driving techniques, car sharing and vehicle right-sizing to reduce emissions from King County vehicles</p> <p>Strategy C: Conduct a countywide campaign encouraging employees to use alternative transportation, drive efficiently, and minimize resource and energy usage at work</p> |

PRIORITY ACTIONS:

- **Revise transit service to be more productive and attractive.** Consistent with the Regional Transit Task Force recommendations and the *Strategic Plan for Public Transportation*, Metro will place high priority on transit service to employment and residential centers while also ensuring social equity and geographic value. In September 2012, Metro made major service revisions guided by its new strategic plan, and future changes to bus routes and schedules will also be aligned with this plan to make the transit system more productive and effective and to attract more riders.
- **Implement RapidRide.** Metro launched the third and fourth of six planned RapidRide bus rapid transit lines in 2012. The final two RapidRide lines will begin operation in 2013: downtown Seattle to the King-Snohomish line and Renton to Burien. RapidRide is designed to provide frequent, convenient service between major regional destinations as a way of improving the reliability and efficiency of transit service.
- **Promote transit-oriented development.** The County will work with cities and other partners to implement a federal Sustainable Communities Grant. This grant will guide transit-oriented development along high-capacity corridors. As part of this effort, the County will carry out a “catalyst” project around the Northgate Urban Center in north Seattle, promoting integrated planning and support for housing, mixed-use development, and seamless connections between bus and light rail transportation modes. The County will also promote transit-oriented development at park-and-ride lots around the county. By participating in joint planning efforts for transit-oriented development, the County will use incentives, land-use designations, and zoning authority that lead to development and community design matched to the needs and preferences of transit users, pedestrians, and bicyclists.
- **Maintain and expand regional trails.** King County will continue to develop and maintain an interconnected countywide system of regional trails to promote options for nonmotorized transportation, especially in historically underserved areas and in communities with poor health indicators relative to the county population as a whole. In collaboration with five south county cities, King County has begun planning and designing the Lake to Sound Trail, which, when completed, will be a 16-mile nonmotorized



RapidRide A Line bus at the Federal Way Transit Center. Metro Transit's RapidRide lines provide frequent service all day between major King County destinations.



Metropolitan Place transit oriented development project in Renton

trail from Lake Washington in Renton to Puget Sound in Des Moines. King County's Parks Levy, which supports essential operation and priority development of the regional trails system, will be up for renewal in 2013.

- **Expand commute trip reduction program.** As funding allows, the County will expand Metro's participation in the Washington State Commute Trip Reduction employer partnerships program. This program supports King County businesses' efforts to help employees choose more sustainable transportation. King County will also continue to implement a CTR program at most King County worksites.
- **Continue green fleet initiatives.** King County's vehicles account for approximately 65 percent of energy-related GHG emissions from County government operations. The County's fleets will continue to implement strategies such as anti-idling, car sharing and vehicle right-sizing, and will phase in more-efficient, lower-emissions hybrid and electric vehicles as funding and technologies allow, Metro will continue to replace diesel buses with hybrid and other cleaner alternatives, and is also planning to test an all-electric battery-powered bus.

Goal Area 2: Energy

INTRODUCTION. Energy use in buildings and at stationary facilities (related to industry) accounts for approximately 50 percent of GHG emissions generated in King County. Between 2008 and 2010, GHG emissions from buildings remained constant, but declined slightly per person. Building emissions stabilized as a result of reduced energy consumption (due in part to energy efficiency efforts and in part to warmer weather).



EXISTING COUNTY ACTIONS AND PROGRAMS.

King County works with employees, residents, businesses, and energy utilities to design and support a number of energy efficiency and renewable energy projects and programs. In considering investments in energy efficiency and renewable energy, the county reviews alternatives for relative energy efficiency, reductions in greenhouse gas emissions, and financial savings to the county.

- Government energy use.** Direct energy use in government operations—including energy used by buildings, to treat wastewater, and to fuel vehicles—represents one-third of the total GHG emissions related to King County government operations. King County is implementing its *2010 Energy Plan* to reduce its energy use. As an example of the County's long term commitment to reduce energy usage, between 2007 and 2011 the Facilities Management Division reduced GHG emissions by almost half, saving roughly \$1.7 million annually in energy costs.
- Renewable energy.** The County has a decades-long history of implementing renewable energy projects. The South Plant wastewater treatment facility has been recovering and producing renewable energy from digester gas since 1987. King County continues to produce, use and procure an increasing amount of renewable energy. King County uses much of the renewable energy it generates – but also sells a significant amount of it to other partners and local utilities. According to the EPA, if the approximately 800,000 MMBTUs (2011) of King County renewable energy generation or use had been generated by an average U.S. power plant this would have resulted in approximately 161,000 MTCO_{2e} of GHG emissions.



BioEnergy Washington's renewable energy facility, fueled by landfill methane, at the Cedar Hills Regional Landfill

- **Green building.** The King County GreenTools program supports and provides resources to cities, the construction community and the public to help them design sustainable, energy-efficient buildings and infrastructure. In addition, King County is engaging in and helping implement a number of regional energy efficiency and renewable energy initiatives, including the Seattle 2030 high-performance building district, the Community Solar Program, BuiltGreen Retrofit programming, and the Sustainable Cities Roundtable. In 2011, King County's GreenTools program helped county agencies work on 10 Leadership in Energy and Environmental Design (LEED) projects and helped 202 non-LEED eligible projects use the County's Sustainable Infrastructure Scorecard.



zHome zero-energy project in Issaquah

- **District Energy.** District energy systems heat and/or cool multiple buildings through a central energy source. This centralized heating and/or cooling can allow for substantial increases in energy efficiency and expand options for greener fuel sources. District energy systems can offer combined heat-and-power and energy efficiency improvements compared to other available sources of energy, as well as GHG emissions reductions and other environmental benefits. In 2012, the Wastewater Treatment Division issued a Request for Expression of Interest and Information that solicited information about how local developers might harness unused thermal energy in wastewater pipelines to produce district energy. The City of Seattle is developing a District Energy Plan for First Hill where King County manages facilities, including Harborview Hospital and the Alder Youth Services Center, which is slated for redevelopment.

COORDINATION WITH OTHER PLANS. The Energy goals are coordinated with the following plans:

- King County Strategic Plan
- King County Comprehensive Plan
- 2010 King County Energy Plan
- 2008 King County Green Building and Sustainable Development Policy

ACCOUNTABLE AGENCIES. The *Department of Natural Resources and Parks*, *Department of Transportation* and *Facilities Management Division* are the overall leads for this goal area. King County's interdepartmental Energy Task Force plays a coordinating and oversight role in implementing the *2010 King County Energy Plan* and the strategies in this goal area related to renewable energy, energy efficiency and energy-related employee engagement. The Solid Waste Division's *GreenTools Program* plays a coordinating and oversight role for strategies related to green building, sustainable infrastructure, and green operations and maintenance.

COUNTY SERVICES

GOAL S.2: King County will help reduce energy use by county residents and by business and other partners and will support development of increasing amounts of local renewable energy.

- ▶ **Measure 1:** Percentage of energy produced, used, or procured by the County that is renewable energy
 - ★ **Target 1:** Produce, use or procure renewable energy equal to at least 50 percent of total county net energy requirements on an ongoing basis.³
- ▶ **Measure 2:** Percentage of residential housing development in King County that is Built Green or LEED-certified
 - ★ **Target 2:** A target will be developed as part of the 2013 King County Green Building and Sustainable Development Ordinance Update.

| OBJECTIVES | STRATEGIES |
|---|--|
| <p>Objective S.2.1: Increase the production and procurement of renewable energy and the development of waste-to-energy applications</p> | <p>Strategy A: Maximize opportunities at wastewater treatment plants and landfills to reuse waste resources for energy and other purposes, prioritizing opportunities that reduce GHG emissions such as encouraging the use of wastewater for heat extraction and other forms of energy generation in the county's wastewater conveyance system</p> <p>Strategy B: Research opportunities to apply renewable energy in the County's new construction, retrofit construction and stand-alone energy projects, and seek to develop or support private developments of renewable energy applications where benefits outweigh costs</p> <p>Strategy C: Transition to purchasing energy derived from renewable sources, including district energy systems fueled by renewable energy</p> |
| <p>Objective S.2.2: Partner with residents, businesses, and energy utilities to support local energy-efficiency and renewable energy projects and programs choices</p> | <p>Strategy A: Encourage, support and promote the application of sustainable development practices, including energy efficiency and renewable energy, in all private sector development within the county</p> <p>Strategy B: Develop, participate in, and support appropriate regional energy efficiency and renewable energy efforts</p> <p>Strategy C: Provide green building-related technical assistance, hands-on training, and support for builders, residents, and other King County local governments.</p> |

³ Developed as part of the SCAP process; builds on and extends the renewable energy target that was originally adopted in King County's 2010 Energy Plan

COUNTY OPERATIONS

GOAL O.2: King County will reduce the amount of energy used in government operations.

► **Measure 1:** Energy use at county facilities

★ **Target 1:** King County will reduce normalized net energy use from government operations in its buildings and facilities, as compared to a 2007 baseline, by at least 10 percent by 2012, 15 percent by 2015, and 20 percent by 2020.⁴

| OBJECTIVES | STRATEGIES |
|---|---|
| <p>Objective O.2.1: Reduce energy use in County operations through continuous improvements in facility and equipment efficiency, procurement and construction practices, and resource conservation</p> | <p>Strategy A: Conduct and/or update efficiency audits of all major County buildings and develop specific energy management plans for large, energy-intensive and special purpose County facilities</p> <p>Strategy B: Ensure that design, construction, maintenance and operation of any capital project owned or leased by King County is consistent with the latest green building and sustainable development practices</p> <p>Strategy C: Improve on existing green operations and maintenance practices to further reduce energy resource use</p> <p>Strategy D: District energy systems can result in reduced energy consumption, greenhouse gas emissions reductions and financial savings to the county. The County will pursue combined heat and power district energy opportunities in King County facilities, as well as in partnership with other public and private entities.</p> |
| <p>Objective O.2.2: Encourage King County employees to help the County reduce its energy usage</p> | <p>Strategy A: Conduct a countywide campaign encouraging employees to use alternative transportation, drive efficiently, and minimize resource and energy usage at work</p> <p>Strategy B: Train staff on green operations and maintenance practices to enhance existing division procedures to reduce energy and other resource usage</p> |

⁴ Developed as part of the SCAP process; builds on and extends the energy efficiency target that was originally defined in King County's 2010 Energy Plan. See also the overarching emissions reduction target section of the SCAP

PRIORITY ACTIONS:

- **Implement 2010 King County Energy Plan.**

King County will continue to implement its Energy Plan, which focuses on strategies such as (1) incorporating sustainable development practices into design, construction and operation of County facilities, (2) measuring and managing energy use, (3) investing in alternative fuels and technologies, (4) converting waste to energy, and (5) empowering employees to identify new ways to reduce energy use and save money.



Lighting efficiency retrofit in a painting booth at a Metro Transit bus base

- **Support renewable energy.** King County is a partner on a large biogas-to-energy project at the Cedar Hills Regional landfill, where BioEnergy Washington has begun selling cleaned landfill gas to Puget Sound Energy. This biogas displaces the use of fossil fuel natural gas by King County residents and businesses. As of fall 2012, the BioEnergy Washington plant is in full operation; a near-term focus of King County will be to ensure the success of the Cedar Hills project as well as a new electricity co-generation project at West Point wastewater treatment facility.
- **Explore heat energy from wastewater.** King County's Wastewater Treatment Division (WTD) will continue to explore partnerships that could result in privately-owned district energy systems that would extract and recover energy contained in WTD's conveyance system, as well as potential connection of county facilities to county wastewater district energy infrastructure, provided there is a benefit to the wastewater ratepayer.
- **Pursue district energy systems.** King County will pursue district energy opportunities, including collaborating with the City of Seattle on a District Energy Plan for First Hill where King County manages facilities, including Harborview Hospital and the Alder Youth Services Center, giving consideration to energy efficiency, reductions in GHG emissions, and financial savings to the county.
- **Promote green building.** King County will continue to ensure consistent implementation of its Green Building and Sustainable Development policy, Ordinance 16147. This includes providing internal training and technical assistance and implementing King County's Operations and Maintenance Guidelines. The County will also explore new partnerships to deliver marketing campaigns focused on green retrofits, building on the success of the EcoCool Remodel Tool.



Greenbridge affordable and sustainable housing project in White Center

The County's Green Building and Sustainable Development Ordinance will be revised and updated in 2013, and this opportunity will be used to further strengthen King County's efforts and commitment to reduce the energy, GHG emissions, and environmental footprint of the County's buildings and infrastructure.

- **Explore new budget practices.** The County will evaluate options and develop policy guidance and budgeting practices to enable County agencies to use operating savings that result from actions that reduce energy and resource usage and costs. This guidance will allow agencies to apply the cost savings from reduced resource usage to up-front capital investments in vehicle purchases or efficiency improvements. The County will also explore the establishment of new mechanisms for accounting for lifecycle energy, GHG emissions, and resource costs associated with operations, and for financing capital costs of efficiency investments.

Goal Area 3: Forests and Agriculture

INTRODUCTION. Forests and farms absorb and store carbon dioxide in trees and soils. The use of sustainable practices on these resource lands can add to their value in reducing GHG emissions.



- **Forests.** As trees grow, they absorb carbon dioxide from the air and convert it into carbon, which is stored in tree trunks, roots, foliage and soil. Forests in the Pacific Northwest store more carbon than almost anywhere else in the world. There are more than 800,000 acres of forest land in King County and it is estimated that approximately 800,000 to 900,000 additional MTCO_{2e} were sequestered and stored over the last decade by new local forest growth. This total does not include all the rural residential and urban forests, which also contain significant carbon.
- **Agriculture.** Approximately 50,000 acres in King County are in agricultural production, much of it in perennial pasture. Active agricultural uses result in GHG emissions—especially from tillage, nitrogen fertilizers, animal digestive processes, manure management, and vehicles—but agricultural soils also store significant amounts of carbon.

EXISTING COUNTY ACTIONS AND PROGRAMS. King County has taken significant action to preserve forest and agricultural land and to practice and encourage careful stewardship. Preserving forest land and managing forests for health and resilience can significantly increase the quantity of carbon stored on these lands. These actions can also reduce the risk of catastrophic loss of carbon through wildfire, windfall, and mortality caused by insects or pathogens. Sustainable farming techniques can enhance soil health, reduce use of fossil fuel based resources, and add significant carbon to agricultural lands. In addition, new research shows that the production of some types of food, for example fruits and vegetables, results in fewer GHG emissions than the production of other foods. Efforts to increase access to and availability of these locally produced low-impact foods can help reduce GHG emissions associated with food consumption.

- **Forests.** King County has preserved forest land through the designation and zoning of 824,000 acres in the Forest Production District and through the permanent protection of more than 140,000 acres of private forestland through transfers of development rights. In addition, King County owns and manages approximately 24,000 acres of



Chinook Bend Natural Area—part of the more than 26,000 acres of open space and forest land King County owns and manages

forest land, including 780 acres acquired in 2011. The County has developed a number of stewardship programs, both for its own properties and to support private forest land owners.

- **Agriculture.** King County has protected farmland through the designation and zoning of 42,000 acres in the Agricultural Production Districts and has ensured long-term conservation of more than 13,000 acres in the Farmland Preservation Program. The County provides technical and financial assistance with sustainable farming practices and supports marketing of local farm products around the region.



A field of corn growing on a farm near Kent.

COORDINATION WITH OTHER PLANS AND PROGRAMS. The Forests and Agriculture goals are coordinated with the following plans:

- King County Strategic Plan
- King County Comprehensive Plan
- 2010 King County Open Space Plan
- 2009 King County FARMS Report
- King County Parks and Recreation Division Forest Stewardship Plans
- King County Transfer of Development Rights Program
- King County Conservation Futures Program
- King County Current Use Taxation Programs

ACCOUNTABLE AGENCIES. The [*Department of Natural Resources and Parks*](#) is the overall lead for this goal area. The [*Water and Land Resources Division*](#) is responsible for strategies focused on working with private forest and farm owners. This work is led by staff in the [*King County Forestry Program*](#) and the [*King County Agriculture Program*](#). The [*Parks and Recreation Division*](#) leads efforts related to acquiring, managing and restoring King County [*Natural Resource Lands*](#).

COUNTY SERVICES

GOAL S.3: King County will support healthy, productive farms and privately owned forests that maximize biological carbon storage, promote public health, and are resilient to changing climate conditions.

- ▶ **Measure 1:** Privately owned rural acreage that has stewardship plans or is enrolled in Open Space (RCW 84.34) and Forest Land (RCW 84.33) designated current use taxation incentive programs
 - ★ **Target 1:** 500 additional acres per year of privately owned rural acreage that has stewardship plans or is enrolled in current use taxation incentive programs⁵
- ▶ **Measure 2:** Privately owned forest lands permanently conserved through easements that remove the development rights
 - ★ **Target 2:** 200,000 forest acres permanently conserved through easements that remove the development rights by 2016⁶
- ▶ **Measure 3:** King County agricultural lands permanently conserved through easements that remove the development rights
 - ★ **Target 3:** In 2013, the Water and Land Resources Division will collaborate with the King County Agriculture Commission to establish a goal for the number of acres preserved in Farmland Preservation Program.

| OBJECTIVES | STRATEGIES |
|--|---|
| <p>Objective S.3.1: King County will encourage sustainable agriculture and forestry</p> | <p>Strategy A: Conserve working forests and encourage private forestry through the acquisition of development rights in the Forest Production District</p> <p>Strategy B: Provide incentives, technical assistance, and streamlined permitting to keep land in agriculture and forestry use and to support sustainable farm and forestry practices including the growth of low-impact foods such as fruits and vegetables</p> <p>Strategy C: Protect agricultural land and encourage farming through the purchase or transfer of development rights</p> <p>Strategy D: Work with others to support farmers markets and programs that help new farmers get started and market their products</p> |

⁵ Developed as part of the SCAP process in consultation with staff from Water and Land Resources Division and the Parks and Recreation Division

⁶ Builds on the “Cascade Foothills Initiative” (CFI). In 2004 a letter of intent (LOI) in support of the CFI was signed between King County, Snohomish County, Pierce County, Washington State Department of Natural Resources, The Trust for Public Land and Forterra (then known as the Cascade Land Conservancy). This LOI established a goal for, among other things, permanent protection of approximately 600,000 acres across the three counties. This SCAP target builds on that goal and sets a target date for King County’s share of the commitment.

COUNTY OPERATIONS

GOAL O.3: King County will acquire, manage and restore its parks and other natural lands in ways that maximize biological carbon storage and are resilient to changing climate conditions.

- ▶ **Measure 1:** Percentage of King County Parks forested sites over 200 acres in size that have developed and are implementing Forest Stewardship Plans
 - ★ **Target 1:** 100% by 2025⁷
- ▶ **Measure 2:** Number of native trees and shrubs planted in restoration of King County Parks forest lands
 - ★ **Target 2:** A combined total of 30,000 native trees and shrubs per year⁸

| OBJECTIVES | STRATEGIES |
|---|---|
| Objective O.3.1: Acquire and preserve forest lands | Strategy A: Acquire, protect and conserve high-priority open space through a variety of means including fee-simple purchase, donations and purchase of conservation easements and covenants |
| Objective O.3.2: Protect and improve the health of King County-owned forest lands | Strategy A: Assess, maintain, enhance, and restore forests and soils on King County-owned lands, including developing and implementing Forest Stewardship Plans for forested sites |

⁷ Developed as part of the SCAP process in consultation with staff from Water and Land Resources Division and the Parks and Recreation Division

⁸ Same as above

PRIORITY ACTIONS:

- Assist forest and farm owners.** The Water and Land Resource Division's (WLRD) Forestry Program will continue to offer forest stewardship planning courses and forestry workshops, and to offer forest management assistance to landowners, including through the new Urban and Community Forestry Climate Preparedness and Response website. The Forestry Program will also work with communities and fire districts on community Firewise plans to reduce the risk of wildfire. WLRD's Agriculture Program will continue to provide technical assistance and cost sharing to support sustainable farming practices, and will promote local production of and access to fruits and vegetables. The County will also continue to offer property tax incentives that support privately owned forests and farms.
- Preserve forests.** King County will continue to conserve natural lands that have high ecological value and that enhance the connectivity of its existing open space inventory. The County will also follow through on its commitment under the Cascade Foothills Initiative to permanently protect 200,000 acres of privately owned forest land from development. The near-term focus of these efforts will be to explore potential sites in southeastern King County.
- Improve soils.** The Wastewater Treatment Division will continue to use its new biosolids brand Loop™ to increase community support and understanding of the County's biosolids product. The application of Loop™ biosolids to forest land adds large quantities of carbon to soils, stimulates forest growth, and can displace use of fossil fuel-based fertilizers. King County will also pursue opportunities for soil management and restoration projects on King County-owned lands, including using biosolids, compost, and other organic materials that are byproducts of County operations.



Grand Ridge Park—1,300 acres of pristine forest rising above Issaquah and Lake Sammamish



Loop soil amendment is made from solids extracted during the wastewater treatment process. It helps create healthy, carbon-rich soils

- Restore parks.** The Parks and Recreation Division has completed preliminary forest stand assessments on all of its forest land and forest stewardship plans for seven sites, and also has conducted six harvests for long-term forest health. Over the next few years, Forest Stewardship Plans will be developed or updated for eight different sites including the Henry's Ridge Open Space, Black Diamond Natural Area, Mitchell Forest, and Taylor Mountain Forest. The Parks and Recreation Division and Water and Land Resources Division will also continue their focus on developing opportunities for volunteers to plant native trees and shrubs and remove invasive species from County-owned lands. Examples of priority sites over the next several years include Maury Island Marine Park, Soos Creek Regional Park, Juanita Woodlands Park, Taylor Mountain Forest, and Chinook Bend Natural Area.



Volunteers plant trees at Vashon's Island Center Forest as part of a pilot project exploring the carbon sequestration potential of soils

Goal Area 4: Consumption and Materials Management

INTRODUCTION. The purchase, use, and disposal of goods and services by King County residents, businesses, and governments are associated with significant GHG emissions. Emissions can occur at all stages of a product's life—from resource extraction, farming, manufacturing, processing, transportation, sale, use, and disposal. In 2008, consumption-related GHG emissions in King County totaled more than 55 million MTCO₂e – more than double the emissions produced within the county's geographic boundaries.



As a major employer and service provider in the region, King County government is also a major consumer of goods and services. These goods and services—especially construction related services—account for 270,000 MTCO₂e, or about 42 percent of the County's operations-related GHG emissions.

EXISTING COUNTY ACTIONS AND PROGRAMS. Residents, businesses, and governments can reduce GHG emissions associated with goods and services by choosing sustainable options, reducing the amount they purchase, reusing goods when possible, and recycling after use. King County is involved in these efforts through the solid waste management services and procurement efforts that the County provides, as well as through the County's efforts to educate residents and businesses about ways to use less and recycle more. The County is also taking a number of steps to reduce the environmental footprint of the products used in government operations and to reuse previously wasted resources.

- **Recycling outreach.** The Solid Waste Division's (SWD) *Recycle More—It's Easy to Do* campaign promotes basic recycling, food scrap recycling, and yard waste sign-up, focusing on suburban cities that have residential recycling rates of less than 35 percent. Other programs that support increased recycling and waste prevention include the Green Schools Program, which supports schools conservation actions, and the Best Workplaces for Waste Prevention and Recycling Program, which recognizes local businesses that demonstrate their commitment to waste prevention and recycling.
- **Recycling infrastructure.** In King County in 2010 about 832,000 tons of recyclable materials were collected by private hauling companies at the curb



Mount Rainier and the Cedar Hills Regional Landfill. Reducing waste is a key focus for King County.

and about 10,000 tons were collected at King County transfer stations. Turning this waste into resources resulted in the reduction of approximately 1.6 million MTCO₂e of GHG emissions.

- **Reusing resources.** King County is helping develop, expand and support markets for reused and recycled products. The *LinkUp* program has expanded markets for recyclable and reusable materials such as asphalt shingles, carpet, and mattresses.
- **Environmental purchasing.** During 2011, King County's Environmentally Preferable Purchasing and Practices Policy resulted in more than \$1.5 million in cost and durability savings, a 9.5 percent reduction in paper consumption, and significant closed-loop recycling of batteries, motor oil, antifreeze, fluorescent lamps and electronic equipment.



Paper recycling infrastructure at the Bow Lake Recycling and Transfer Station

COORDINATION WITH OTHER PLANS. The Consumption and Material Management goals are coordinated with the following plans:

- King County Strategic Plan
- King County Comprehensive Plan
- King County Comprehensive Solid Waste Management Plan
- King County Environmentally Preferable Purchasing and Practices

ACCOUNTABLE AGENCIES. The Department of Natural Resources and Parks' *Solid Waste Division* (SWD) and the Department of Executive Services' *Procurement and Contract Services Section* (PCSS) are the overall leads for this goal area. Strategies related to waste prevention, recycling, reuse and partnering with schools, businesses and others on related efforts are led by the SWD's *Recycling and Environmental Services* section. Strategies related to transfer stations and operation of King County owned landfills are the responsibility of the SWD's *Engineering Services* and *Operations* sections. Strategies related to sustainable consumption, purchasing, and reducing waste are led by the PCSS's *Environmental Purchasing Program* and SWD's *Recycling and Environmental Services section*. The *Wastewater Treatment Division* is the lead for efforts related to reuse and repurposing of byproducts of government operations through its *Resource Recovery Program*.

COUNTY SERVICES

GOAL S.4: King County will encourage and support behaviors, purchasing, and waste management strategies that account for and minimize the life-cycle impacts of consumption and materials.

► **Measure 1:** Recycling rates in King County solid waste service area

★ **Target 1:** By 2020, 70% recycling rate⁹

★ **Target 2:** By 2030, zero waste (no landfilling) of resources that have economic value for reuse, resale or recycling¹⁰

| OBJECTIVES | STRATEGIES |
|---|--|
| <p>Objective S.4.1: Reduce waste and increase reuse and recycling of materials</p> | <p>Strategy A: Conduct an outreach campaign and provide incentives and support to increase communitywide recycling and composting</p> <p>Strategy B: Partner with haulers and recycling and composting businesses to increase productive reuse and recycling of materials</p> <p>Strategy C: Develop, expand and support markets for reused and recycled products and for County produced renewable resources</p> <p>Strategy D: Provide and increase recycling and composting collection at King County transfer stations</p> <p>Strategy E: Provide tools and support to King County schools and other partners to improve waste prevention, resource conservation and efficiency efforts</p> |

⁹ From the *King County Draft 2011 Comprehensive Solid Waste Management Plan*

¹⁰ From the *King County Draft 2011 Comprehensive Solid Waste Management Plan* and King County Code Title 10 Solid Waste, Chapter 10.14

COUNTY OPERATIONS

GOAL O.4: King County will minimize operational resource use, maximize reuse and recycling and choose products and services that have low environmental impacts.

- ▶ **Measure 1:** Total amount of copy paper purchased
 - ★ **Target 1:** 20% reduction in copy paper usage by 2013 compared to 2010¹¹
- ▶ **Measure 2:** Percentage of 100% recycled content copy paper purchased
 - ★ **Target 2:** 100% compliance by all county agencies¹²

| OBJECTIVES | STRATEGIES |
|---|--|
| <p>Objective O.4.1: Reduce waste and increase reuse and recycling of materials</p> | <p>Strategy A: Minimize the usage of resources such as water, office supplies and building materials</p> <p>Strategy B: Minimize fugitive greenhouse gas emissions from King County owned landfills</p> <p>Strategy C: Maximize the reuse and repurposing of byproducts of government operations</p> <p>Strategy D: Maximize recycling and composting of materials from County facilities</p> |
| <p>Objective O.4.2: Identify, evaluate, purchase and promote economical and effective products and services that minimize life-cycle environmental impacts</p> | <p>Strategy A: Buy and promote use of recycled and other environmentally preferable products and services whenever practicable</p> <p>Strategy B: Require contractors and consultants to use recycled and other environmentally preferable products and services whenever practicable</p> <p>Strategy C: Engage in the development of sustainable product and services certification and labeling efforts</p> |

¹¹ From King County's Environmentally Preferable Purchasing and Practices Policy; King County Code (18.20.040)

¹² Same as above

PRIORITY ACTIONS:

- Promote recycling.** The SWD will continue to pursue waste reduction and recycling initiatives, including education and technical assistance to divert waste from disposal. Focused efforts on increasing food waste recycling are a near term priority area for the division through partnerships with cities, haulers and schools and through the *Recycle More—It's Easy To Do* campaign.
- Expand recycling infrastructure.** King County will continue its progress on a roughly \$300 million modernization of its 1960s-era network of transfer stations, which will provide for additional recycling opportunities for all residents and businesses. For example: 2011 marked the completion of Phase one of the Bow Lake Transfer Station modernization project and the opening of new recycling services, enabling customers to recycle appliances, yard waste, clean wood, scrap metal, bicycles and bicycle parts. The entire project, including an expanded recycling area, will be completed in late 2013.
- Reuse resources.** King County will continue to help develop markets for the reuse of byproducts of government operations such as wastewater biosolids, construction materials, and reclaimed water. For example, the Wastewater Treatment Division is now producing an average of 330 million gallons of Class A reclaimed water each year at its wastewater treatment plants, and will continue to develop users and markets for this renewable resource.
- Support environmental purchasing.** King County will continue to pursue opportunities to help develop environmental standards and certifications that not only inform the County's purchases but also resident and business choices. Consistent with emerging information and standards, King County will update its environmental purchasing policy to align with King County's climate change and environmental sustainability goals and policies.



Food scrap composting creates a sustainable resource that supports healthy soils, improved water quality and thriving plants and trees.



Bicycles collected for recycling. Reusing and recycling helps extend the useful life of products and decreases GHG emissions that would otherwise be created in the production of new products.



Energy-efficient compact fluorescent tubes—a more sustainable purchasing choice

- **Start programs to reduce consumption-related emissions.** Using information in the 2012 report *GHG Emissions in King County* about emissions associated with goods and services, King County will implement targeted approaches to reduce purchasing-related emissions—both countywide and in County government operations. For example, this research found that emissions associated with the production and consumption of food are one of the largest sources of emissions in King County. At the same time, the waste and disposal of huge amounts of edible food has gained national attention. In 2013 the Solid Waste Division will build on its efforts to increase food scrap recycling by implementing a “reducing wasted food” campaign. This program will give residents tools to help them shop, prepare, and store food more sustainably.

Goal Area 5: Preparing for Climate Change Impacts

INTRODUCTION. Across the globe, climate change-related impacts are wreaking havoc; sea levels are rising, heat waves are occurring more frequently and for longer periods, glaciers are melting, and weather-related natural disasters such as Hurricane Katrina and Hurricane Sandy are causing diverse environmental, public health and environmental impacts. In King County, decreasing mountain snowpack, increasing flooding, and rising sea levels are evidence that the climate system is changing. The region faces significant environmental and economic challenges stemming from climate change, including stressed and rapidly changing ecosystems, costly impacts on public and private property, and new public health risks.



Snoqualmie Valley flooding. Since 1990, King County floodplains have been declared federal flood disaster areas 12 times.

EXISTING COUNTY ACTIONS AND PROGRAMS. The County has developed programs and projects to help reduce the impacts of floods, support farm and forest owner action to address climate change impacts, and that begin to prepare the region for the effects of climate change on stormwater, public health, and emergency response. These efforts promote equity and social justice by helping those who are most vulnerable to climate change impacts.

- Managing flood risk.** King County formed a Flood Control District in 2007 to increase capacity for addressing regional flood risks, particularly in the face of projected climate change impacts. The creation of the Flood Control District and Flood Control District Assessment has increased local funding for flood risk reduction by a factor of ten, with total annual funding of \$40 million in 2013. In 2011, the Flood Control District completed three flood protection infrastructure projects and raised, relocated, or demolished 18 chronically flooded homes.
- Education and Training.** King County is educating the public about local climate change impacts and providing resources to help them take action, partnering with the National Wildlife Federation and other organizations to help residents and property owners address likely climate change impacts.



Farm pads. Roughly two dozen farm pads have been constructed in flood-prone agricultural areas of King County since the early '90s, and another dozen are under construction as of 2012.

- **Developing preparedness plans.** King County, in partnership with scientists from the University of Washington Climate Impacts Group and other agencies, has begun to implement and learn from practical preparedness steps for County facilities and operations, focusing on potential infrastructure impacts and service delivery needs.

COORDINATION WITH OTHER PLANS. The Preparing for Climate Change goals are coordinated with the following plans:

- King County Strategic Plan
- King County Comprehensive Plan
- King County Flood Hazard Management Plan

ACCOUNTABLE AGENCIES. Strategies related to addressing climate change impacts on natural resources are primarily the responsibility of the [*Water and Land Resources Division*](#) (WLRD). Strategies related to flooding are the responsibility of the WLRD's [*Rivers and Floodplain Management Section*](#). Strategies related to emergency management are the responsibility of the [*Office of Emergency Management*](#). Strategies related to planning for health impacts are the responsibility of the [*Department of Public Health - Seattle and King County*](#). Strategies for preparing for impacts to infrastructure and operations are the responsibility of all King County agencies. The Department of Natural Resources and Parks Climate Team plays a coordinating and oversight role in this goal area, and also is accountable for strategies related to staff training and education.

COUNTY SERVICES

GOAL S.5: King County will work with local cities and other partners to prepare for the effects of climate change on the environment, human health and the economy.

- ▶ **Measure 1:** Number of King County homes at risk of flooding or river channel migration
 - ★ **Target 1:** A target is being developed as part of the King County Flood Hazard Management Plan Update, which will be adopted by the King County Council and the King County Flood Control District Board of Supervisors in 2013.

| OBJECTIVES | STRATEGIES |
|--|--|
| <p>Objective S.5.1: King County will work with local cities and other partners to identify and adapt to the impacts of climate change on natural systems, human health, public safety, infrastructure, and the economy</p> | <p>Strategy A: Mitigate flood risks by implementing the King County Flood Hazard Management Plan and consider climate change impacts when updating flood risk reduction policies and capital improvement plans and projects</p> <p>Strategy B: Review and evaluate climate change impacts on natural resources that King County programs are designed to protect—forests, fisheries, productive farmland, water resources—to assess and improve the efficacy of existing strategies and commitments</p> <p>Strategy C: Integrate observed and projected climate change-related changes in severe weather, flooding, drought, fire, landslides and related issues into emergency management planning and programs</p> <p>Strategy D: Identify and plan for the impacts of climate change on human health including increasing temperatures, flooding, risk of vector-borne and infectious diseases, mental stress, and respiratory effects. Prioritize responses based on the needs of the most vulnerable populations including the very young and old, those in poor health, and those with limited resources</p> |

COUNTY OPERATIONS

GOAL O.5: King County will plan and prepare for the likely impacts of climate change on County-owned facilities, infrastructure and natural resources.

- ▶ **Measure 1:** Number of key facilities and natural resource assets and programs assessed for vulnerability to climate change impacts
 - ★ **Target 1:** A target will be established as part of the 2015 SCAP update.
- ▶ **Measure 2:** Number of key facilities and natural resource assets and programs vulnerable to climate change impacts that implement a plan for reducing likely impacts
 - ★ **Target 1:** A target will be established as part of the 2015 SCAP update.

| OBJECTIVES | STRATEGIES |
|--|--|
| <p>Objective O.5.1: Identify and adapt to the impacts of climate change on County infrastructure and operations</p> | <p>Strategy A: Collaborate with the scientific community to develop assumptions about countywide climate change impacts and integrate this science into capital project siting, planning, design and construction</p> <p>Strategy B: Inventory essential County facilities and infrastructure that are subject to climate change impacts such as flooding and inundation from sea level rise, and develop strategies for reducing risks and mitigating damages</p> <p>Strategy C: Manage King County-owned natural lands in ways that help reduce climate change risks to those lands and help minimize regional climate change impacts</p> <p>Strategy D: Train and educate staff to develop skills and expertise related to preparing for climate change impacts</p> |

PRIORITY ACTIONS:

- **Manage flood risk.** As part of *King County's Flood Hazard Management Plan*, the County will review available information on the potential impacts of climate change on winter floods and consider these impacts in updating flood-risk reduction policies and capital improvements plans and projects.



Levee project funded by the King County Flood Control District

- **Educate and train the public and staff.**

King County will continue to educate the public and its staff about local climate change impacts and provide resources to help them take action.

For example King County will provide information to citizens on Vashon Island about the impacts of rising sea levels, partner with farm and forest owners to address flooding impacts, and conduct staff trainings on local impacts of climate change and how they relate to County priorities.

- **Develop preparedness plans.** In collaboration with the local scientific community, and as part of the work leading into the 2015 SCAP update, King County will develop standard assumptions about local climate change impacts to be used by King County agencies in their planning. The County will also develop an inventory of key King County-owned facilities and natural resource assets and programs vulnerable to climate change-related risks (such as flooding, drought, sea level rise) and plans for reducing likely impacts. To accomplish this work, King County will explore and pursue partnerships with the City of Seattle and other King County cities.



West Point Wastewater Treatment Facility on the edge of the Puget Sound. King County is incorporating the latest science about rising sea levels into planning and operations of the wastewater treatment and conveyance system.

- **Integrate climate change issues into emergency management.** King County will integrate observed and projected climate change-related changes in severe weather, flooding, drought, fire, landslides, and related issues into emergency management planning and programs, including the *2014 King County Regional Hazard Mitigation Plan*.
- **Plan for impacts on public health.** King County will continue to partner with the University of Washington to identify and plan for the impact of climate change on human health, including synthesizing data on the effects of changing temperature on illness and death in King County.

- **Further develop reclaimed water program.**

Consistent with requirements of the Washington State departments of Ecology and Natural Resources, King County will continue to develop its reclaimed water program to reduce reliance on Puget Sound for the discharge of treated effluent. King County will also consider projects using reclaimed water when they can benefit wastewater ratepayers. Not only can reclaimed water reduce Puget Sound discharges, it can be used in response to climate change impacts. For example, nonpotable, reclaimed water can be used for agricultural irrigation and for groundwater recharge.



The Seattle Sounders FC practices at Starfire soccer center in Tukwila, which irrigates with King County reclaimed water.

ASSESSMENT

Linking Targets and the SCAP

King County's targets are ambitious. Focus, hard work, and investments will be required to achieve them.

It is difficult to quantify whether the sum of the strategies in this plan will achieve its overarching targets.

Quantification of emissions reductions is an emerging field, and many factors affect emissions. Despite the challenges, King County believes that it is important to set communitywide and County operations targets that are based on science and that help push climate action forward. King County will continue working to better assess the outcomes of its efforts.



The SCAP defines measurement and assessment standards that King County will use to monitor progress towards its goals. Success will be measured in two ways:

Has King County accomplished what it set out to do?

Performance will be documented in King County's annual report on its climate change, energy, green building and environmental purchasing programs, due to the County Council by June 30 of each year. This annual assessment and reporting process will ensure that King County agencies will be held accountable to policymakers and the public and will help them improve their effectiveness.

Is the King County region on track to meet its climate change goals?

King County will conduct regular comprehensive inventories and assessments of GHG emissions associated with government operations as well as emissions associated with all resident, business, and local government activities. The County will also track local impacts of climate change on the environment, human health, and economy. These assessments help educate the community about the severity of local climate change-influenced impacts and how well the King County community is doing to reduce climate change-related risks.

UPDATING THE SCAP

The County will update the SCAP by June 2015. The 2015 SCAP will include analyses of technical, cost effectiveness, efficacy, equity, and funding issues for existing and potential new objectives, strategies and priority actions. The County will engage stakeholders in updating the 2015 plan.

As part of the update process, the County will assess whether it is on track to achieve its climate change-related targets, and will update the plan as necessary to ensure that its targets will be met. New or significantly revised objectives and strategies will include plans or recommendations for funding or otherwise accomplishing them.

The 2015 SCAP will also formally integrate the SCAP with the *King County Energy Plan*. After 2015, the County will update the SCAP on a five-year cycle unless more frequent revisions are needed to respond to changing information about emissions sources, performance relative to targets, new technologies, or regulatory changes.



CONCLUSION

Climate change is a daunting challenge that will require bold action by many players. King County and its partners are taking action—in areas ranging from green buildings to alternative transportation to minimizing flood risk—to reduce GHG emissions and prepare for the impacts of climate change. Through their work they are demonstrating that a sustainable environment goes hand in hand with healthy people, a prosperous economy, and vibrant communities.



King County's 2012 SCAP synthesizes and focuses King County's efforts to respond to climate change. By setting priorities and defining performance measures and targets, the plan provides clarity and accountability for elected officials, the public, and County agencies and employees. The plan will inform policy and budget decisions. It will also serve as the framework for annual reporting along with the County's energy, green building and environmental purchasing programs.

APPENDICES

- A.** Alignment of the SCAP with the King County Strategic Plan

- B.** Coordination between the SCAP and Other Plans and Programs

APPENDIX A. Alignment of the SCAP with the King County Strategic Plan

The table below shows how the goal areas of the SCAP are aligned with the King County Strategic Plan and will affect every part of county government. One checkmark means that there is some alignment; two checkmarks mean there is strong alignment.

| KING COUNTY STRATEGIC PLAN | STRATEGIC CLIMATE ACTION PLAN GOAL AREAS | | | | |
|---|--|--------|-----------------------|------------------------------------|--------------------------------------|
| Objectives | Transportation & Land Use | Energy | Forests & Agriculture | Consumption & Materials Management | Preparing for Climate Change Impacts |
| JUSTICE & SAFETY | | | | | |
| JS 1: Keep people safe in their homes and communities | | | | | ✓✓ |
| JS 2: Ensure fair and accessible justice systems | | | | | |
| JS 3: Ensure offending individuals are appropriately detained or sanctioned | | | | | |
| JS 4: Decrease damage or harm in the event of a regional crisis | | | | | ✓✓ |
| HEALTH & HUMAN POTENTIAL | | | | | |
| HHP 1: Increase the number of healthy years that residents live | ✓ | | ✓ | | |
| HHP 2: Protect the health of communities | ✓ | | ✓ | | ✓ |
| HHP 3: Support the optimal growth and development of children and youth | | | | | |
| HHP 4: Ensure a network of integrated and effective health and human services is available to people in need | | | | | |
| ECONOMIC GROWTH & BUILT ENVIRONMENT | | | | | |
| EGBE 1: Support a strong, diverse, and sustainable economy | ✓✓ | ✓ | ✓✓ | ✓✓ | ✓✓ |
| EGBE 2: Meet the growing need for transportation services and facilities throughout the county | ✓✓ | | | | |
| EGBE 3: Shape a built environment that allows communities to flourish | ✓✓ | ✓ | ✓ | ✓ | |
| EGBE 4: Preserve the unique character of our rural communities in collaboration with rural residents | | | ✓✓ | | ✓✓ |
| ENVIRONMENTAL SUSTAINABILITY | | | | | |
| ES 1: Protect and restore water quality, biodiversity, open space, and ecosystems | ✓✓ | | ✓✓ | | ✓✓ |
| ES 2: Encourage sustainable agriculture and forestry | | | ✓✓ | | ✓✓ |
| ES 3: Reduce climate pollution and prepare for the effects of climate change on the environment, human health and the economy | ✓✓ | ✓✓ | ✓✓ | ✓ | ✓✓ |
| ES 4: Minimize King County's operational environmental footprint | ✓✓ | ✓ | ✓✓ | ✓✓ | |
| SERVICE EXCELLENCE | | | | | |
| SE 1: Improve our customers' satisfaction | | | | | |
| SE 2: Build a culture of performance and improve the effectiveness and efficiency of county programs, services, and systems | ✓✓ | ✓✓ | | ✓ | |
| SE 3: Foster an ethic of working together for One King County | | | | | |
| SE 4: Increase access to King County services, personnel, and information | | | | | |

| KING COUNTY STRATEGIC PLAN | STRATEGIC CLIMATE ACTION PLAN GOAL AREAS | | | | |
|---|---|--------|-----------------------|------------------------------------|--------------------------------------|
| Objectives | Transportation & Land Use | Energy | Forests & Agriculture | Consumption & Materials Management | Preparing for Climate Change Impacts |
| FINANCIAL STEWARDSHIP | | | | | |
| FS 1: Keep the county's cost of doing business down, including keeping growth in costs below the rate of inflation | | ✓✓ | | ✓✓ | ✓✓ |
| FS 2: Plan for the long-term sustainability of county services | | ✓✓ | | ✓✓ | ✓✓ |
| FS 3: Provide the public with choices about which services King County delivers within existing resources and for which services they would like to provide additional funding | | | | | |
| PUBLIC ENGAGEMENT | | | | | |
| PE 1: Expand opportunities to seek input, listen, and respond to residents | | | | | |
| PE 2: Empower people to play an active role in shaping their future | | | | | |
| PE 3: Improve public awareness of what King County does | | | | | |
| QUALITY WORKFORCE | | | | | |
| QW 1: Attract and recruit a talented county workforce | | | | | |
| QW 2: Develop and retain quality employees | | | | | |
| QW 3: Utilize employees in an efficient, effective, and productive manner | | | | | |
| EQUITY & SOCIAL JUSTICE FOUNDATIONAL PRACTICES | | | | | |
| Raise and sustain the visibility of the countywide strategic plan's "fair and just" principle and equity and social justice values, policies and practices. | ✓ | | | | ✓ |
| Increase focus on the determinants of equity in order to make progress in the elimination of the root cause of inequities. | ✓ | | | | ✓ |
| Consider equity and social justice impacts in all decision-making so that decisions increase fairness and opportunity for all people, particularly for people of color, low-income communities and people with limited English proficiency or, when decisions that have a negative impact on fairness or opportunity are unavoidable, steps are implemented that mitigate the negative impacts. | ✓✓ | ✓✓ | ✓✓ | ✓✓ | ✓✓ |
| Foster an organizational culture that promotes fairness and opportunity. | | | | | |
| Collaborate across agencies, departments and other organizations. | ✓✓ | ✓✓ | | ✓ | ✓✓ |
| Build capacity to engage all communities in a manner that: promotes and fosters trust among people across geographic, race, class and gender lines; results in more effective policies, processes and services; and supports communities' efforts to develop solutions. | | | | | ✓ |

Appendix B. Coordination between the SCAP and Other Plans and Reports

The SCAP builds on a number of King County plans, programs and research reports, including the following:

King County Strategic Plan. Adopted in 2010, the KCSP is intended to unify decision making across all branches of King County government. It sets the strategic goals County government will pursue over the next five years, how it intends to get there, and how it will measure progress. The KCSP is shaped by seven guiding principles and is organized around eight goal areas, four on “what we deliver” and four on “how we deliver” services to the community. Link: www.kingcounty.gov/strategicplan

King County Comprehensive Plan. This plan governs growth management and land within unincorporated King County. Environmental sustainability is one of the Comprehensive Plan’s guiding principles. The Comprehensive Plan is being updated for 2012. After it is adopted, it will be available at: www.kingcounty.gov/property/permits/codes/growth/CompPlan.aspx

Environmentally Preferable Product Procurement Policy. Ordinance 17074 requires King County agencies to purchase recycled and other environmentally preferable products whenever the products meet the price and performance requirements of the county. Link: www.kingcounty.gov/procurement/green

Strategic Plan for Public Transportation, 2011-2021. Ordinance 17143, adopted in July 2011, approved Metro’s Strategic Plan for Public Transportation, which defines objectives and targets for transit operations that will help reduce greenhouse-gas emissions while increasing the transit system’s productivity and financial sustainability and advancing social equity. Link: <http://metro.kingcounty.gov/planning>

Comprehensive Solid Waste Management Plan. This 2011 draft plan presents strategies for managing King County’s solid waste, and was the first King County solid waste plan to consider climate change impacts. Link: <http://your.kingcounty.gov/solidwaste/about/planning/comp-plan.asp>

Energy Plan. Motion 13368, approved in October 2010, adopted the 2010 Energy Plan, which established goals for energy efficiency and renewable energy:

- Incorporate sustainable development practices into design, construction, and operation of County facilities
- Measure and manage energy use
- Invest in alternative fuels and technologies
- Convert waste to energy
- Empower employees to identify new ways to reduce energy use and save money.

Link: www.kingcounty.gov/environment/climate/king-county/2010-energy-plan.aspx

Open Space Plan. Ordinance 16857, adopted in June 2010, approved the King County Open Space Plan, a functional plan of the King County Comprehensive Plan that provides the policy framework for the county's acquisition, development, stewardship, management, and funding of its open space system. The plan includes new policies on identifying and monitoring the ecological value of land to be preserved and on using environmentally sustainable practices. Link: www.kingcounty.gov/recreation/parks/about/openspaceplan.aspx

Green Building and Sustainable Development Policy. Ordinance 16147 adopted the Green Building Program. The intent of this policy is to ensure that the design, construction, maintenance and operation of any King County-owned or financed capital project is consistent with the latest green building and sustainable development practices. Link: <http://your.kingcounty.gov/solidwaste/greenbuilding/green-tools-program.asp>

Flood Hazard Management Plan. Ordinance 15673, adopted in January 2007, approved the 2006 King County Flood Hazard Management Plan. The plan is currently being updated and will be presented to the Flood Control District in 2013. It continues a trend begun in the 1990s of advocating for efficient and environmentally beneficial flood risk reduction projects and solutions that strive to accommodate, rather than oppose, natural riverine processes. Link: www.kingcounty.gov/environment/waterandland/flooding/documents/flood-hazard-management-plan.aspx

Greenhouse Gas Emissions in King County. King County's assessments of emissions have historically quantified emissions associated with King County government operations and emissions that occurred within the county's geographic boundary. In the most recent, 2008 inventory, a new methodology also estimated emissions associated with consumption of all goods and services by King County residents and governments, no matter where the emissions occurred. Link: www.kingcounty.gov/environment/climate/climate-change-resources/emissions-inventories.aspx

King County Environmental Impacts of Climate Change. Important climate change related shifts in King County's physical environment have been observed in recent years, and are documented on this website. King County is tracking these changes in the local environment to help assess the severity of local climate-influenced impacts. Link: <http://your.kingcounty.gov/dnrp/measures/indicators/cp-environmental-impacts.aspx>

King County Human Health and Environmental Impacts of Climate Change. Climate change will have long-term consequences for both public health and the economy in King County; some of these impacts are already occurring. King County is tracking human health and economic impact indicators and updating this information annually. Link: <http://your.kingcounty.gov/dnrp/measures/indicators/cp-health-economic-impacts.aspx>

Additional King County Climate Change Related Performance Measures. King County reports progress related to its climate change goals through annual reports. Beginning with the 2012 annual report, these will include the measures defined in King County's Strategic Climate Action Plan. King County also tracks several additional climate change-related measures that help the County monitor

progress on relevant programs, projects, policies and services. Over time, these performance measures will improve and evolve. Link: www.kingcounty.gov/environment/climate/climate-change-resources/performance-measures.aspx

Annual Reports of King County’s Climate Change, Energy, Green Building and Environmental Purchasing Programs. Reporting for these programs was combined beginning with a 2010 annual report that provides an integrated view of interdependent, mutually beneficial programs. Link: www.kingcounty.gov/environment/climate/king-county/annual-reports.aspx

Equity and Social Justice Annual Report. King County is committed to working toward fairness and opportunity for all people and communities. The County will make progress by intentionally considering equity in everything that we do as a government. Every agency in King County is making commitments annually to advance equity. Link: www.kingcounty.gov/exec/equity/toolsandresources.aspx

Coordination between Existing Plans and SCAP

| EXISTING KING COUNTY PLANS | STRATEGIC CLIMATE ACTION PLAN GOAL AREAS | | | | |
|--|--|--------|-----------------------|------------------------------------|--------------------------------------|
| Objectives | Transportation & Land Use | Energy | Forests & Agriculture | Consumption & Materials Management | Preparing for Climate Change Impacts |
| KING COUNTY STRATEGIC PLAN (2010) | | | | | |
| Intended to unify decision making across all branches of King County government by setting the strategic direction of where county government will be in five years, how it intends to get there, and how it will measure progress. | ✓ | ✓ | ✓ | ✓ | ✓ |
| KING COUNTY COMPREHENSIVE PLAN (Adopted 2008, updated 2010, 2012 update underway) | | | | | |
| Provides a legal framework to guide regional growth and decisions about land use in unincorporated King County. Includes environmental sustainability as a guiding principle. | ✓ | ✓ | ✓ | | ✓ |
| CLIMATE PLAN (Adopted 2007) | | | | | |
| Provides a process to embed climate change mitigation and adaptation as critical factors in the cost-benefit evaluations of decisions made by King County. Focuses on the County's responsibilities in land use and growth management, transportation, water and environmental management, and clean energy. | ✓ | ✓ | ✓ | ✓ | ✓ |
| ENVIRONMENTALLY PREFERABLE PRODUCT PROCUREMENT POLICY (2011) | | | | | |
| Requires County agencies to purchase recycled and other environmentally preferable products. | | | | ✓ | |
| STRATEGIC PLAN FOR PUBLIC TRANSPORTATION, 2011-2021 (Adopted 2011) | | | | | |
| Sets objectives and targets for transit operations intended to help reduce County's contribution to the causes of climate change while increasing productivity, financial sustainability and social equity. | ✓ | ✓ | | | |
| COMPREHENSIVE SOLID WASTE MANAGEMENT PLAN (2011 Draft) | | | | | |
| Focuses on preventing waste, increasing recycling, advancing green building practices, and reducing the division's GHG emissions. | ✓ | ✓ | | ✓ | ✓ |
| ENERGY PLAN (2010) | | | | | |
| Establishes goals for energy efficiency in County operations through sustainable development, energy use, alternative fuels and technologies, waste-to-energy, and consumption and materials management. | ✓ | ✓ | | ✓ | ✓ |
| OPEN SPACE PLAN (2010) | | | | | |
| Provides policy framework for County's acquisition, development, stewardship, management, and funding of its open space system. | | | ✓ | | ✓ |
| GREEN BUILDING PROGRAM (2008) | | | | | |
| Requires green building practices in all buildings the County constructs, remodels or renovates. | ✓ | ✓ | | ✓ | |
| FLOOD HAZARD MANAGEMENT PLAN (2007, update underway) | | | | | |
| Advocates for efficient and environmentally beneficial flood risk reduction projects and solutions that strive to accommodate rather than oppose, natural riverine processes. | ✓ | | ✓ | | ✓ |

