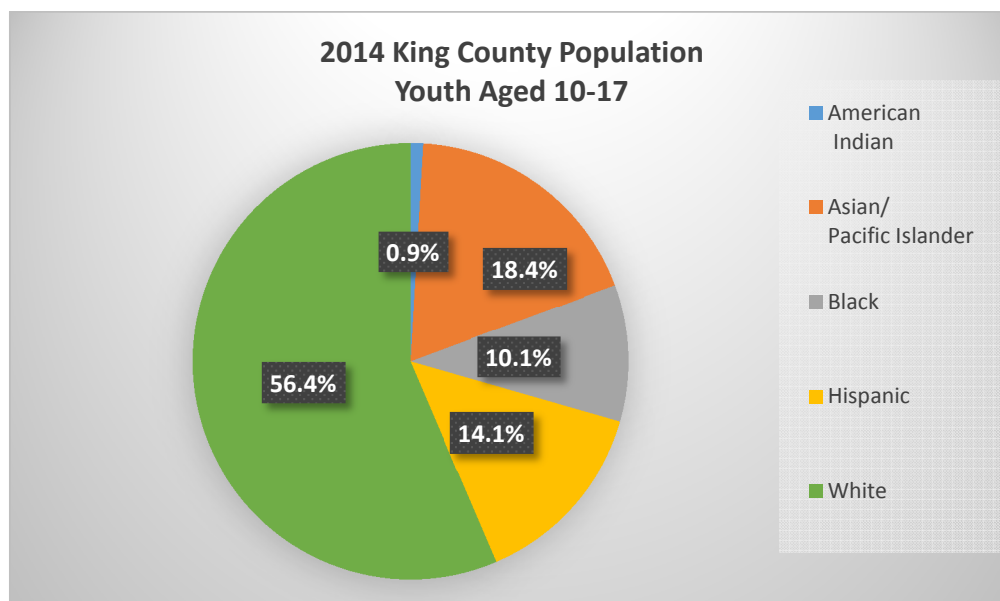


2015 Referrals and Filings Disparity Analysis



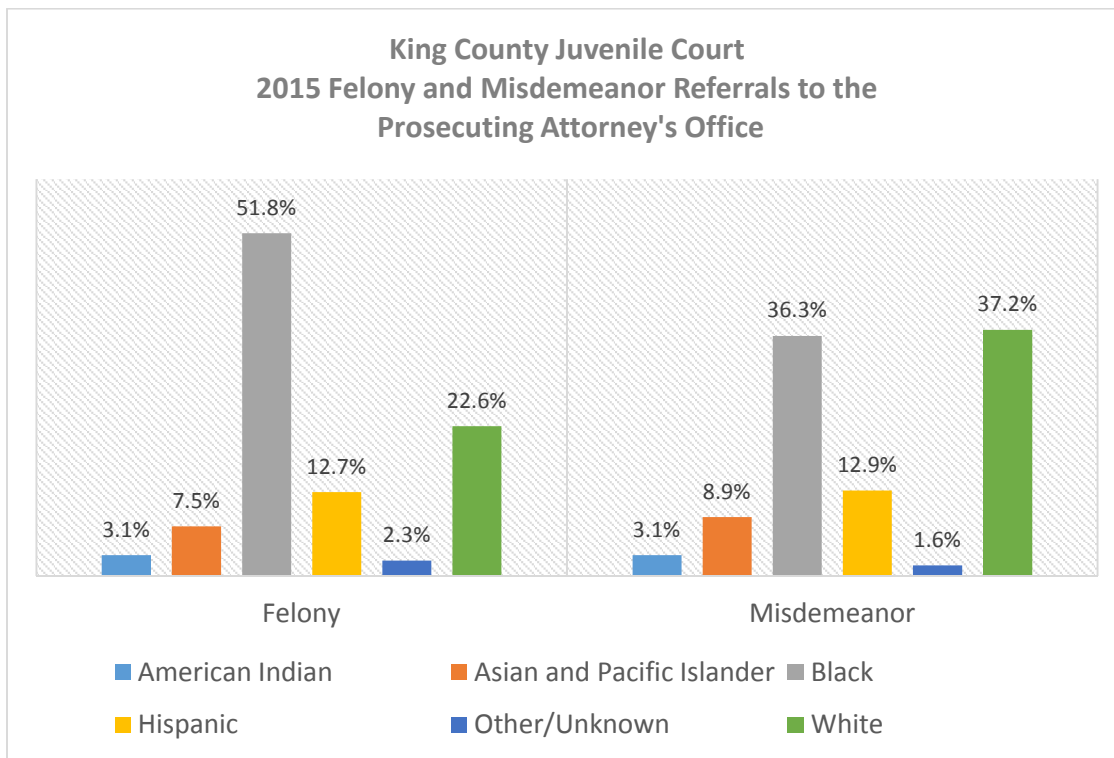
- White youth made up the bulk of the youth population in King County but only 33% of the referrals by law enforcement.
- In contrast, Black youth made up only 10% of the youth population but 42% of referrals.

Referrals & Filings Overall

Table 1. Referrals to the Prosecuting Attorney's Office in 2015

Referrals to the Prosecuting Attorney's Office	American Indian	Asian/Pacific Islander	Black	Hispanic	Other/Unknown	White	Grand Total
Felony	34	81	561	137	25	245	1083
Gross Misdemeanor/Misdemeanor	91	260	1058	376	46	1084	2915
Other Violation		13	44	4		13	74
Grand Total	125	354	1663	517	71	1342	4072

- Black youth had the largest portion of referrals in 2015 (42%), followed by White (33%), and Hispanic youth (13%).
- Of those who reported, 96 referrals were of youth who self-identified as of being African (East, West, African), comprising 5.8% of the Black youth referrals.
- Misdemeanor offenses made up the bulk of all referrals to the Prosecuting Attorney's Office in 2015, accounting for 72% of all referrals from law enforcement.
- Felony referrals to the Prosecuting Attorney's Office made up 26.6% all of referrals in 2015.

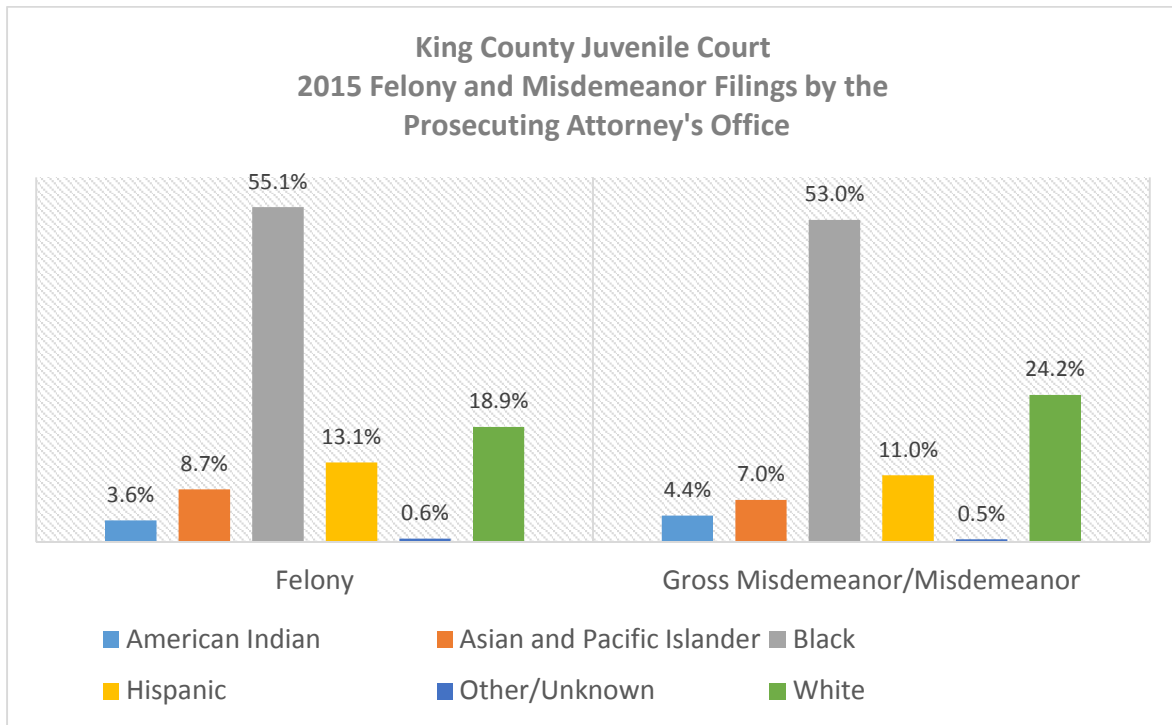


- Black and White youth near equally represented the lion share of misdemeanor referrals (36.3% and 37.2%, respectively).
- Referrals of Black youth accounted more than half of all felony referrals (52%).

Table 2. Filings by the Prosecuting Attorney's Office in 2015

Filings by the Prosecuting Attorney's Office	American Indian	Asian/Pacific Islander	Black	Hispanic	Other/Unknown	White	Grand Total
Felony	26	63	399	95	4	137	724
Gross Misdemeanor/Misdemeanor	37	59	449	93	4	205	847
Other Violation			8				8
Grand Total	63	122	856	188	8	342	1579

- Misdemeanor offenses made up the bulk of filings (54%) in 2015, while felony offenses made up approximately 46%.
- Filings on Black youth accounted for 54% of all filings in King County Juvenile Court, while representing only 10% of the county's youth population.



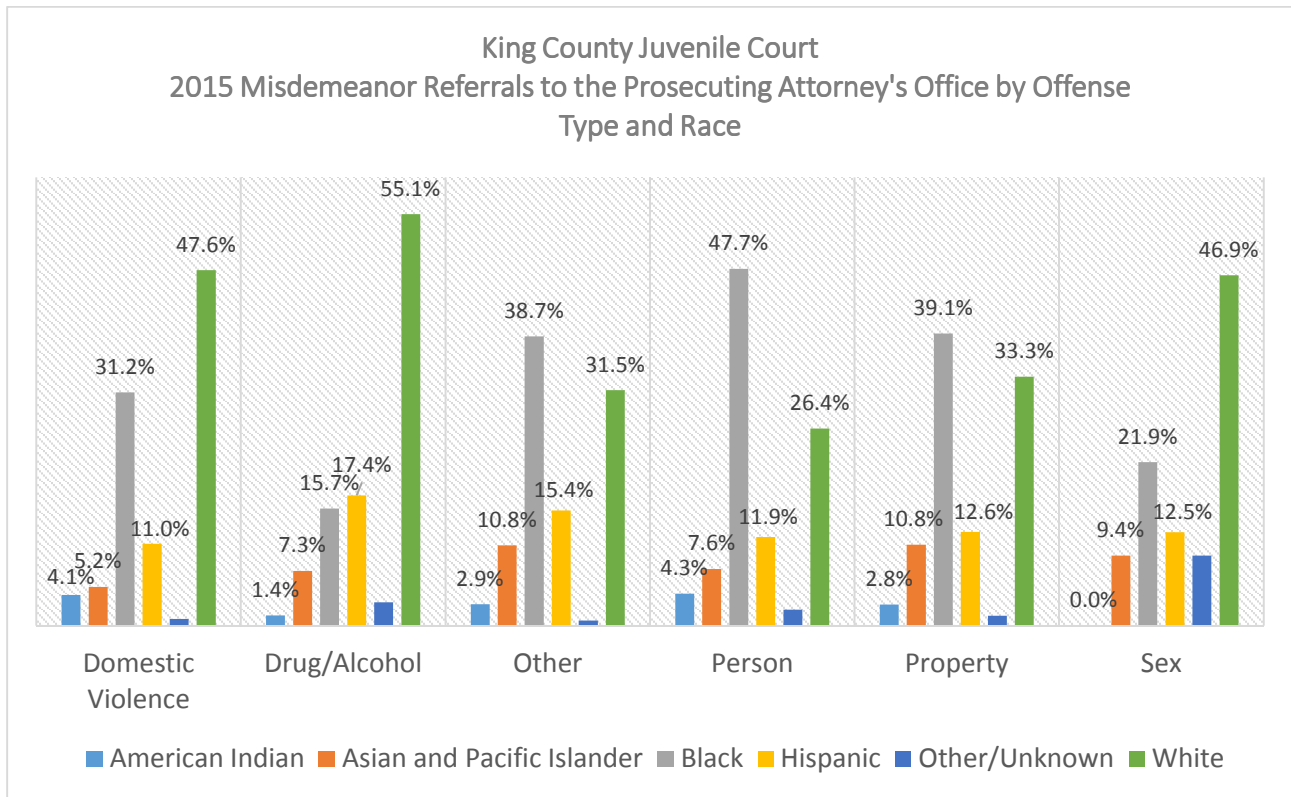
- Black youth represented the large majority of filings of both misdemeanor and felony offenses in 2015.
- Of those who self-identified, 6.4% of the filings on Black youth were those of East African or African ethnicity.
- All other racial/ethnic groups represented a substantially smaller number of filings.

Referrals by Race and Offense Type

Table 3. Misdemeanor Referrals to the Prosecuting Attorney's Office by Race and Offense Type in 2015

Referral-Misdemeanor Offense	American Indian	Asian/Pacific Islander	Black	Hispanic	Other/Unknown	White	Total
Domestic Violence	23	29	174	61	5	265	557
Drug/Alcohol	4	21	45	50	9	158	287
Other	8	30	108	43	2	88	279
Person	18	32	201	50	9	111	421
Property	38	145	523	168	18	446	1338
Sex		3	7	4	3	15	32
Unknown						1	1
Totals	91	260	1058	376	46	1084	2915

- Property offenses made up the bulk (45%) of misdemeanor referrals in 2015, followed by Domestic Violence (19%) and Person crimes (14%).
- Sex offenses made up the smallest category of misdemeanor referrals (1%).



- White youth made up the greatest proportion of misdemeanor referrals for Domestic Violence, Drug/Alcohol, and Sex offenses.
- Black youth had the bulk of misdemeanor referrals for Person, Property, and Other offenses¹.

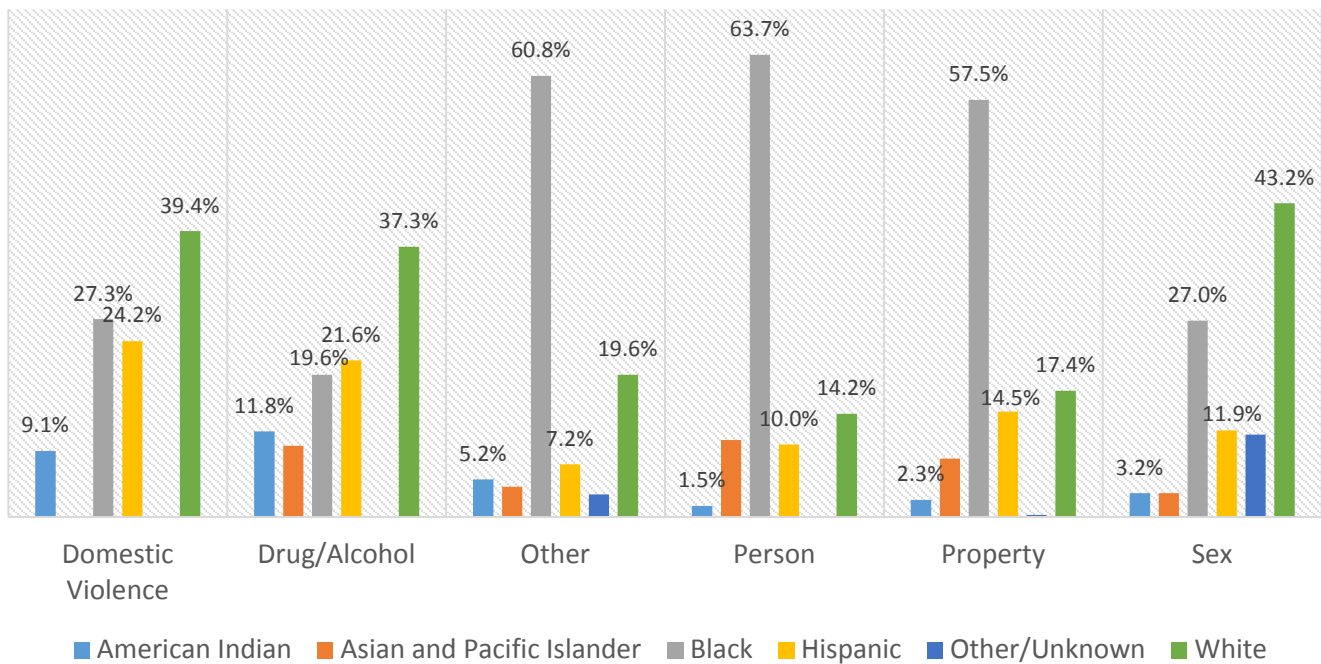
Table 4. Felony Referrals to the Prosecuting Attorney's Office by Race and Offense Type in 2015

Referral-Felony Offense	American Indian	Asian/Pacific Islander	Black	Hispanic	Other/Unknown	White	Total
Domestic Violence	3		9	8		13	33
Drug/Alcohol	6	5	10	11		19	51
Other	5	4	59	7	3	19	97
Person	5	35	211	33		47	331
Property	9	31	222	56	1	67	386
Sex	6	6	50	22	21	80	185
Totals	34	81	561	137	25	245	1083

- Property offenses made up the largest portion (36%) of felony referrals in 2015, followed directly by Person (31%). Domestic Violence made up the smallest category of felony referrals (3%).

¹ The majority of these offenses were: Obstructing a Public Servant, False Statement, and Weapon at School.

King County Juvenile Court
2015 Felony Referrals to the Prosecuting Attorney's Office by Offense Type and Race



- White youth made up the largest portion of the following felony referral categories in 2015: Domestic Violence, Drug/Alcohol, and Sex offenses.
- Black youth accounted for the largest portion of all Person, Property, and Other² offenses.
- Hispanic youth had a similar amount of felony referrals for Drug/Alcohol and Domestic Violence as their Black youth counterparts.

Filings by Race and Offense Type

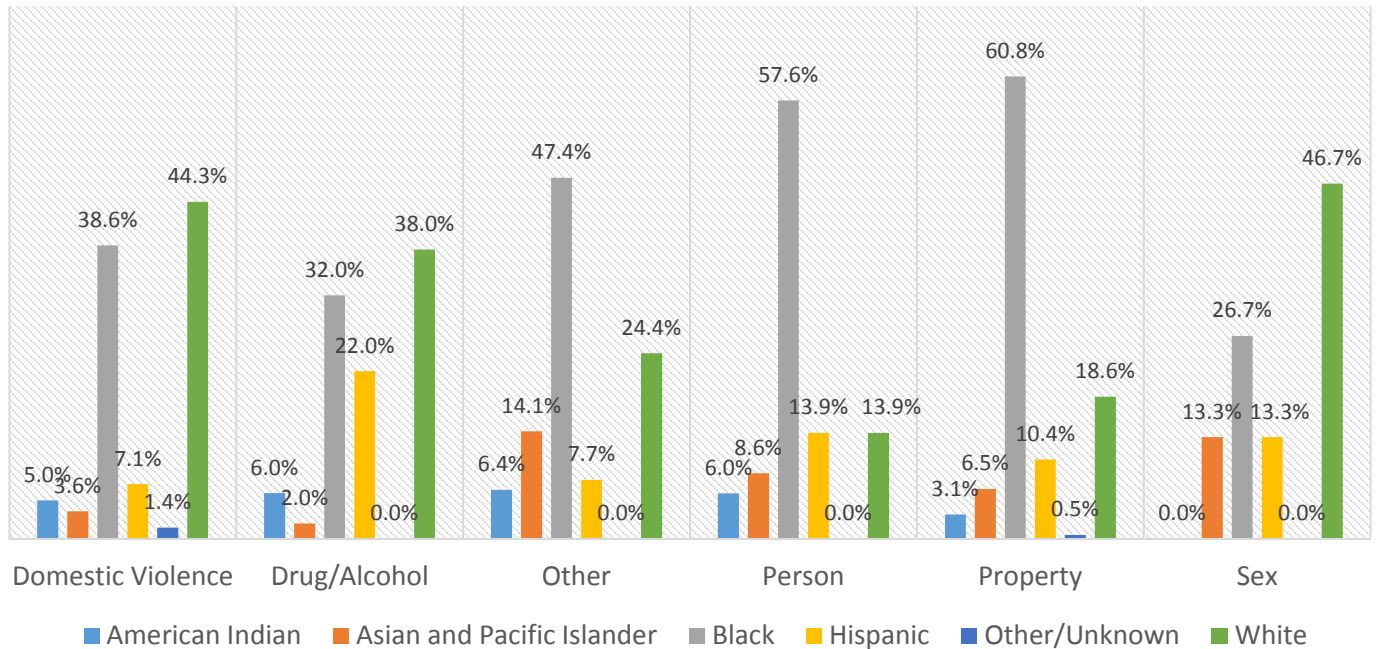
Table 5. Misdemeanor Filings by the Prosecuting Attorney's Office by Race and Offense Type in 2015

Filing-Misdemeanor Offense	American Indian	Asian/Pacific Islander	Black	Hispanic	Other/Unknown	White	Total
Domestic Violence	7	5	54	10	2	62	140
Drug/Alcohol	3	1	16	11		19	50
Other	5	11	37	6		19	78
Person	9	13	87	21		21	151
Property	13	27	251	43	2	77	413
Sex		2	4	2		7	15
Totals	37	59	449	93	4	205	847

- Property offenses accounted for 49% of the misdemeanor filings in 2015.

² The majority of these offenses were: Escape 2 and VUFA-2 Firearm.

King County Juvenile Court
2015 Misdemeanor Filings by the Prosecuting Attorney's Office by Offense Type and Race



- Black youth comprised the largest chunk of filings of misdemeanor offenses overall (53%) and the largest within the following offense types: Person, Property, and Other³ Offenses.
- White youth made up the great proportion of misdemeanor filings in Domestic Violence, Drug/Alcohol, and Sex offenses.
- Hispanic and White youth had same number of misdemeanor referrals ($\underline{n} = 21$) for Person offenses.

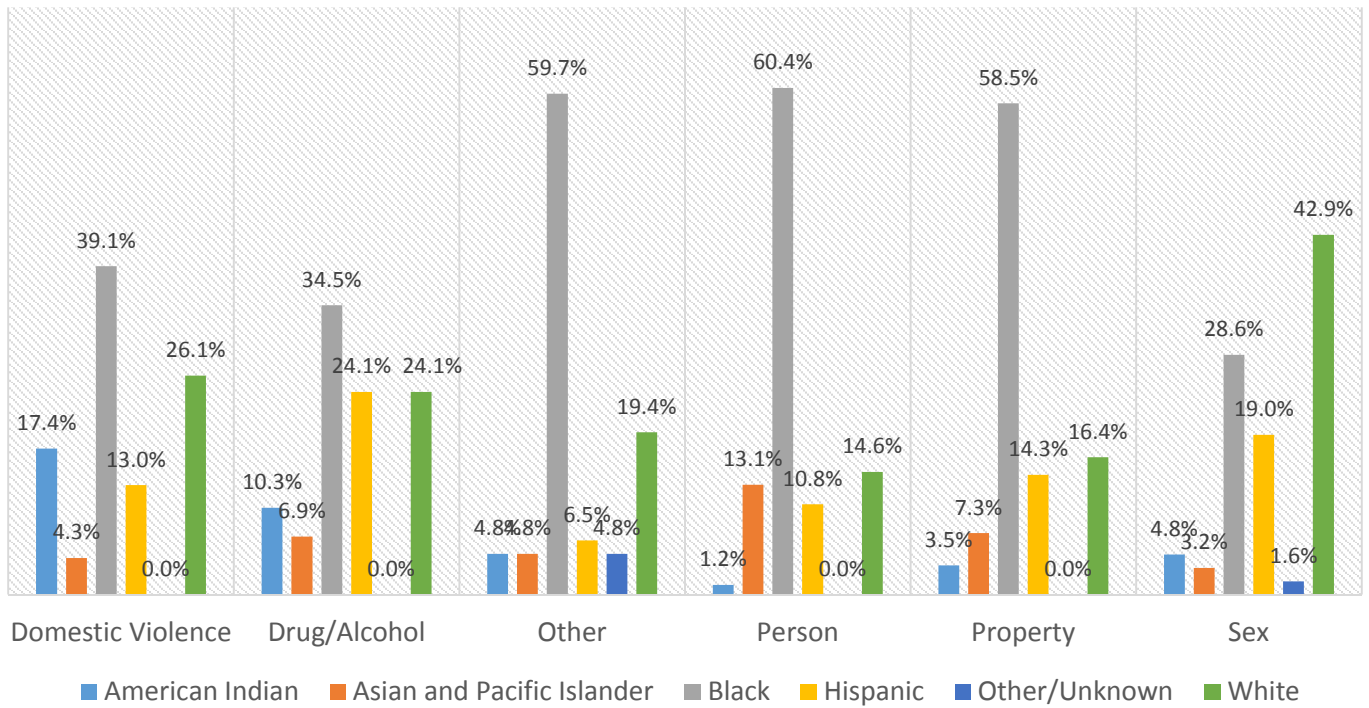
Table 6. Felony Filings by the Prosecuting Attorney's Office by Race and Offense Type in 2015

Filing-Felony Offense	American Indian	Asian/Pacific Islander	Black	Hispanic	Other/Unknown	White	Total
Domestic Violence	4	1	9	3		6	23
Drug/Alcohol	3	2	10	7		7	29
Other	3	3	37	4	3	12	62
Person	3	34	157	28		38	260
Property	10	21	168	41		47	287
Sex	3	2	18	12	1	27	63
Totals	26	63	399	95	4	137	724

- Person offenses and Property offenses made up the bulk of felony filings in 2015, representing 40% and 36%, respectively.
- Domestic Violence offenses contributed 3.2% of the total felony filings in 2015.

³ 50% of the "Other" offenses were for Obstructing a Public Servant.

King County Juvenile Court
2015 Felony Filings by the Prosecuting Attorney's Office by Offense Type and Race



- Black youth made up the largest portion of felony filings overall (55%) and in nearly every offense category.
- White youth surpassed Black youth in felony filings of Sex offenses only.
- For Felony Person filings, Asian/Pacific Islander and White youth had similar offender filings.
- Hispanic youth had similar felony filing patterns as White youth in Drug/Alcohol, Person, and Property categories.