



KING COUNTY

1200 King County Courthouse
516 Third Avenue
Seattle, WA 98104

Signature Report

Ordinance 19358

Proposed No. 2021-0281.1

Sponsors Zahilay

1 AN ORDINANCE authorizing the King County Executive
2 to enter into interlocal agreements with existing contract
3 cities and additional cities seeking to contract for the
4 provision of local district court services.

5 BE IT ORDAINED BY THE COUNCIL OF KING COUNTY:

6 SECTION 1. Findings:

7 A. The cities of Auburn, Beaux Arts Village, Bellevue, Burien, Covington,
8 Carnation, Kenmore, Redmond, Shoreline, Sammamish and Skykomish currently
9 contract with King County for the provision of local district court services.

10 B. The current interlocal agreement for district court services between King
11 County and the current contract cities expires on December 31, 2021.

12 C. The county has been providing local district court services to contract cities
13 via an interlocal agreement for over twenty years.

14 D. The city of Pacific wishes to contract with King County for local district court
15 services effective January 1, 2022.

16 E. The 2005 district court operational master plan, which was developed by a
17 group of stakeholders that included representatives from contract cities set the long-term
18 direction for: a unified, countywide district court; the provision of quality, accessible and
19 efficient justice services; and utilizing existing facilities so long as they, among other
20 conditions, promote system efficiencies, quality services and access to justice.

Ordinance 19358

21 F. The county and the cities, in negotiating the interlocal agreement, created a
22 long-term arrangement that allows the county to recover its costs, supports the directions
23 outlined in the operational master plan, provides structures for all parties to communicate
24 regularly and resolve issues and recognizes the mutual benefit to both the county and the
25 contract cities of a unified court system.

26 SECTION 2. The county executive is hereby authorized to execute an interlocal
27 agreement with the cities of Auburn, Beaux Arts Village, Bellevue, Burien, Covington,
28 Carnation, Kenmore, Pacific, Redmond, Shoreline, Sammamish and Skykomish, and any

Ordinance 19358

- 29 other cities who desire to contract with King County district court, substantially in the
30 form of Attachment A to this ordinance.

Ordinance 19358 was introduced on 10/5/2021 and passed by the Metropolitan King County Council on 11/16/2021, by the following vote:

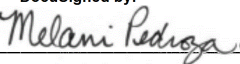
Yes: 8 - Ms. Balducci, Mr. Dembowski, Ms. Kohl-Welles, Ms. Lambert, Mr. McDermott, Mr. Upthegrove, Mr. von Reichbauer and Mr. Zahilay
Excused: 1 - Mr. Dunn

KING COUNTY COUNCIL
KING COUNTY, WASHINGTON


DocuSigned by:

7E1C273CE9994B6...
Claudia Balducci, Chair

ATTEST:

DocuSigned by:

8DE1BB375AD3422...
Melani Pedroza, Clerk of the Council

APPROVED this ____ day of 11/23/2021, _____.

DocuSigned by:

4FBCAB8196AE4C6...
Dow Constantine, County Executive

Attachments: A. Interlocal Agreement for Provision of District Court Services Between King County and Cities

Ordinance 19358

Interlocal Agreement for Provision of District Court Services Between King County and Cities
Summary of Changes/Updates to ILA – November 2020

ILA Section	Change/Update
Recitals	
Recitals 1-6	Updated and simplified language.
Recitals 5-8	Added Recitals 5-8.
Recital 10	Moved the language from section re: filing fees up to Recitals section.
Definitions	Added Definitions section.
Sections (by number)	
1.1: Term	Updated terms to track with judicial elections as required by RCW on termination.
1.2: Termination and Notice of Termination	Termination provision altered to comply with RCW 3.50.810 and RCW 35.20.010(3) and (4) and to make County subject to same notice requirements as cities (since statute allows for shorter notice by County).
2.1: District Court Services Defined	Added provision for community court, as it did not exist when the previous contract was written.
2.2: Decision-Making	Added titles to many sections to help simplify.
2.2.1: Case Processing and Management	Updated this section to reflect current practice where parties get this information online.
2.2.3: Customer Service	Updated to reflect this as a collaborative process without defined standards, as DCMRC has not established standards.
2.2.4: Probation Services	Updated to provide extra 6 months' notice to cities if County decides to stop providing probation to an individual city.
2.2.5.1: Regular Court Calendars	Reorganized these sections and provided for some flexibility for rescheduling calendars due to emergency or other specified circumstances.
2.2.5.3: Regular Court Calendars	Provided a process to change the number of calendars, if needed.
2.2.6: Participating City Judicial Services	Added requirement of discussion before finalizing of judicial assignment changes.
3.1.3: Relocation Due to Closure	Updated to comply with RCW on termination.

3.1.4 (removed): Relocation Due to Closure	Removed this section as it was specific to Issaquah and no longer applicable.
3.1.4 (added): Other County Facilities	Added to reflect other facilities that may be utilized at a future date or in case of emergency.
3.1.5: Temporary Emergency Relocations	Added to cover emergency relocations.
3.2: Relocation from a Participating City Facility	Modified this to refer to any city who wants to relocate from a city facility into another facility.
3.2.3: Temporary Emergency Relocations	Added to cover emergency relocations from city buildings.
3.3.3: City Buildings	Clarified this section is for County buildings.
4.1: Filing Fees Established	Footnote added to explain that filing fees can only be charged to defendants on criminal cases.
4.1.2: Filing Fees Established	Moved this language up to the Recitals section.
4.7: Local Court Revenue	Updated to clarify that County does not intend to keep a city's revenue if the city leaves (per how we handled when Woodinville left).
4.8.1: One-Time Costs for District Court Technology and System Improvement Projects	Updated this section and the Exhibit to reflect that these funds can be used for system improvements (in addition to technology projects) if approved by the DCMRC.
5.0.2: System Wide Disputes	Consolidated sections on system-wide disputes and disputes resulting from a change in the law (which are really system-wide). Updated to allow for 90 days of negotiation prior to mediation (previous were 60 for system and 120 for change of law).
Exhibits	
Exhibit A: Security (new tab C)	Added cap on security rate increase (CPI-W+1%).
Exhibit A: Current Expense Overhead (former tab C)	Removed current expense overhead costs.
Exhibit A: One-Time for Technology and System Improvement Projects	Set cities' reserve cap to start at \$1 million and included the ability to fund system improvement projects.

Exhibit A: Facilities ("Facility Costs" tab and "Facility Rates" tab)	Added cap on facility rate increase (CPI-W). Updated facility allocation methodology – facility costs will not be influenced by the workload of other cities or the County; the County will pay for all space not allocated; the model allocates 200 square feet per clerical need and an individualized facility average square footage per judicial FTE need. This tab replaces old tab D.
Exhibit A	Cleaned up footnotes, page titles, and tab titles.
Exhibit B	Consolidated County facilities into one exhibit. Defined FMD rate. Added cap on facility rate increase (CPI-W).
Exhibit D	Moved city's regular calendar day(s) from section 2.2.6.2 to Exhibit D.

Note: This matrix reflects all substantive changes made to the Interlocal Agreement. There have also been minor technical edits made to the agreement that are not noted in the matrix.

EXHIBIT A

SUMMARY TO ATTACHMENTS A THROUGH Q

Attachment	Item	City Case Costs 2018	City Case Costs 2017
A	2018 District Court Program Budget		
	Salaries and Benefits	4,975,644	4,866,520
B	Non-Facility costs/Non-CX overhead		
	costs less probation	695,956	509,488
C	Security Costs per Facility	644,906	631,729
D	Facilities - Call Center/Payment Center	27,772	21,064
E	Reconciliation Costs	567	507
	One-Time Costs for District Court		
F	Technology and System Improvement Projects	73,963	57,522
J-Facility Costs	Facility Usage	274,391	449,154
TOTAL CITY CASE COSTS IN 2018:		6,693,198	6,535,984
TOTAL CITY REVENUE IN 2018		\$ 6,246,369	\$ 6,453,133
Percentage of Total City Case Costs to Total City Revenue 2018		107%	101%
City Dedicated Costs			
G	Dedicated City space	-	-
TOTAL CITY COSTS w/ DEDICATED		6,693,198	6,535,984

Methodology/Definitions/Notes:

1. District Court Program Budget: A budget that is created by the Court to portion out salaries and benefits by specific court programs
2. Based on the District Court Program Budget (Attachment A), contract cities represent a percentage of District Court Program Budget Costs ----->
3. The District Court Program Budget will be updated annually as will the percentage representing contract cities.
4. The multiplier referred to in Exhibit A is the percentage of the District Court Program Budget attributed to contract cities (see Attachment A).
5. The "City Cost" for each year, calculated by the County, is equal to the sum of Attachments A through G and Facility Costs.
6. The account codes referenced throughout this Exhibit may be modified by the County and the codes referenced herein are deemed to include any future successor or modified codes adopted by the County.

24.65%

City	City Portion of Case Costs	City Dedicated Costs	Total City Cost	Total City Revenue	City Revenue Paid	Difference of Total City Cost and City Revenue Paid	City Remittance to County 2018	County Reimbursement to City 2018
Auburn	\$ 2,000,655	-	2,000,655	764,289	0	2,000,655	\$2,000,655	-
Beaux Arts	\$ -	-	-	-	0	0.00	-	-
Bellevue	\$ 2,041,809	-	2,041,809	3,824,437	2,280,709	(238,900)	-	\$238,900
Burien	\$ 442,655	-	442,655	184,520	184,520	258,135	\$258,135	-
Carnation	\$ 8,823	-	8,823	3,327	3,327	5,496	\$5,496	-
Covington	\$ 209,373	-	209,373	100,378	100,378	108,996	\$108,996	-
Duvall	\$ 91,618	-	91,618	48,154	48,154	43,465	\$43,465	-
Kenmore	\$ 175,920	-	175,920	140,383	140,383	35,537	\$35,537	-
Redmond	\$ 743,218	-	743,218	446,444	446,444	296,774	\$296,774	-
Sammamish	\$ 279,318	-	279,318	259,938	259,938	19,379	\$19,379	-
Shoreline	\$ 694,001	-	694,001	469,379	469,379	224,622	\$224,622	-
Skykomish	\$ -	-	-	-	0	0	-	-
Woodinville	\$ 5,655	-	5,655	5,121	5,121	535	\$535	-
Total	\$6,693,044	\$0	\$6,693,044	\$6,246,369	\$3,938,352	\$2,754,693	\$2,993,593	\$238,900

ATTACHMENT "A" - TO THE FINANCIAL EXHIBIT

King County District Court

2018 District Court Program Budget Salaries and Benefits

	Judges *	Clerks*	LT*	CM*	OPJ/ Central Admin	Aides*	Prob Mgmt	PO Is	Prob Support *	Total	Salary/Benefit Expenditure	% to subtotal
County-State Criminal	8.43	8.78	0.20	1.34	3.79	0.07				22.61	3,344,218	16.57%
County-State Infractions	1.13	22.51	0.52	3.44	7.51	0.19				35.31	3,516,348	17.42%
County-State Civil	6.49	27.22	0.62	4.16	9.63	0.23				48.35	5,515,136	27.33%
City Contracts	7.29	22.08	0.51	3.37	8.04	0.19				41.48	4,975,644	24.65%
DV Court	0.98	1.76	0.04	0.27	0.68	0.01				3.75	496,184	2.46%
Jail/Felony/Expedited	2.00	1.92	0.04	0.29	0.66	0.02				4.93	751,321	3.72%
Inquests	0.00	0.00	0.00	0.00	0.00	0.00				0.01	1,140	0.01%
Passports		2.14	0.05	0.33	0.49	0.02				3.02	287,029	1.42%
Subtotal without Probation	26.33	86.40	1.98	13.20	30.81	0.73				159.46	\$ 18,887,020	
Total Salary and benefits for Court											\$ 20,181,618	
District Court Program Budget, Salaries and Benefits attributed to Contract Cities.											\$ 4,975,644	
Multiplier Percent of Salaries and Benefits for Contract Cities												24.65%
County Probation		9.35	0.36	2.43	4.73	0.08	1.52	6.09	6.60	31.16	3,211,573	
City Probation		6.97	0.28	1.87	3.62	0.06	1.23	4.91	5.32	24.26	2,506,923	
DV Court Probation		0.68	0.04	0.27	0.50	0.01	0.25	1.00	1.08	3.82	404,307	
Subtotal Probation Costs		17.00	0.69	4.57	8.85	0.14	3.00	12.00	13.00	59.25	\$ 6,122,803	
												Probation as Percentage of Total Actual Staff 24.98%
District Court Costs	26.33	103.40	2.67	17.77	39.66	0.88	3.00	12.00	13.00	218.71	\$ 25,009,823	

will not add up to 100%

- 1.10 *Judges included in Central Admin
- 10.00 *Call Center Clerks counted in Central Admin
- 8.00 *Payment Center Clerks counted in Central Admin
- 3.00 *CM included in Central Admin for Call Center & Payment Center
- 13.00 *Court Clerks counted in Prob Support

** Does not include RMHC, RVC, Comm Crt
 *** Does not include 3 CMS Clerks
 **** Does not include 3 frozen positions

ATTACHMENT "B" - TO THE FINANCIAL EXHIBIT

Non-Facility costs/Non-CX overhead costs less probation

 Probation Staff as % 24.98%

Dpt_DISTRICT COURT(0530)	2018 Total District Court	Probation where applicable	Net less probation	Comments
CX FUND				
52110 OFFICE SUPPLIES	42,915		10,719	32,196
52180 MINOR ASSET NON CONTROL	114,837		28,683	86,154
52181 INVENTORY EQUIP 5K UNDER	33,845		8,454	25,392
52189 SOFTWARE NONCAP	-		0	-
52190 SUPPLIES IT	3,556		888	2,668
52202 SUPPLIES MISC	34,005		8,493	25,511
52205 SUPPLIES FOOD	4,148		1,036	3,112
52208 SUPPLIES UNIFORMS	-		0	-
52215 PUBLICATIONS	19,058		4,760	14,298
52222 SUPPLIES COMMUNICATIONS	797		199	598
52290 MISC OPERATING SUPPLIES	-		0	-
53100 ADVERTISING	0		0	0
53101 PROF SRV PRINTING	21,140		5,280	15,860
53102 PROF SRV-Interpreters	772,431		192,932	579,499
53105 OTHER CONTRACT/PROF SRVCS	111,160		27,765	83,395
Agency Temp Employees	-		0	-
53106 EDP & MICROFICHE/FILM SVC	127,554		31,860	95,695
53108 CONSTRUCTION CONTRACTS	-		-	-
53120 MISC SERVICES	307,755		76,869	230,886
53210 SERVICES COMM	6,134		1,532	4,602
53212 TELECOM SERV-ONE TIME	44,221		11,045	33,176
53213 CELL PHONE	45,275		11,308	33,967
53220 POSTAGE	123,502		30,847	92,655
53310 TRAVEL SUBSISTENCE	7,831		1,956	5,875
53311 TRAVEL SUBSISTENCE	11,753		2,936	8,818
53330 PURCHASED TRANSPORT	11,587		2,894	8,693
53611 SERVICES REPAIR MAIN IT	(66)		(16)	(49)
53612 LAUNDRY SERVICE	-		-	-
53711 RENT- LEASE	-		-	-
53712 RENT-COPY MACHINE	81,975		20,475	61,500
53713 RENT-OTHER EQUIP	10,274		2,566	7,708
53801 LEGAL SRVS	-		-	-
Jury	128,697		32,145	96,552
Witness	2,441		610	1,832
53803 MEMBERSHIPS	32,103		8,018	24,084
53808 TAXES AND ASSESSMENTS	-		-	-
53814 TRAINING	32,162		8,033	24,129
53863 BANK FEES	29,331		7,326	22,005
53890 MISC SERVICE CHARGES	89,217		22,284	66,933
55023 ITS NEW DEVELOPMENT	-		-	-
	7,120		1,778	5,342
55026 GIS OPERATIONS	24,602		6,145	18,457
55027 TECH SERV REBATE	(34,354)		(8,581)	(25,773)
55032 TELECOM OVERHEAD	-		-	-
55040 COUNTY PARKING GARAGE	12,960		3,237	9,723
55045 COURTHOUSE SCREENERNS	-		-	-
55144 PROPERTY SERVICES	-		-	-
	339		-	339
55145 FACILITIES MGMT	100,745		25,163	75,581
55147 RECORDS AND LICENSING	-		-	-
55159 FMD COPY CENTER	67		17	50
55160 CONST & FACILTY MGMT	2,907,349		726,175	2,181,174

Dpt_DISTRICT COURT(0530)	2018 Total District Court	Probation where applicable	Net less probation	Comments
55245 FINANCIAL MGMT SVCS	309,744		77,365	232,379
55249 FMD STRATEGIC INITIATIVE FEE	-		-	-
55251 INSURANCE REBATE	(155,088)		(155,088)	Probation related
55252 INSURANCE S/S (PROBATION)	59,447		59,447	Probation related
55253 SYSTEM SRVS	-		-	-
55255 FINANCIAL MGMT SRVCS	-		-	-
55258 MOTOR POOL	4,726		1,180	3,546
55264 KCIT SRVS	37,368		9,333	28,035
55265 KCIT WORKSTATION SRVS	650,872		162,570	488,302
55268 KCIT eGOV SERVICES	56,790		14,185	42,605
55270 KCIT COUNTYWIDE SRVS	114,323		28,555	85,768
55331 LONG TERM LEASES	4,472		1,117	3,355
55347 BRC SRV CHRG	271,607		67,840	203,767
55350 RADIO ACCESS	1,872		468	1,404
55351 RADIO MAINTENANCE PROGRAM	672		168	504
55353 RADIO EQUIP RESERVES	718		179	539
55353 EDP EQUIPMENT	-		-	-
58077 T T KCIT CIP FUND	35,568		8,884	26,684

Expenditures **6,661,559** **1,592,036** **5,069,524**

Total District Court **6,661,559** **1,592,036** **5,069,524**

53105 OTHER CONTRACT/PROF SRVCS
AGENCY TEMP WORKERS - - -

55045 COURTHOUSE SCREENERS - - -
55144 PROPERTY SERVICES 339 - 339
55331 LONG TERM LEASES 4,472 1,117 3,355
55249 FMD STRATEGIC INITIATVFEE - - -
53801 JURY/WITNESS FEES & MILEAGE 131,139 32,755 98,384
55145 FACILITIES MGMT 100,745 25,163 75,581
55160 CONST & FACLT MGMT 2,907,349 726,175 2,181,174

Total Removed Accounts **3,144,043** **785,210** **2,358,833**

Subtotal to Apply Multiplier to: **3,517,516** **806,825** **2,710,690**

Multiplier (from Program Budget Salaries/Benefits, see Tab A) **24.65%**

"TOTAL CITY COSTS" **695,956.21**

City Jury Costs Owed 27,654

Methodology/Definitions/Notes:

1. Annual Total District Court Expenditures means the Final Year End Actual District Court Expenditures as set forth in the County's Accounting, Reporting and Management System ("ORACLE") (when "closed" by the King County Department of Executive Service – Finance) and includes at a minimum all accounts codes 52xxx, 53xxx, 54xxx, 55xxx, 56xxx, 57xxx, 58xxx, 59xxx.
2. Non-Salaries/Benefits, Non-Facilities, & Non-CX Overhead Costs Less Probation includes Annual Total District Court Expenditures less actual expenditures for probation, less account 55160 (facilities/construction), and less 55331 (long term leases). The City Cost is calculated by applying the Multiplier from Attachment A to the Non-Salaries/Benefits, Non-Facilities, & Non-CX Overhead Costs Less Probation.
3. One-Time Costs for District Court Technology and System Improvement Projects totaling under \$100,000 may be included in some of the above accounts (e.g., 53105, 55021, 55025, 56740, and 56741) per Section 4.8 of the Agreement.

City Jury Cost Calculation			
Juries Set	% of Total Juries Set	2018 Total Jury Costs	
State/County			
Criminal	158	57.87%	75,889
City	58	21.09%	27,654
State/County Civil	58	21.04%	27,596
	274	100.00%	131,139
		Paid by Cities	0
		Owed by Cities	27,654

ATTACHMENT "C" - TO THE FINANCIAL EXHIBIT

Security Costs per Facility

Facility	Total Sheriff Security Costs per Facility (capped amount)	Average of Judicial percentage and clerical percentage per Facility	City Case Costs per Facility
Auburn	220,189	78%	172,665
Bellevue	220,189	86%	189,561
Burien	220,189	13%	28,074
Issaquah	220,189	19%	40,997
Redmond	220,189	33%	71,687
Shoreline	220,189	64%	141,922
			644,906

Total Security Costs per Facility	Cost per FTE	# of FTEs
Security screener includes Overtime	\$ 75,234	1.00
Deputy/Marshal includes Overtime	\$ 137,376	1.33
Sergeant includes Overtime	\$ 7,579	0.05
	<u>\$ 220,189</u>	

Security Cost Increase Cap Calculation:

Year	Security Costs Per Facility		CPI-W + 1%	Cap	Capped Costs per Facility
2017	\$ 216,477				\$ 216,477
2018	\$ 220,189	4.40%	4.40%		\$ 220,189
2019		3.10%	3.10%		\$ -
2020		1.00%	1.00%		\$ -
2021		1.00%	1.00%		\$ -
2022		1.00%	1.00%		\$ -
2023		1.00%	1.00%		\$ -
2024		1.00%	1.00%		\$ -
2025		1.00%	1.00%		\$ -
2026		1.00%	1.00%		\$ -
2027		1.00%	1.00%		\$ -
2028		1.00%	1.00%		\$ -
2029		1.00%	1.00%		\$ -
2030		1.00%	1.00%		\$ -
2031		1.00%	1.00%		\$ -
2032		1.00%	1.00%		\$ -

Calculation of Multiplier by Facility:

	Clerical Need Percentage			Judicial Need Percentage			G = (C+F)/2
	A	B	C = B/A	D	E	F = E/D	
	Total Clerical Need per Facility	Total Contract City Clerical Need	Percent of Clerical Need for Contract Cities	Total Judicial Need per Facility	Total Contract City Judicial Need	Percent of Judicial Need for Contract Cities	Average of Clerical Need Percent and the Judicial Need Percent by Facility
Auburn	15.00	10.25	68%	2.00	1.77	89%	78%
Bellevue	13.00	9.32	72%	2.05	2.06	100%	86%
Burien	18.00	1.89	11%	3.00	0.45	15%	13%
Issaquah	12.00	1.04	9%	1.40	0.40	29%	19%
Redmond	15.00	3.38	23%	3.10	1.32	43%	33%
Shoreline	11.00	3.18	29%	1.20	1.30	100%	64%

Methodology/Definitions/Notes:

- The multiplier by facility is the average of the percent of clerical need for contract cities in the facility and the percent of judicial need for contract cities in the facility. The City Cost is the product of the actual staff salary and benefits for security and screening at each facility and the multiplier by facility.
- FTE costs include salary, benefits, overtime, vacation, sick leave and required training for security personnel.
- Security cost increases shall not exceed 100% (one hundred percent) of the Seattle-Tacoma-Bellevue CPI-W, annual, plus an additional 1% (one percent), with a maximum capped increase of a 5% (five percent) in any given year for the total security costs per facility starting in 2022.

ATTACHMENT "D" - TO THE FINANCIAL EXHIBIT

Facilities - Call Center/Payment Center

Year 2018

<u>Facility</u>	<u>Sq Footage by facility</u>	<u>Shared Space</u>	<u>Total per foot cost</u>	<u>Multiplier</u>	<u>City Case Costs</u>
Call Center	2,459	2,459	\$ 27.51	24.65%	19,512
Payment Center	1,041	1,041	\$ 27.51	24.65%	8,260
Total Costs					27,772

Methodology/Definitions/Notes:

1. The "Total per foot cost" rate for each year is calculated in the attachment "Facility Rates" pursuant to Exhibit B. Changing the year at the top of this sheet will update the facility rate.

ATTACHMENT "E" - TO THE FINANCIAL EXHIBIT

Reconciliation Costs

Total Costs for Reconciliation **\$567**

Calculation of Reconciliation Costs

Staff person name	KCDC Director	Budget		Total
		Manager/City Contracts	PSB Budget Analyst	
Hours spent on Reconciliation	6.00	-	1.00	7.0
Cost per hour (include Salary and Benefits)	\$ 81.43	\$ -	78.73	160.2
Total Costs for reconciliation	\$489	\$0	78.73	\$567

Specific Task done and hours spent on Reconciliation listed below

Reconciliation Documents Preparation	6.00
Review/ Analysis Reconciliation Documents	1.00
Sum of All Hours	7.00

Methodology/Definitions/Notes:

1. The amount the County incurs to complete the annual reconciliation as referenced in Section 4.3.

ATTACHMENT "F" - TO THE FINANCIAL EXHIBIT

One-Time Costs for District Court Technology and System Improvement Projects

	City Contribution			Reserve				
	Threshold	City Multiplier	City Share	Beginning Balance	Expenditures	Interest Earnings	Ending Balance	Reserve Cap*
** est 2021	300,000	22.00%	67,000	387,000	0	18,000	405,000	TBD
** est 2022	300,000	24.65%	73,963	405,000	0	0	405,000	1,000,000
2023	300,000			0	0	0	0	1,020,000
2024	300,000						0	1,040,400
2025	300,000						0	1,061,208
2026	300,000						0	1,082,432
2027	300,000						0	1,104,081
2028	300,000						0	1,126,162
2029	300,000						0	1,148,686
2030	300,000						0	1,171,659
2031	300,000						0	1,195,093
2032	300,000						0	1,218,994
2033	300,000						0	1,243,374
2034	300,000						0	1,268,242
2035	300,000						0	1,293,607
2036	300,000						0	1,319,479

Methodology/Definitions/Notes:

1. This Attachment is developed pursuant to Exhibit C. The City Multiplier is calculated in Attachment A. The City Cost is the product of the multiplier and the threshold unless adjusted or waived in any year where the reserve is projected to exceed the equivalent of the Cities' share of reserve cap \$1,000,000 increased by 2% per year beginning in 2022.
2. FY21 and FY22 values are estimates for placeholders only and trued up in 2022.

ATTACHMENT "G" - TO THE FINANCIAL EXHIBIT

Dedicated City space

	<u>Dedicated City Space</u>	<u>Total square foot charge</u>	<u>City cost for dedicated city space</u>	<u>Description</u>
Auburn			-	
Beaux Arts			-	
Bellevue			-	
Burien			-	
Carnation			-	
Covington			-	
Duvall			-	
Kenmore			-	
Redmond			-	
Sammamish			-	
Shoreline	-		-	
Skykomish			-	
Woodinville			-	
Total	-		-	

Methodology/Definitions/Notes:

1. Figures for dedicated and shared spaces are based on FMD rate.

Summary of All City Costs for Cities

Methodology/Definitions/Notes:

1. This attachment (and Non-Facility Costs and Facility Costs- Security portion only) divide the overall City Costs as determined in Exhibit A to individual cities based on the same method currently used to allocate costs. Facility costs allocation is noted below.
2. Those costs which are mainly salaries and benefits and are non-facility based, Attachments A, B, E, F and G, are allocated based on each cities percentage of all cities' clerical weights.
3. Those costs which are facility based, Attachment C is allocated based on the average of city case filings percentage and city judicial weights percentage per facility; Attachment Facility Costs allocates facility costs based on FMD standard square footage for an FTE-clerk and judicial square footage based on an individual building's average courtroom+jury+chambers+348 jury assembly room square
4. The tables below describe how this method allocates these costs across each city.

Summary of City Case Costs

Total Costs per Summary Exhibit A			Method for Allocation	
			Non-Facility Costs	Facility Costs
Attachment	Item	City Case Costs 2018	Clerical Weights	% Clerical Need/Judicial Weights
A	2018 District Court Program Budget Salaries and Benefits	4,975,644	\$ 4,975,644	
B	Non-Facility costs/Non-CX overhead costs less probation	695,956	\$ 695,956	
C	Security Costs per Facility	644,906		\$ 644,906
D	Facilities - Call Center/Payment Center	27,772	\$ 27,772	
E	Reconciliation Costs	567	567	
F	One-Time Costs for District Court Technology and System Improvement Projects	73,963	\$ 73,963	
J-Facility Costs	Facility Usage	274,391		\$ 274,391
TOTAL CITY CASE COSTS IN 2018:		6,693,198	\$ 5,773,902	\$ 919,296
TOTAL CITY REVENUE IN 2018		\$ 6,246,369		

City Dedicated Costs

G	Dedicated City space	-	-
TOTAL CITY COSTS w/ DEDICATED		6,693,198	

City	Non-Facility Costs	Facility Usage/Security Costs	Dedicated Costs*	Total City Costs	Total City Revenue	Difference
Auburn	\$ 1,848,415	\$ 152,240	-	\$ 2,000,655	\$ 764,289	\$ (1,236,366)
Beaux Arts	\$ -	\$ -	-	\$ -	\$ -	\$ -
Belleveue	\$ 1,852,443	\$ 189,366	-	\$ 2,041,809	\$ 3,824,437	\$ 1,782,628
Burien	\$ 374,678	\$ 67,976	-	\$ 442,655	\$ 184,520	\$ (258,135)
Carnation	\$ 2,884	\$ 5,939	-	\$ 8,823	\$ 3,327	\$ (5,496)
Covington	\$ 188,857	\$ 20,517	-	\$ 209,373	\$ 100,378	\$ (108,996)
Duvall	\$ 76,765	\$ 14,854	-	\$ 91,618	\$ 48,154	\$ (43,465)
Kenmore	\$ 122,206	\$ 53,713	-	\$ 175,920	\$ 140,383	\$ (35,537)
Redmond	\$ 595,490	\$ 147,727	-	\$ 743,218	\$ 446,444	\$ (296,774)
Sammamish	\$ 202,838	\$ 76,479	-	\$ 279,318	\$ 259,938	\$ (19,379)
Shoreline	\$ 509,326	\$ 184,675	-	\$ 694,001	\$ 469,379	\$ (224,622)
Skykomish	\$ -	\$ -	-	\$ -	\$ -	\$ -
Woodinville	\$ -	\$ 5,655	-	\$ 5,655	\$ 5,121	\$ (535)
Total	\$ 5,773,902	\$ 919,142	\$ -	\$ 6,693,044	\$ 6,246,369	\$ (446,676)

Non-Facility Costs for Cities

Summary of City Case Costs

Total Costs per Summary Exhibit A			Method for Allocation		
			Non-Facility Costs	Facility Costs % Clerical Need/Judicial Weights	
Attachment	Item	City Case Costs 2018	Clerical Weights		
A	2018 District Court Program Budget Salaries and Benefits	4,975,644	\$ 4,975,644		
B	Non-Facility costs/Non-CX overhead costs less probation	695,956	\$ 695,956		
C	Security Costs per Facility	644,906		\$ 644,906	
D	Facilities - Call Center/Payment Center	27,772	\$ 27,772		
E	Reconciliation Costs	567	\$ 567		
F	One-Time Costs for District Court Technology and System Improvement Projects	73,963	\$ 73,963		
J-Facility Costs	Facility Usage	274,391		\$ 274,391	
TOTAL CITY CASE COSTS IN 2018:		6,693,198	\$ 5,773,902	\$ 919,296	
TOTAL CITY REVENUE IN 2018		\$ 6,246,369			

City Dedicated Costs

G	Dedicated City space	-	-
TOTAL CITY COSTS w/ DEDICATED		6,693,198	

Clerical Usage

City	Total Weights (Time)	Percent of All Cities	Cost Distribution
Auburn	955,455	32.01%	\$ 1,848,415
Beaux Arts	0	0.00%	\$ -
Bellevue	957,537	32.08%	\$ 1,852,443
Burien	193,673	6.49%	\$ 374,678
Carnation	1,491	0.05%	\$ 2,884
Covington	97,621	3.27%	\$ 188,857
Duvall	39,680	1.33%	\$ 76,765
Kenmore	63,169	2.12%	\$ 122,206
Redmond	307,812	10.31%	\$ 595,490
Sammamish	104,848	3.51%	\$ 202,838
Shoreline	263,273	8.82%	\$ 509,326
Skykomish	0	0.00%	\$ -
Woodinville	0	0.00%	\$ -
Total	2,984,559	100%	\$ 5,773,902

By Attachment

City	A	B	E	F	G	Total
Auburn	\$ 1,592,866	\$ 222,798	\$ 8,891	\$ 182	\$ 23,678	##### ##
Beaux Arts	\$ -	\$ -	\$ -	\$ -	\$ -	\$ -
Bellevue	\$ 1,596,337	\$ 223,284	\$ 8,910	\$ 182	\$ 23,730	##### ##
Burien	\$ 322,878	\$ 45,162	\$ 1,802	\$ 37	\$ 4,800	\$ 374,678
Carnation	\$ 2,486	\$ 348	\$ 14	\$ 0	\$ 37	\$ 2,884
Covington	\$ 162,747	\$ 22,764	\$ 908	\$ 19	\$ 2,419	\$ 188,857
Duvall	\$ 66,152	\$ 9,253	\$ 369	\$ 8	\$ 983	\$ 76,765
Kenmore	\$ 105,311	\$ 14,730	\$ 588	\$ 12	\$ 1,565	\$ 122,206
Redmond	\$ 513,162	\$ 71,777	\$ 2,864	\$ 59	\$ 7,628	\$ 595,490
Sammamish	\$ 174,795	\$ 24,449	\$ 976	\$ 20	\$ 2,598	\$ 202,838
Shoreline	\$ 438,910	\$ 61,391	\$ 2,450	\$ 50	\$ 6,524	\$ 509,326
Skykomish	\$ -	\$ -	\$ -	\$ -	\$ -	\$ -
Woodinville	\$ -	\$ -	\$ -	\$ -	\$ -	\$ -
Total	\$ 4,975,644	\$ 695,956	\$ 27,772	\$ 567	\$ 73,963	##### ##

Facility Costs for Cities

Facility Usage

Summary of City Costs

Total Costs per Summary Exhibit A			Method for Allocation	
Attachment	Item	City Case Costs 2018	Non-Facility Costs	Facility Costs
			Clerical Weights	% Clerical Need/Judicial Weights
A	2018 District Court Program Budget Salaries and Benefits	4,975,644	\$ 4,975,644	
B	Non-Facility costs/Non-CX overhead costs less probation	695,956	\$ 695,956	
C	Security Costs per Facility	644,906		\$ 644,906
D	Facilities - Call Center/Payment Center	27,772	\$ 27,772	
E	Reconciliation Costs	567	\$ 567	
F	One-Time Costs for District Court Technology and System Improvement Projects	73,963	\$ 73,963	
J-Facility Costs	Facility Usage	274,391		\$ 274,391
TOTAL CITY CASE COSTS IN 2018:		6,693,198	\$ 5,773,902	\$ 919,296
TOTAL CITY REVENUE IN 2018		\$ 6,246,369		
City Dedicated Costs				
G	Dedicated City space	-		
TOTAL CITY COSTS w/ DEDICATED		6,693,198		

Facility Usage Costs

Courthouse facility charge per square foot

2018 \$		27.51					
Component	Notes	Clerical Facility Usage		Judicial Facility Usage		Total Allocated Square Footage	Total Allocated Facility Costs
		Total Clerical Need per Facility & Contract City Clerical Need	Clerical Allocated Square Footage	Total Judicial Need per Facility & Contract City Judicial Need	Judicial Allocated Square Footage		
Auburn Courthouse		15.00		2.00			
Auburn		9.30		1.52			\$ -
Covington		0.95		0.26			\$ -
Bellevue Courthouse		13.00		2.05			
Beaux Arts		0.00		0.00			\$ -
Bellevue		9.32		2.06			\$ 40,040
Burien Courthouse		18.00	3,600	3.00	7,242	10,842	\$ 298,263
Burien		1.89	377	0.45	1,078	1,455	\$ 40,040
Issaquah Courthouse		12.00	2,400	1.40	4,516	6,916	\$ 190,270
Carnation		0.01	3	0.04	128	131	\$ 3,613
Sammamish		1.02	204	0.36	1,169	1,374	\$ 37,786
Redmond Courthouse		15.00	3,000	3.10	6,687	9,687	\$ 266,481
Duvall		0.39	77	0.10	215	293	\$ 8,048
Redmond		3.00	599	1.15	2,481	3,080	\$ 84,726
Skykomish		0.00	-	0.00	-	-	\$ -
Woodinville		0.00	-	0.07	141	141	\$ 3,880
Shoreline Courthouse		11.00	2,200	1.20	2,636	4,836	\$ 133,049
Kenmore		0.61	123	0.32	699	822	\$ 22,619
Shoreline		2.56	513	0.99	2,166	2,678	\$ 73,680
Total Cities Allocated Cost						\$	274,391

Square footage assumptions

Component	Square footage - used to determine cost share	Notes
Clerical	200	FMD standard amount per FTE. Square footage of individual facility's rentable square footage of average courtroom+average jury room+average chambers+ Cell J31 (jury assembly). Values from FMD.
Judicial	Variable, below	
Additional Judicial	348	Additional square footage to represent jury assembly space.
Auburn Courthouse		Building is owned by the City of Auburn.
Bellevue Courthouse		Building is leased by the City of Bellevue.
Burien Courthouse	2,414	Sq. footage 2066 + 348
Issaquah Courthouse	3,226	Sq. footage 2878 + 348
Redmond Courthouse	2,157	Sq. footage 1809 + 348
Shoreline Courthouse	2,197	Sq. footage 1849 + 348

Security Costs

Spreading Attachment D (security) across each City

Calculation of Multiplier by Facility:

Attachment D	Clerical Need Percentage			Judicial Need Percentage			Average of the percent values of the Clerical Need by the Facility Method and the Judicial Need by Facility Method:	Security Costs per Facility
	Total Clerical Need per Facility	Total Contract City Clerical Need	Percent of Clerical Need for Contract City	Total Judicial Need per Facility	Total Contract City Judicial Need	Percent of Judicial Need for Contract City		
Auburn Courthouse	15.00	10.25		2.00	1.77		\$ 172,665	
Auburn		9.30	91%		1.52	86%	\$ 152,240	
Covington		0.95	9%		0.26	14%	\$ 20,517	
Bellevue Courthouse	13.00	9.32		9.32	2.06		\$ 189,561	
Beaux Arts		-	0%		-	0%	\$ -	
Bellevue		9.32	100%		2.06	100%	\$ 189,561	
Burien Courthouse	18.00	1.89		1.89	0.45		\$ 28,074	
Burien		1.89	100%		0.45	99%	\$ 27,937	
Issaquah Courthouse	12.00	1.04		1.40	0.40		\$ 40,997	
Carnation		0.01	1%		0.04	10%	\$ 2,326	
Sammamish		1.02	98%		0.36	91%	\$ 38,693	
Redmond Courthouse	15.00	3.38		3.10	1.32		\$ 71,687	
Duvall		0.39	11%		0.10	8%	\$ 6,806	
Redmond		3.00	89%		1.15	87%	\$ 63,002	
Skykomish		-	0%		-	0%	\$ -	
Woodinville		-	0%		0.07	5%	\$ 1,775	
Shoreline Courthouse	11.00	3.18		1.20	1.30		\$ 141,922	
Kenmore		0.61	19%		0.32	24%	\$ 31,094	
Shoreline		2.56	81%		0.99	76%	\$ 110,996	
Total Cities Allocated Costs							\$	644,752

Methodology/Definitions/Notes:

- The facility rate per square foot for each year is calculated in the attachment (tab) "Facility Rates." Changing the year in the middle of this sheet (cell A25) will update the facility rate.
- Refer to Exhibit B for the overall methodology for the rate per square foot. Facility costs are based on FMD standard square footage for an FTE-clerk and judicial square footage based on an individual building's average courtroom+jury+chambers+348 jury assembly room square footage.
- Figures for dedicated and shared spaces are based on rentable space consistent with BOMA standards.
- The multiplier by facility for security is the average of the percent of clerical need for contract cities in the facility and the percent of judicial need for contract cities in the facility. The security cost is the product of the multiplier and the total security cost per facility as calculated on tab c.

County/Other Dedicated Space

Facility	<u>Sq. Footage by facility</u>	<u>Dedicated County/Other Space</u>	<u>Description</u>
Auburn	-	-	
Bellevue	-	-	
Burien	11,583	757	County prosecutor occupies two rooms in NW corner of facility.
Issaquah	15,017	4,961	1070 sf is vacant, previously occupied by County prosecutor. 1891 sf for DC probation. 2000 for courtroom
Redmond	11,656	1,020	County prosecutor occupies three rooms off the lobby hallway. County public defender, County Prosecutor (state cases), and Marshall occupy three rooms to the right of the main entrance.
Shoreline	11,523	653	DC probation occupies several offices off the main lobby hallway (653).
Total	<u>49,779</u>	<u>7,391</u>	

Methodology/Definitions/Notes:

1. As requested, the County can provide drawings of these facilities to illustrate how spaces are allocated.

King County District Court City Revenue

	Shared Court Costs Year 2017 YTD Revenues				Shared Court Costs Year 2018 YTD Revenues				Revenue Remitted under Old Contract
	100% Revenue Collected	Split Co/City	Actual Retained by County	Revenue Remitted to City	100% Revenue Collected	Split Co/City	Actual Retained by County	Revenue Remitted to City	
Auburn	788,831	0%/100%	0	788,831	764,289	0%/100%	0	0	0
Beaux Arts	39	100%/ 0%	39	0	0	100%/ 0%	0	0	0
						75%/25% (4) then 70%/30% (2) then 30%/70% (3) then			
Bellevue	4,033,494	50%/50%	2,275,309	1,758,185	3,824,437	60%/40% (3)	2,280,709		0
Burien	176,109	100%/0%	176,109	0	184,520	100%/0%	184,520	0	0
Carnation	2,986	100%/ 0%	2,986	0	3,327	100%/ 0%	3,327	0	0
Covington	91,132	100%/ 0%	91,132	0	100,378	100%/ 0%	100,378	0	0
Duvall	48,705	100%/ 0%	48,705	0	48,154	100%/ 0%	48,154	0	0
Kenmore	166,531	100%/ 0%	166,531	0	140,383	100%/ 0%	140,383	0	0
Redmond	408,824	100%/0%	408,824	0	446,444	100%/0%	446,444	121	0
Sammamish	279,656	100%/ 0%	279,656	0	259,938	100%/ 0%	259,938	0	0
Shoreline	422,402	100%/ 0%	422,402	0	469,379	100%/ 0%	469,379	0	0
Skykomish	0	100%/ 0%	0	0	0	100%/ 0%	0	0	0
Woodinville	34,424	100%/ 0%	34,424	0	5,121	100%/ 0%	5,121	0	0
	6,453,133		3,906,117	2,547,016	6,246,369		3,938,352	121	0

Total City Revenue

6,453,133

6,246,369

**Dollar amount is different from page 1. We have deleted cities which no longer contract with us.

Methodology/Definitions/Notes:

1. Contracting Cities changed in 2005 & 2007.
2. Cities that no longer contract with KCDC are not reflected above.

2018 - KING COUNTY DISTRICT COURT FILINGS BY CASETYPE												
	Infraction Traffic	Infraction Non-Traffic	DUI	Criminal Traffic	Criminal Non-Traffic	Protection AH/Orders	Civil	Small Claims	Expedited Hearings	PC Jail Felony Hearings	Parking	Total Jan - Dec
JURISDICTION												
State/County	76,247	8,029	3,360	315	1,057	2,684	3,359	3,205	586	12,344	11,441	122,627
Ecourt							16,798					16,798
Vashon Island	4	11	6	1	2	0	0	0	0	0	86	110
Total State/County	76,251	8,040	3,366	316	1,059	2,684	20,157	3,205	586	12,344	11,527	139,535
Auburn	5,363	122	230	1,111	2,400						3,482	12,708
Beaux Arts	0	0	0	0	0						0	0
Bellevue	8,287	39	118	770	1,385						37,100	47,699
Burien	913	8	226	84	369						668	2,268
Carnation	0	0	0	3	4						0	7
Covington	1,000	8	20	130	150						155	1,463
Duvall	490	0	8	63	29						0	590
Kenmore	699	6	23	82	45						463	1,318
Redmond	5,161	38	41	213	547						719	6,719
Sammamish	2,435	6	30	58	61						128	2,718
Shoreline	3,876	67	75	260	271						985	5,534
Skykomish												0
Total Contract Cities	28,224	294	771	2,774	5,261	0	0	0	0	0	43,700	81,024
Total KCDC	104,475	8,334	4,137	3,090	6,320	2,684	20,157	3,205	586	12,344	55,227	220,559

2018 - KING COUNTY DISTRICT COURT WEIGHTED FILINGS BY CASETYPE																
	Infraction Non-Traffic/Traffic	Infraction Non-Traffic/Traffic E-citations	DUI/Physical Control	Misd Traffic	Misd Non-Traffic	DV Court (State Cases)	Protection AH/Orders	Civil	Name Changes	Small Claims/Impounds	Expedited Filings	Felony 1st Appear	Parking	Parking E-citations	Passports	Total Jan - Dec
Case Wgt (Minutes)	40	27	370	305	149	409	132	149	28	60	83	12	9	6	15	
JURISDICTION																
State/County Workload	373,320	2,023,866	1,245,420	96,380	47,978	180,778	354,288	2,502,902	88,004	205,260	48,638	148,128	103,743	0	219,510	7,638,215
Total State/County	373,320	2,023,866	1,245,420	96,380	47,978	180,778	354,288	2,502,902	88,004	205,260	48,638	148,128	103,743	0	219,510	7,638,215
Case Wgt (Minutes)	40	27	370	305	149	139							9	6		
Auburn	1,160	147,312	85,100	338,855	269,541	82,149		0	0	0	0	0	31,338	0		955,455
Beaux Arts	0	0	0	0	0	0		0	0	0	0	0	0	0		0
Bellevue	4,760	221,589	43,660	234,850	164,943	38,642		0	0	0	0	0	79,479	169,614		957,537
Burien	840	24,300	83,620	25,620	29,651	23,630		0	0	0	0	0	6,012	0		193,673
Carnation	0	0	0	915	298	278		0	0	0	0	0	0	0		1,491
Covington	0	27,216	7,400	39,650	16,539	5,421		0	0	0	0	0	1,395	0		97,621
Duvall	320	13,014	2,960	19,215	2,086	2,085		0	0	0	0	0	0	0		39,680
Kenmore	160	18,927	8,510	25,010	2,086	4,309		0	0	0	0	0	4,167	0		63,169
Redmond	2,000	139,023	15,170	64,965	61,835	18,348		0	0	0	0	0	6,471	0		307,812
Sammamish	800	65,367	11,100	17,690	3,874	4,865		0	0	0	0	0	1,152	0		104,848
Shoreline	4,640	103,329	27,750	79,300	25,628	13,761		0	0	0	0	0	8,865	0		263,273
Skykomish	0	0	0	0	0	0		0	0	0	0	0	0	0		0
Total Contract Cities	14,680	760,077	285,270	846,070	576,481	193,488		0	0	0	0	0	138,879	169,614		2,984,559
	388,000	2,783,943	1,530,690	942,450	624,459	374,266	354,288	2,502,902	88,004	205,260	48,638	148,128	242,622	169,614	219,510	10,622,774

Methodology/Definitions/Notes:

1. The NCSC staffing study was incorporated into case weights in 2007.

County vs. City Weighted Filings		
		%
Total Weighted Filings	10,622,774	100.00%
County Weighted Filings	7,638,215	71.90%
City Weighted Filings	2,984,559	28.10%

2018 - JUDICIAL ALLOCATION

	Total Judicial Units Available per Week	Total Judicial Units Assigned per Week	
Total Judicial Units Assigned to County per Week		19.04	
Total Judicial Units Assigned to Cities per Week		7.31	
Cross-check	23.10	26.35	26.35
			26.35
Available/Assigned			

Judicial Officers FTE	24.20
Presiding Judge	(1.00)
Assistant Presiding Judge	(0.10)
Total Judicial Units available per week	23.10

	County/State Criminal	County/State Infractions	County/State Civil	DV Court	Jail/Felony Expedited	Inquests	Shared
JURISDICTION							
State/County Calendars	708.02	263.49	58.89	279.73	23.45	56.07	0.24 26.15
State/County Judges	14.89	5.07	1.13	5.38	0.80	2.00	0.005 0.50
State/County Juries	4.15	2.86		1.11	0.18		
Total Judges Used	19.04	7.93	1.13	6.49	0.98	2.00	0.00 0.50

JURISDICTION	Total Calendars	Judges for Calendars	Judges for Juries	Total Judges per City	Total Judges Assigned
Auburn	70.39	1.35	0.16	1.52	1.52
Beaux Arts	0.00	0.00	0.00	0.00	0.00
Bellevue	90.09	1.73	0.32	2.06	2.06
Burien	20.83	0.40	0.05	0.45	0.45
Carnation	1.47	0.03	0.01	0.04	0.04
Covington	10.94	0.21	0.05	0.26	0.26
Duvall	4.59	0.09	0.01	0.10	0.10
Kenmore	14.15	0.27	0.05	0.32	0.32
Redmond	48.12	0.93	0.22	1.15	1.15
Sammamish	15.85	0.30	0.06	0.36	0.36
Shoreline	44.06	0.85	0.14	0.99	0.99
Skykomish	0.00	0.00	0.00	0.00	0.00
Woodinville	1.00	0.02	0.05	0.07	0.07
Total Contract Cities	321.49	6.18	1.11	7.29	7.29

Jury Trials Set	Total Calendars	Judges for Calendars	Civil	Judicial Allocation
Auburn	8.40	0.16		0.16
Beaux Arts	0.00	0.00		0.00
Bellevue	16.80	0.32		0.32
Burien	2.40	0.05		0.05
Carnation	0.60	0.01		0.01
Covington	2.40	0.05		0.05
Duvall	0.60	0.01		0.01
Kenmore	2.40	0.05		0.05
King County	158.40	4.15	57.60	4.15
Redmond	11.52	0.22		0.22
Sammamish	3.00	0.06		0.06
Shoreline	7.20	0.14		0.14
Skykomish	0.00	0.00		0.00
Woodinville	2.40	0.05		0.05
City Totals	216.12	1.11		1.11
All Totals	216.12		57.60	5.26

King County Jury Time	Totals	%	Judicial Allocation
Criminal	148.80	68.89%	2.86
Criminal DV	9.60	4.44%	0.18
Civil	57.60	26.67%	1.11
Totals	216.00	100.00%	4.15

No. of Judges needed for Jury Trials	
Judge Days / Month	80.00
Judge Days / Year	960.00
Divided by 52 weeks	18.46
Total Judges used per day for Juries	3.69

Special Assignment Judges	
RLP Court Burien	0.10
RLP Court Seattle	0.10
DV Court MRJC	0.80
Jail/Felony/ MRJC	0.70
Jail/ Fugitive Seattle	1.10
Felony/Expedited Seattle	0.20
Total	3.00

Facility	Assigned Judicial Officers
Auburn	2.00
Bellevue	2.05
Burien	3.00
Issaquah	1.40
Redmond	3.10
Shoreline	1.20
Total	12.75

Methodology/Definitions/Notes:

1. Removes judicial differential factor. Resulting in only judges deemed necessary per court calendars.

2018 - KING COUNTY DISTRICT COURT CLERICAL ALLOCATION

**18 Centralized Clerks + 13 Comp Clerks = 31

Programs	Clerical Staff	% of Clerical staff	31.00	
			Clerks after removal of Centralized and Compliance Clerks	Total w/o Centralized Clerks
County-State Criminal DUI/Phy Control, Mis Traffic & NT & PO's	22.07	16.42%	5.09	16.98
County-State Infractions (Traffic & Non-Traffic, Prkg)	31.64	23.54%	7.30	24.34
County-State Civil, Name Changes, Small Claims/impounds	35.38	26.32%	8.16	27.22
City Contracts				
Auburn	12.09	8.99%	2.79	9.30
Beaux Arts	0.00	0.00%	0.00	0.00
Bellevue	12.12	9.01%	2.79	9.32
Burien	2.45	1.82%	0.57	1.89
Carnation	0.02	0.01%	0.00	0.01
Covington	1.24	0.92%	0.28	0.95
Duvall	0.50	0.37%	0.12	0.39
Kenmore	0.80	0.59%	0.18	0.61
Redmond	3.89	2.90%	0.90	3.00
Sammamish	1.33	0.99%	0.31	1.02
Shoreline	3.33	2.48%	0.77	2.56
Skykomish	0.00	0.00%	0.00	0.00
DV Court (State)	2.29	1.70%	0.53	1.76
Jail/Felony/Expedited	2.49	1.85%	0.57	1.92
Passports	2.78	2.07%	0.64	2.14
Total	134.40	100.0%	31.00	103.40

Total FTEs as Clerical Staff	
Compliance Clerks	13.00
Passport Clerks	2.78
Specialty FTEs	4.78
Centralized FTEs	18.00
Remaining Clerical	95.85

SPECIALTY FTEs	
Program	Clerks
DV Court	2.29
Jail	2.49
	4.78

CENTRALIZED FTEs		
Court	Program	Clerks
Central	Payment Ctr	8.00
Central	Call Center	10.00
		18.00

FACILITY RATES

District Court Facilities				
	Streamlined/ Actual FMD Rate	Capped Rate	CPI-W	Facility Charge
2018	33.50	27.51	3.40%	27.51
2019	31.91	28.09	2.10%	28.09
2020				
2021				-
2022				-
2023				-
2024				-
2025				-
2026				-
2027				-
2028				-
2029				-
2030				-
2031				-
2032				-

Methodology/Definitions/Notes:

1. Per Exhibit B, the rate each year following 2022 is the lesser amount between the actual rate provided by King County's Facilities Management Division and the capped rate determined by multiplying the previous year's facilities charge by that year's CPI-W.

EXHIBIT B

ANNUAL FACILITY CHARGES FOR DISTRICT COURT FACILITIES

This Exhibit is attached to the Interlocal Agreement for the Provision of District Court Services between the County and the City. The terms and conditions described in this Exhibit are a further description of the obligations of the parties regarding the calculation of annual facility charges for County owned or operated District Court facilities.

King County's Facilities Management Division (FMD) determines the cost per square foot for facilities owned and maintained by the County. The FMD rate typically includes: operating costs, debt service, major maintenance contribution, space planning, conservation/energy management, cost of carbon, and FMD overhead. FMD's rates are specific to each building group. District Court facilities are a single group.

The annual facility charge is the net rentable square footage in each facility pursuant to Section 3.1 multiplied by the FMD rate per square foot for the District Court facilities.

FMD will provide the rate for the District Court dedicated buildings for the next two calendar years by September of each even year. For 2022, cities will pay the actual FMD rate. The rate each year thereafter is the lesser amount between the actual rate provided by the Facilities Management Division and the capped rate determined by increasing the previous year's facilities charge by that year's annual CPI-W (Seattle Tacoma Bellevue, all items, base period 1982-84=100).¹

¹ Annual CPI-W will be sourced each year from the U.S. Bureau of Labor Statistics during contract reconciliation. Annual CPI-W is available in 2020 at https://data.bls.gov/timeseries/CWURS49DSA0&output_view=pct_12mths.

EXHIBIT C
RESERVE FUNDS FOR ONE-TIME COSTS FOR DISTRICT COURT
TECHNOLOGY AND SYSTEM IMPROVEMENT PROJECTS

This Exhibit is attached to the Interlocal Agreement for the Provision of District Court Services between the County and the City. The terms and conditions described in this Exhibit are a further description of the obligations of the parties regarding the one-time costs for technology and other system improvement projects.

This Exhibit operates to maintain a reserve fund for technology and other system improvement projects so that funding for these projects is available when needed and to enable the Cities to spread out such costs over time.

1. The District Court shall present its technology plan and updates to the DCMRC. The technology plan shall describe the projected business needs of the District Court, assess the ability of current technology systems to meet these needs, and outline overall technology strategies and potential projects to support the projected business needs of the District Court. The District Court shall present the business case for each proposed technology improvement project. The business case shall identify: (1) capital, operations, maintenance costs, and potential funding sources for each technology improvement project, (2) the benefits to the court system and users (3) potential impacts to cities associated with implementing each technology improvement project, and (4) proposal for use of reserve funds. The Cities shall have an opportunity to provide input on the technology plan and business cases for proposed technology improvement projects.
2. District Court shall present to DCMRC any system improvement project that includes a proposal for the use of reserve funds. System improvement projects include, but are not limited to, clerical weighted caseload studies.
3. Funds from the reserve shall not be used until the DCMRC approves such expenditure. Such approval shall be obtained by mutual agreement of the DCMRC. The funds shall not be expended until the technology or system improvement project has been implemented. If the funds in the reserve are not sufficient to cover the Cities' share of an implemented technology or system improvement project, the contributions of Cities to the reserve fund in subsequent years may be used to cover this shortfall.
4. One-time costs for technology or system improvement projects shall be identified separately from operating and capital costs as part of reconciliation.
5. Beginning in 2022, the amount of the Cities' annual contribution shall be equivalent to the Cities' proportionate share of \$300,000. The Cities' share is defined as the multiplier calculated in Attachment A of Exhibit A (percentage of salaries and benefits for contract cities).
6. The Cities' contribution would be adjusted or waived in any year where the reserve is projected to exceed the Cities' share of the reserve cap. Beginning in 2022, the reserve cap shall be \$1,000,000 and shall increase by 2% per year thereafter. The reserve cap for each year of the contract is included in Attachment A of Exhibit A.

7. The parties may decide to suspend the 2% increase to the reserve cap for any particular year if the parties, through agreement of the DCMRC, agree that the reserve is at a sufficient amount for that year. Annually, the net interest earnings attributable to the balance of funds in the Cities' reserve shall accrue to their reserve.
8. If this Agreement is terminated as to a particular City or Cities, such City(ies) shall receive its portion of the reserve remaining by January 1st following the date of termination.

EXHIBIT D
City Regular Court Calendar

This Exhibit is attached to the Interlocal Agreement for the Provision of District Court Services between the County and the City.

The City of _____'s regular court calendars will be held on _____ (day(s) of the week). The designated day(s) may be adjusted upon mutual agreement of the City and County and without formal amendment of this ILA so long as such agreement is memorialized in writing between the Chief Presiding Judge or designee and City's designated representative.

Certificate Of Completion

Envelope Id: A1C456CE2A704249AAA1DC889A69537D	Status: Completed
Subject: Please DocuSign: Ordinance 19358.docx, Ordinance 19358 Attachment A.pdf	
Source Envelope:	
Document Pages: 3	Signatures: 3
Supplemental Document Pages: 26	Initials: 0
Certificate Pages: 5	Envelope Originator:
AutoNav: Enabled	Cherie Camp
Enveloped Stamping: Enabled	401 5th Ave
Time Zone: (UTC-08:00) Pacific Time (US & Canada)	Suite 100
	Seattle, WA 98104
	Cherie.Camp@kingcounty.gov
	IP Address: 198.49.222.20


Record Tracking

Status: Original	Holder: Cherie Camp	Location: DocuSign
11/17/2021 10:38:36 AM	Cherie.Camp@kingcounty.gov	
Security Appliance Status: Connected	Pool: FedRamp	
Storage Appliance Status: Connected	Pool: King County General (ITD)	Location: DocuSign

Signer Events

Claudia Balducci
 claudia.balducci@kingcounty.gov
 King County General (ITD)
 Security Level: Email, Account Authentication (None)

Signature

DocuSigned by:

 7E1C273CE9994B6...
 Signature Adoption: Pre-selected Style
 Using IP Address: 146.129.133.56

Timestamp

Sent: 11/17/2021 11:12:40 AM
 Viewed: 11/18/2021 11:20:50 AM
 Signed: 11/18/2021 11:21:01 AM


Electronic Record and Signature Disclosure:

Not Offered via DocuSign
 Supplemental Documents:

Ordinance 19358 Attachment A.pdf

Viewed: 11/18/2021 11:20:56 AM
 Read: Not Required
 Accepted: Not Required

Melani Pedroza
 melani.pedroza@kingcounty.gov
 Clerk of the Council
 King County Council
 Security Level: Email, Account Authentication (None)

DocuSigned by:

 8DE1BB375AD3422...
 Signature Adoption: Uploaded Signature Image
 Using IP Address: 198.49.222.20

Sent: 11/18/2021 11:21:04 AM
 Viewed: 11/18/2021 12:17:06 PM
 Signed: 11/18/2021 12:17:15 PM

Electronic Record and Signature Disclosure:

Not Offered via DocuSign
 Supplemental Documents:

Ordinance 19358 Attachment A.pdf

Viewed: 11/18/2021 12:17:10 PM
 Read: Not Required
 Accepted: Not Required

Dow Constantine
 Dow.Constantine@kingcounty.gov
 Security Level: Email, Account Authentication (None)

DocuSigned by:

 4FBCAB8196AE4C6...
 Signature Adoption: Uploaded Signature Image
 Using IP Address: 174.61.167.141

Sent: 11/18/2021 12:17:18 PM
 Viewed: 11/23/2021 3:18:15 PM
 Signed: 11/23/2021 3:18:30 PM

Electronic Record and Signature Disclosure:

Accepted: 11/23/2021 3:18:15 PM
 ID: 8956b0b4-8940-41de-a767-56f5c07e03b3
 Supplemental Documents:

Ordinance 19358 Attachment A.pdf

Viewed: 11/23/2021 3:18:27 PM
 Read: Not Required

Signer Events	Signature	Timestamp
---------------	-----------	-----------

Accepted: Not Required

In Person Signer Events	Signature	Timestamp
-------------------------	-----------	-----------

Editor Delivery Events	Status	Timestamp
------------------------	--------	-----------

Agent Delivery Events	Status	Timestamp
-----------------------	--------	-----------

Intermediary Delivery Events	Status	Timestamp
------------------------------	--------	-----------

Certified Delivery Events	Status	Timestamp
---------------------------	--------	-----------

Carbon Copy Events	Status	Timestamp
--------------------	--------	-----------

Kaitlyn Wiggins

kwwiggins@kingcounty.gov

Security Level: Email, Account Authentication
(None)

Electronic Record and Signature Disclosure:
Not Offered via DocuSign

COPIED

Sent: 11/18/2021 12:17:18 PM

Viewed: 11/18/2021 1:01:43 PM

Witness Events	Signature	Timestamp
----------------	-----------	-----------

Notary Events	Signature	Timestamp
---------------	-----------	-----------

Envelope Summary Events	Status	Timestamps
-------------------------	--------	------------

Envelope Sent

Hashed/Encrypted

11/17/2021 11:12:40 AM

Certified Delivered

Security Checked

11/23/2021 3:18:15 PM

Signing Complete

Security Checked

11/23/2021 3:18:30 PM

Completed

Security Checked

11/23/2021 3:18:30 PM

Payment Events	Status	Timestamps
----------------	--------	------------

Electronic Record and Signature Disclosure
--

ELECTRONIC RECORD AND SIGNATURE DISCLOSURE

From time to time, Carahsoft OBO King County ITD (we, us or Company) may be required by law to provide to you certain written notices or disclosures. Described below are the terms and conditions for providing to you such notices and disclosures electronically through the DocuSign, Inc. (DocuSign) electronic signing system. Please read the information below carefully and thoroughly, and if you can access this information electronically to your satisfaction and agree to these terms and conditions, please confirm your agreement by clicking the 'I agree' button at the bottom of this document.

Getting paper copies

At any time, you may request from us a paper copy of any record provided or made available electronically to you by us. You will have the ability to download and print documents we send to you through the DocuSign system during and immediately after signing session and, if you elect to create a DocuSign signer account, you may access them for a limited period of time (usually 30 days) after such documents are first sent to you. After such time, if you wish for us to send you paper copies of any such documents from our office to you, you will be charged a \$0.00 per-page fee. You may request delivery of such paper copies from us by following the procedure described below.

Withdrawing your consent

If you decide to receive notices and disclosures from us electronically, you may at any time change your mind and tell us that thereafter you want to receive required notices and disclosures only in paper format. How you must inform us of your decision to receive future notices and disclosure in paper format and withdraw your consent to receive notices and disclosures electronically is described below.

Consequences of changing your mind

If you elect to receive required notices and disclosures only in paper format, it will slow the speed at which we can complete certain steps in transactions with you and delivering services to you because we will need first to send the required notices or disclosures to you in paper format, and then wait until we receive back from you your acknowledgment of your receipt of such paper notices or disclosures. To indicate to us that you are changing your mind, you must withdraw your consent using the DocuSign 'Withdraw Consent' form on the signing page of a DocuSign envelope instead of signing it. This will indicate to us that you have withdrawn your consent to receive required notices and disclosures electronically from us and you will no longer be able to use the DocuSign system to receive required notices and consents electronically from us or to sign electronically documents from us.

All notices and disclosures will be sent to you electronically

Unless you tell us otherwise in accordance with the procedures described herein, we will provide electronically to you through the DocuSign system all required notices, disclosures, authorizations, acknowledgements, and other documents that are required to be provided or made available to you during the course of our relationship with you. To reduce the chance of you inadvertently not receiving any notice or disclosure, we prefer to provide all of the required notices and disclosures to you by the same method and to the same address that you have given us. Thus, you can receive all the disclosures and notices electronically or in paper format through the paper mail delivery system. If you do not agree with this process, please let us know as described below. Please also see the paragraph immediately above that describes the consequences of your electing not to receive delivery of the notices and disclosures electronically from us.

How to contact Carahsoft OBO King County ITD:

You may contact us to let us know of your changes as to how we may contact you electronically, to request paper copies of certain information from us, and to withdraw your prior consent to receive notices and disclosures electronically as follows:

To contact us by email send messages to: bob.johnson@kingcounty.gov

To advise Carahsoft OBO King County ITD of your new e-mail address

To let us know of a change in your e-mail address where we should send notices and disclosures electronically to you, you must send an email message to us at bob.johnson@kingcounty.gov and in the body of such request you must state: your previous e-mail address, your new e-mail address. We do not require any other information from you to change your email address..

In addition, you must notify DocuSign, Inc. to arrange for your new email address to be reflected in your DocuSign account by following the process for changing e-mail in the DocuSign system.

To request paper copies from Carahsoft OBO King County ITD

To request delivery from us of paper copies of the notices and disclosures previously provided by us to you electronically, you must send us an e-mail to bob.johnson@kingcounty.gov and in the body of such request you must state your e-mail address, full name, US Postal address, and telephone number. We will bill you for any fees at that time, if any.

To withdraw your consent with Carahsoft OBO King County ITD

To inform us that you no longer want to receive future notices and disclosures in electronic format you may:

- i. decline to sign a document from within your DocuSign session, and on the subsequent page, select the check-box indicating you wish to withdraw your consent, or you may;
- ii. send us an e-mail to bob.johnson@kingcounty.gov and in the body of such request you must state your e-mail, full name, US Postal Address, and telephone number. We do not need any other information from you to withdraw consent.. The consequences of your withdrawing consent for online documents will be that transactions may take a longer time to process..

Required hardware and software

Operating Systems:	Windows® 2000, Windows® XP, Windows Vista®; Mac OS® X
Browsers:	Final release versions of Internet Explorer® 6.0 or above (Windows only); Mozilla Firefox 2.0 or above (Windows and Mac); Safari™ 3.0 or above (Mac only)
PDF Reader:	Acrobat® or similar software may be required to view and print PDF files
Screen Resolution:	800 x 600 minimum

Enabled Security Settings:	Allow per session cookies
----------------------------	---------------------------

** These minimum requirements are subject to change. If these requirements change, you will be asked to re-accept the disclosure. Pre-release (e.g. beta) versions of operating systems and browsers are not supported.

Acknowledging your access and consent to receive materials electronically

To confirm to us that you can access this information electronically, which will be similar to other electronic notices and disclosures that we will provide to you, please verify that you were able to read this electronic disclosure and that you also were able to print on paper or electronically save this page for your future reference and access or that you were able to e-mail this disclosure and consent to an address where you will be able to print on paper or save it for your future reference and access. Further, if you consent to receiving notices and disclosures exclusively in electronic format on the terms and conditions described above, please let us know by clicking the 'I agree' button below.

By checking the 'I agree' box, I confirm that:

- I can access and read this Electronic CONSENT TO ELECTRONIC RECEIPT OF ELECTRONIC RECORD AND SIGNATURE DISCLOSURES document; and
- I can print on paper the disclosure or save or send the disclosure to a place where I can print it, for future reference and access; and
- Until or unless I notify Carahsoft OBO King County ITD as described above, I consent to receive from exclusively through electronic means all notices, disclosures, authorizations, acknowledgements, and other documents that are required to be provided or made available to me by Carahsoft OBO King County ITD during the course of my relationship with you.