



KING COUNTY

1200 King County Courthouse
516 Third Avenue
Seattle, WA 98104

Signature Report

December 13, 2010

Ordinance 17001

Proposed No. 2010-0582.2

Sponsors Patterson

1 AN ORDINANCE making a net supplemental
2 appropriation of \$3,089,204 to various general fund
3 agencies and \$60,736,381 to various non-general fund
4 agencies; and amending the 2010/2011 Budget Ordinance,
5 Ordinance 16717, Sections 9, 12, 22, 40, 41, 44, 50, 51, 73,
6 76, 77, 83, 89, 96, 100, 103, 105, 120, 122, 124, 135 and
7 142, as amended, and Attachments B, D and K, as
8 amended.

9 BE IT ORDAINED BY THE COUNCIL OF KING COUNTY:

10 SECTION 1. From the general fund there is hereby approved and adopted a total
11 of \$3,318,242 to various general fund agencies.

12 From various non-general funds there is hereby approved and adopted
13 \$60,765,097 to various non-general fund agencies, amending the 2010/2011 Budget
14 Ordinance, Ordinance 16717.

15 SECTION 2. Ordinance 16717, Section 9, as amended, is hereby amended by
16 adding thereto and inserting therein the following:

17 COUNCIL ADMINISTRATION - From the general fund there is hereby
18 disappropriated from:

19 Council administration (\$20,000)

20 SECTION 3. Ordinance 16717, Section 12, as amended, is hereby amended by
21 adding thereto and inserting therein the following:

22 OMBUDSMAN/TAX ADVISOR - From the general fund there is hereby
23 appropriated to:

24 Ombudsman/tax advisor	\$20,000
------------------------------------	----------

25 SECTION 4. Ordinance 16717, Section 22, as amended, is hereby amended by
26 adding thereto and inserting therein the following:

27 SHERIFF - From the general fund there is hereby appropriated to:

28 Sheriff	\$946,704
----------------------	-----------

29 SECTION 5. Ordinance 16717, Section 40, as amended, is hereby amended by
30 adding thereto and inserting therein the following:

31 MEMBERSHIPS AND DUES - From the general fund there is hereby
32 appropriated to:

33 Memberships and dues	\$229,038
-----------------------------------	-----------

34 ER1 EXPENDITURE RESTRICTION:

35 Of this appropriation, \$116,138 shall be expended solely on membership and dues
36 for the Washington State Association of Counties, \$95,400 shall be expended solely on
37 membership and dues for the Washington Association of County Officials and \$17,500
38 shall be expended solely on membership and dues for the National Association of
39 Counties.

40 SECTION 6. Ordinance 16717, Section 41, as amended, is hereby amended by
41 adding thereto and inserting therein the following:

65 SECTION 11. Ordinance 16717, Section 76, as amended, is hereby amended by
66 adding thereto and inserting therein the following:

67 WATER AND LAND RESOURCES SHARED SERVICES - From the water and
68 land resources shared services fund there is hereby appropriated to:

69 Water and land resources shared services \$306,702

70 SECTION 12. Ordinance 16717, Section 77, as amended, is hereby amended by
71 adding thereto and inserting therein the following:

72 SURFACE WATER MANAGEMENT LOCAL DRAINAGE SERVICES - From
73 the surface water management local drainage services fund there is hereby appropriated
74 to:

75 Surface water management local drainage services \$144,600

76 SECTION 13. Ordinance 16717, Section 83, as amended, is hereby amended by
77 adding thereto and inserting therein the following:

78 NOXIOUS WEED CONTROL PROGRAM - From the noxious weed fund there
79 is hereby appropriated to:

80 Noxious weed control program \$178,823

81 SECTION 14. Ordinance 16717, Section 89, as amended, is hereby amended by
82 adding thereto and inserting therein the following:

83 CHILDREN AND FAMILY SERVICES COMMUNITY SERVICES -
84 OPERATING - From the children and family services fund there is hereby appropriated

85 to:
86 Children and family services community services - operating \$47,500

87 ER1 EXPENDITURE RESTRICTION:

88 Of this appropriation, (~~(\$3,649,751)~~) \$3,697,251 shall be expended solely for
 89 the following:

90	Abused Deaf Women's Advocacy Services	\$44,753
91	Northwest Network (formerly Advocates for Abused and Battered Lesbians)	\$25,142
92	Auburn Youth Resources	\$89,560
93	<u>Ballard Senior Center</u>	<u>\$15,000</u>
94	Black Diamond Community Center - Seniors	\$16,000
95	Center for Human Services	\$36,820
96	Central Youth and Family Services	\$36,820
97	City of Burien - Highline Senior Center	\$21,000
98	City of Enumclaw - Senior Center	\$12,500
99	Volunteer Transit-Unincorporated Area	\$3,300
100	Consejo Counseling and Referral Service	\$65,798
101	Domestic Abuse Women's Network	\$128,352
102	Eastside Domestic Violence Program	\$161,923
103	Eastside Legal Assistance Program	\$60,000
104	<u>El Centro de la Raza</u>	<u>\$22,500</u>
105	Federal Way Youth and Family Services	\$48,469
106	Friends of Youth	\$146,500
107	Harborview Medical Center Sexual Assault Center	\$127,627
108	Kent Youth and Family Services	\$130,900
109	King County Coalition Against Domestic Violence	\$20,610
110	King County Sexual Assault Resource Center	\$376,354

111	Mama's Hands	\$3,000
112	Maple Valley Community Center	\$62,075
113	Mercer Island Youth and Family Services	\$36,820
114	Mount Si Senior Center	\$24,500
115	Neighborhood House	\$90,300
116	New Beginnings	\$11,901
117	Northshore Youth and Family Services	\$108,200
118	Northwest Immigrant Rights Project	\$10,000
119	Pioneer Human Services	\$36,820
120	Refugee Women's Alliance	\$44,753
121	Renton Area Youth and Family Services	\$158,300
122	Ruth Dykeman Children's Center	\$68,500
123	Safe Havens Domestic Violence Program - City of Kent	(\$10,000) <u>\$20,000</u>
124	Salvation Army	\$11,901
125	Seattle Indian Health Board	\$44,753
126	Snoqualmie Valley Senior Center	\$24,500
127	Society of Counsel Representing Accused Persons	\$294,100
128	Solid Ground	\$37,120
129	Southeast Youth and Family Services	\$36,820
130	Southwest Youth and Family Services	\$36,820
131	Team Child	\$199,900
132	Unemployment Law Project	\$12,500
133	Unincorporated Area Councils (UAC)	\$60,000

134	Vashon Maury Senior Center	\$24,500
135	Vashon Youth and Family Services	\$36,820
136	Winter Shelter-Men's/Women's	\$141,500
137	Youth Care -Detention Case Mgt	\$71,700
138	Youth Eastside Services	\$199,650
139	Youth Systems	\$20,000
140	YWCA	\$179,570

141 SECTION 15. Ordinance 16717, Section 96, as amended, is hereby amended by
142 adding thereto and inserting therein the following:

143 GRANTS - From the grants fund there is hereby appropriated to:

144	Grants	\$27,333,502
-----	--------	--------------

145 SECTION 16. Ordinance 16717, Section 100, as amended, is hereby amended by
146 adding thereto and inserting therein the following:

147 FEDERAL HOUSING AND COMMUNITY DEVELOPMENT - From the
148 federal housing and community development fund there is hereby appropriated to:

149	Federal housing and community development	\$24,794,477
-----	---	--------------

150 SECTION 17. Ordinance 16717, Section 103, as amended, is hereby amended by
151 adding thereto and inserting therein the following:

152 RADIO COMMUNICATION SERVICES (800 MHZ) - From the radio
153 communications operations fund there is hereby appropriated to:

154	Radio communication services (800 MHz)	\$574,189
-----	--	-----------

155 SECTION 18. Ordinance 16717, Section 105, as amended, is hereby amended by
156 adding thereto and inserting therein the following:

179 transmittal of legislation for council approval of a new contract with the wastewater
180 treatment operators.

181 The report required to be submitted by this proviso must be filed in the form of a
182 paper original and an electronic copy with the clerk of the council, who shall retain the
183 original and provide an electronic copy to all councilmembers and to the committee
184 coordinator for the government and accountability committee and the regional water
185 quality committee or their successors.

186 P2 PROVIDED FURTHER THAT:

187 A. Of this appropriation, \$100,000 may not be expended or encumbered until the
188 executive has collaborated with the Brightwater Oversight Management Consultant and
189 the King County auditor's office capital projects oversight program and submitted a
190 report for council acceptance by motion, regarding: (1) an analysis and verification that
191 the wastewater treatment division's projected, as of December 31, 2009, operating costs
192 for the Brightwater Treatment System are reasonable: (a) during the early post
193 commissioning phase when Brightwater effluent will conveyed to other treatment plants
194 for discharge; and (b) when fully operational and discharging effluent via the Brightwater
195 conveyance system. If any portion of the wastewater treatment division's projected
196 operating costs are not reasonable, then the report should indicate what elements should
197 be adjusted and provide a reasonable estimate for those elements; and (2) building on the
198 verified and, if necessary, adjusted estimate of operating costs for the Brightwater
199 treatment system developed under item (1) of this subsection A. of this proviso, the
200 results of the collaborative efforts in developing potentials to maximize operational

201 savings before and during the commissioning of the Brightwater treatment system. The
202 report and motion shall be transmitted by April 2, 2010.

203 B. For the verification of wastewater treatment division projected operational
204 costs analysis, the report shall examine, but not be limited to, the following: (1) a
205 breakdown of the anticipated operating expenses associated with the early post
206 commissioning period and a breakdown of operating expenses when fully operational; (2)
207 startup plans and necessary staffing; and (3) anticipated consultants or other resources
208 that will be needed and the costs associated. Based on the verification of wastewater
209 treatment division projected operational costs analysis, the report shall also specifically
210 identify options for reducing operating costs and make recommendations for a cost-
211 effective startup; as well as development of opportunities for operational savings.

212 C. Any report or motion required to be submitted by this proviso must be filed in
213 the form of a paper original and an electronic copy with the clerk of the council, who
214 shall retain the original and provide an electronic copy to all councilmembers and to the
215 committee coordinator for the government and accountability committee and the regional
216 water quality committee or their successors.

217 SECTION 19. Ordinance 16717, Section 120, as amended, is hereby amended by
218 adding thereto and inserting therein the following:

219 From several capital improvement project funds there is hereby appropriated and
220 authorized to be disbursed the following amounts for the specific projects identified in
221 Attachment A to this ordinance.

222	Fund Fund Name	Amount
223	3220 HOUSING OPPORTUNITY ACQUISITION	\$134,716

224	3461	REGIONAL JUSTICE CENTER PROJECTS FUND	\$469,720
225	3691	TRNSF OF DEV CREDIT PROG	(\$34,385)
226	3791	HMC/MEI 2000 PROJECTS	\$5,160,000
227	3957	BUILDING REPAIR AND REPLACEMENT	\$469,720

228 ER1 EXPENDITURE RESTRICTION:

229 Of the appropriation for CIP Project 333900, \$2,000,000 shall be expended solely
230 for King County Housing Authority debt reduction for Pacific Court Apartments in
231 Tukwila.

232 ER2 EXPENDITURE RESTRICTION:

233 Of the appropriation for CIP Project 377142, Accountable Business
234 Transformation, \$137,766 shall be expended solely for support of independent oversight
235 on the project to be provided by the King County auditor's office.

236 ER3 EXPENDITURE RESTRICTION:

237 Of the appropriation for CIP Project 377219, Data Center Relocation, \$19,263
238 shall be expended solely for support of independent oversight on the project to be
239 provided by the King County auditor's office.

240 ER4 EXPENDITURE RESTRICTION:

241 Of the appropriation for CIP Project 379006, Harborview - Ninth and Jefferson,
242 \$7,940 shall be expended solely for support of independent oversight on the project to be
243 provided by the King County auditor's office.

244 ER5 EXPENDITURE RESTRICTION:

245 Of the appropriation for CIP Project 333900, Homeless Housing and Services
246 Fund, ((\$482,311)) \$617,027 shall be expended solely for the following:

247 Solid Ground \$232,311

248 Solid Ground Broadview Emergency Shelter - \$68,972

249 Solid Ground Family Assistance - \$12,750

250 Solid Ground Housing Counseling - \$40,244

251 Solid Ground Community Voice Mail - \$12,750

252 Mary's Place \$250,000

253 ER6 EXPENDITURE RESTRICTION:

254 Of the appropriation for CIP Project 395906, Superior Court Alder Site Schematic
255 Design, these funds shall only be expended on the planning, permitting and design for the
256 replacement of the Youth Services Center - Alder Tower.

257 P1 PROVIDED THAT:

258 Of this appropriation, \$50,000 may not be expended or encumbered until the
259 executive has submitted for council acceptance by motion, a report analyzing and
260 recommending the appropriate minimum amount that should be committed and allocated
261 to the Harborview Medical Center building repair and replacement fund. The analysis
262 should take current value of all the buildings that comprise the Harborview Medical
263 Center as compared to the value of the buildings in 1997.

264 The report required to be submitted by this proviso must be filed in the form of a
265 paper original and an electronic copy with the clerk of the council, who shall retain the
266 original and provide an electronic copy to all councilmembers and to the committee
267 coordinator for the budget and fiscal management committee or its successor.

268 P2 PROVIDED FURTHER THAT:

269 Of this appropriation for CIP Project 369099, \$50,000 shall not be expended or
270 encumbered until the transfer of development rights executive board has evaluated the
271 potential purchase of the 2010 Mountains to Sound Greenway acquisition proposal for
272 Rattlesnake Mountain.

273 P3 PROVIDED FURTHER THAT:

274 No funds of the appropriation for CIP Project 333900 shall be expended for
275 Mary's Place until the chief civil deputy prosecuting attorney advises the council and the
276 executive in writing regarding the expenditure of such funds and any recommendations
277 for contractual provisions, in light of the provisions of Article I, Section 11 of the
278 Washington state Constitution.

279 The advice required to be submitted by this proviso must be filed in the form of a
280 paper original and an electronic copy with the clerk of the council, who shall retain the
281 original and provide an electronic copy to all councilmembers and to the committee
282 coordinator for the budget and fiscal management committee or its successor.

283 SECTION 20. Attachment A to this ordinance hereby amends Attachment B to
284 Ordinance 16717, by adding and canceling additional projects to those listed in
285 Attachment B to Ordinance 16717.

286 SECTION 21. Ordinance 16717, Section 122, as amended, is hereby amended by
287 adding thereto and inserting therein the following:

288 From several capital improvement project funds there is hereby appropriated and
289 authorized to be disbursed the following amounts for the specific projects identified in
290 Attachment B to this ordinance.

291 **Fund Fund Name Amount**

292 3292 SWM CIP NON-BOND SUBFUND \$185,300

293 3522 OS KC NON BND FND SUBFUND \$500,000

294 P1 PROVIDED THAT:

295 Of the appropriation for Project 352345, East Cities Transportation, \$360,000
296 shall not be expended or encumbered until the office of performance, strategy and budget
297 or its successor provides a detailed spending plan for the project that is approved in
298 accordance with the process outlined in this proviso. The office of performance, strategy
299 and budget or its successor shall work with council staff and the prosecuting attorney's
300 office to develop the spending plan. The spending plan must include, but is not limited
301 to, a detailed accounting of legal and administrative costs by (1) agency or entity, (2)
302 activity and description of activity, (3) staff positions associated with the activities, and
303 (4) billed hours for the staff. The office of performance, strategy and budget or its
304 successor shall work with the prosecuting attorney's office in completing the spending
305 plan.

306 The executive should file a transmittal letter and the spending plan required to be
307 submitted by this proviso by March 1, 2011, in the form of a paper original and an
308 electronic copy with the clerk of the council, who shall retain the original and provide an
309 electronic copy to all council members, the council chief of staff, the director of strategic
310 policy initiatives, and the lead staff of the budget and fiscal management committee or its
311 successor. Any councilmember who objects to any content in the spending plan shall
312 notify in writing the chair of the budget and fiscal management committee or its
313 successor within fourteen days of receipt of the spending plan by the clerk with a copy to
314 the clerk, the director of strategic policy initiatives and the lead staff of the budget and

315 fiscal management committee or its successor. If within thirty days of the receipt of the
316 plan either no member files an objection, or if each objecting councilmember has filed
317 with the clerk written notice reporting that his or her objection has been satisfactorily
318 resolved, then the clerk shall notify the executive in writing that the proviso response has
319 been approved. The clerk shall provide a copy of this to all councilmembers, the director
320 of the office of performance, strategy and budget or its successor, the director of strategic
321 policy initiatives and the lead staff of the budget and fiscal management committee or its
322 successor. If any objection is timely filed and timely written notice that it is resolved is
323 not filed, the proviso response may only be approved by motion.

324 SECTION 22. Attachment B to this ordinance hereby amends Attachment D to
325 Ordinance 16717, by adding and canceling additional projects to those listed in
326 Attachment D to Ordinance 16717.

327 SECTION 23. Ordinance 16717, Section 124, as amended, is hereby amended by
328 adding thereto and inserting therein the following:

329 SOLID WASTE CAPITAL IMPROVEMENT PROGRAM IMPROVEMENT -
330 The executive proposed capital budget and program for 2010-2015 is incorporated in this
331 ordinance as Attachment F to Ordinance 16717. The executive is hereby authorized to
332 execute any utility easements, bill of sale or related documents necessary for the
333 provision of utility services to the capital projects described in Attachment F to
334 Ordinance 16717, but only if the documents are reviewed and approved by the custodial
335 agency, the real estate services division, and the prosecuting attorney's office. Consistent
336 with the requirements of the Growth Management Act, Attachment F to this ordinance
337 was reviewed and evaluated according to the King County Comprehensive Plan. Any

338 project slated for bond funding will be reimbursed by bond proceeds if the project incurs
339 expenditures before the bonds are sold.

340 From the major maintenance capital fund there is hereby appropriated and
341 authorized to be disbursed the following amounts for the specific projects identified in
342 Attachment F to Ordinance 16717.

343	Fund	Fund Name	2010
344	3810	SW CAP EQUIP REPLACEMENT	\$0
345	3831	ENVIRONMENTAL RESERVES - INVESTIGATIONS	\$0
346	3901	SOLID WASTE CONSTRUCTION	\$0
347	3910	LANDFILL RESERVE FUND	\$0
348		TOTAL	\$0

349 ER1 EXPENDITURE RESTRICTION:

350 Of the appropriation for CIP Project 003143, South King County Recycling and
351 Transfer Station, \$28,000 shall be expended solely for support of independent oversight
352 on the project to be provided by the King County auditor's office.

353 ER2 EXPENDITURE RESTRICTION:

354 Of the appropriation for CIP Project 003166, NE Lake Washington Recycling and
355 Transfer Station, \$28,000 shall be expended solely for support of independent oversight
356 on the project to be provided by the King County auditor's office.

357 ER3 EXPENDITURE RESTRICTION:

358 Of the appropriation for CIP Project 003168, Factoria Recycling and Transfer
359 Station, \$28,000 shall be expended solely for support of independent oversight on the
360 project to be provided by the King County auditor's office.

361 SECTION 24. Ordinance 16717, Section 135, as amended, is hereby amended by
362 adding thereto and inserting therein the following:

363 EQUIPMENT RENTAL AND REVOLVING - From the equipment rental and
364 revolving fund there is hereby appropriated to:

365 Equipment rental and revolving	\$304,300
---	-----------

366 SECTION 25. Ordinance 16717, Section 142, as amended, is hereby amended to
367 read as follows:


368 **Adoption of 2010 Budget Detail Spending Plan.** The 2010 Budget Detail
369 Spending Plan as set forth in (~~Attachment K to this ordinance~~) Attachment C to this
370 ordinance is hereby adopted pursuant to K.C.C. 4.04.040A.2.c. Any recommended
371 changes to the spending plan shall be transmitted by the executive as part of the quarterly

372 management and budget report and shall accompany any request for quarterly
373 supplemental appropriations.
374


Ordinance 17001 was introduced on 11/22/2010 and passed by the Metropolitan King County Council on 12/13/2010, by the following vote:

Yes: 9 - Mr. Phillips, Mr. von Reichbauer, Mr. Gossett, Ms. Hague,
Ms. Patterson, Ms. Lambert, Mr. Ferguson, Mr. Dunn and Mr.
McDermott
No: 0
Excused: 0


KING COUNTY COUNCIL
KING COUNTY, WASHINGTON


Robert W. Ferguson, Chair

ATTEST:


Anne Noris, Clerk of the Council

APPROVED this 21st day of December, 2010.


for Dow Constantine, County Executive

RECEIVED
2010 DEC 22 PM 4:11
KING COUNTY COUNCIL CLERK

Attachments: A. General Government Capital Improvement Program, dated Dec. 7, 2010, B. Surface Water Capital Improvement Program, dated Dec. 7, 2010, C. Budget Detail Spending Plan, dated Dec. 7, 2010

Attachment A: General Government Capital Improvement Program, dated Dec. 7, 2010

	2010	2011	2012	2013	2014	2015	2010 - 2015
3220/Housing Opportunity Acquisition							
333900 Homeless Housing and Services Fund	134,716						134,716
Total Fund 3220	134,716						134,716
3461/Regional Justice Center Projects Fund							
346105 TRANSFER TO 3951	469,720						469,720
Total Fund 3461	469,720						469,720
3691/Transfer of Development Rights Credit Program							
369099 TDR PROGRAM SUPPORT	(34,385)						(34,385)
Total Fund 3691	(34,385)						(34,385)
3791/HMC/MEI 2000 Projects Fund							
379005 Demolition	5,160,000						5,160,000
Total Fund 3791	5,160,000						5,160,000
3951/Building Repair & Replacement							
395023 KCCF Fixtures	469,720						469,720
Total Fund 3951	469,720						469,720
Total General Government							6,199,771
Surface Water Management							685,300
Grand Total							6,885,071

Attachment B: Surface Water Management Capital Improvement Program, dated Dec. 7, 2010

		<u>2010</u>	<u>2011</u>	<u>2012</u>	<u>2013</u>	<u>2014</u>	<u>2015</u>	Total 2010 - 2015
-	3292/Surface Water Management CIP Non-Bond							
	P21000 Neighborhood Drainage & Water Quality	76,000						76,000
	P30000 Ecological Restore and Protect	109,300						109,300
	Total Fund 3292	185,300	-	-	-	-	-	185,300
	3522/Open Space Non-Bond County Projects							
	352345 East Cities Transportation	500,000						500,000
	Total Fund 3522	500,000						500,000
	Total Attachment B	685,300						

Attachment C: Budget Detail Spending Plan, dated Dec. 7, 2010

ORD	SECTION	SECTION NAME	2010/2011 ADOPTED SECTION K1		TOTAL OF SUPPLEMENTALS AS OF NOVEMBER 4, 2010		2ND OMNIBUS		TOTAL TO DATE	
			EXP	FTEs	EXP	FTEs	EXP	FTEs	EXP	FTEs
GF	8	0010 COUNTY COUNCIL								
		0010.1041 COUNCIL INTERFUND TRANSFERS	(292,956)	9.00	-	-	-	-	(292,956)	9.00
		0010.6661 COUNCIL DISTRICT 1	627,850	6.00	-	-	-	-	627,850	6.00
		0010.6662 COUNCIL DISTRICT 2	627,850	5.00	-	-	-	-	627,850	5.00
		0010.6663 COUNCIL DISTRICT 3	627,850	5.50	-	-	-	-	627,850	5.50
		0010.6664 COUNCIL DISTRICT 4	627,850	5.00	-	-	-	-	627,850	5.00
		0010.6665 COUNCIL DISTRICT 5	627,850	5.00	-	-	-	-	627,850	5.00
		0010.6666 COUNCIL DISTRICT 6	627,850	5.00	-	-	-	-	627,850	5.00
		0010.6667 COUNCIL DISTRICT 7	627,850	6.00	-	-	-	-	627,850	6.00
		0010.6668 COUNCIL DISTRICT 8	627,850	5.00	-	-	-	-	627,850	5.00
		0010.6669 COUNCIL DISTRICT 9	627,850	5.50	-	-	-	-	627,850	5.50
		COUNTY COUNCIL Total	5,357,694	57.00	-	-	-	-	5,357,694	57.00
9	0010	COUNCIL ADMINISTRATION								
		0020.1043 COUNCIL ADMINISTRATION ANALYTICAL STAFF	3,087,446	30.00	-	-	-	-	3,087,446	30.00
		0020.1046 COUNCIL ADMINISTRATIVE AND LEGAL SUPPORT	5,273,954	24.10	(23,112)	-	(20,000)	-	5,230,842	24.10
		COUNCIL ADMINISTRATION Total	8,361,400	54.10	(23,112)	-	(20,000)	-	8,318,288	54.10
10	0010	HEARING EXAMINER								
		0030 HEARING EXAMINER	608,059	5.00	(912)	-	-	-	607,147	5.00
		HEARING EXAMINER Total	608,059	5.00	(912)	-	-	-	607,147	5.00
11	0010	COUNTY AUDITOR								
		0040.1045 FINANCIAL AND PERFORMANCE AUDITS	1,592,932	13.20	-	-	-	-	1,592,932	13.20
		0040.6670 AUDITOR CAPITAL PROJECT OVERSIGHT	(16,802)	3.70	16,802	-	-	-	-	3.70
		COUNTY AUDITOR Total	1,576,130	16.90	16,802	-	-	-	1,592,932	16.90
12	0010	OMBUDSMAN/TAX ADVISOR								
		0050.1047 TAX ADVISOR	254,497	2.00	(2,801)	-	-	-	251,696	2.00
		0050.1048 OMBUDSMAN	892,059	8.00	4,378	-	20,000	-	916,437	8.00
		OMBUDSMAN/TAX ADVISOR Total	1,146,556	10.00	1,577	-	20,000	-	1,168,133	10.00
13	0010	KING COUNTY CIVIC TELEVISION								
		0060 KING COUNTY CIVIC TELEVISION	625,502	6.00	-	-	-	-	625,502	6.00
		KING COUNTY CIVIC TELEVISION Total	625,502	6.00	-	-	-	-	625,502	6.00
14	0010	BOARD OF APPEALS								
		0070 BOARD OF APPEALS	704,407	4.00	(2,291)	-	-	-	702,116	4.00
		BOARD OF APPEALS Total	704,407	4.00	(2,291)	-	-	-	702,116	4.00
15	0010	OFFICE OF LAW ENFORCEMENT OVERSIGHT								
		0085 OFFICE OF LAW ENFORCEMENT OVERSIGHT	357,042	4.00	-	-	-	-	357,042	4.00
		OFFICE OF LAW ENFORCEMENT OVERSIGHT Total	357,042	4.00	-	-	-	-	357,042	4.00
16	0010	OFFICE OF ECONOMIC AND FINANCIAL ANALYSIS								
		0087 OFFICE OF ECONOMIC AND FINANCIAL ANALYSIS	308,902	2.50	11,119	-	-	-	320,021	2.50

Attachment C: Budget Detail Spending Plan, dated Dec. 7, 2010

ORD	SECTION	SECTION NAME	2010/2011 ADOPTED SECTION K1			TOTAL OF SUPPLEMENTALS AS OF NOVEMBER 4, 2010			2ND OMNIBUS			TOTAL TO DATE		
			EXP	FTEs	FTEs	EXP	FTEs	FTEs	EXP	FTEs	EXP	FTEs		
		OFFICE OF ECONOMIC AND FINANCIAL ANALYSIS Total	308,902	2.50	-	11,119	-	-	-	-	320,021	2.50	-	
17	0010	COUNTY EXECUTIVE												
	0110	COUNTY EXECUTIVE	322,596	2.00	-	-	-	-	-	-	322,596	2.00	-	
		COUNTY EXECUTIVE Total	322,596	2.00	-	-	-	-	-	-	322,596	2.00	-	
18	0010	OFFICE OF THE EXECUTIVE												
	0120	OFFICE OF THE EXECUTIVE	3,635,504	23.00	-	(17,335)	-	-	-	-	3,618,169	23.00	-	
		OFFICE OF THE EXECUTIVE Total	3,635,504	23.00	-	(17,335)	-	-	-	-	3,618,169	23.00	-	
19	0010	OFFICE OF MANAGEMENT AND BUDGET												
	0140	OFFICE OF MANAGEMENT AND BUDGET	4,299,664	31.00	-	(4,637)	-	-	-	-	4,295,027	31.00	-	
		OFFICE OF MANAGEMENT AND BUDGET Total	4,299,664	31.00	-	(4,637)	-	-	-	-	4,295,027	31.00	-	
20	0010	FINANCE - GF												
	0150	FINANCE - GF	3,902,998	0.00	-	0	-	-	-	-	3,902,998	0.00	-	
		FINANCE - GF Total	3,902,998	0.00	-	0	-	-	-	-	3,902,998	0.00	-	
21	0010	OFFICE OF STRATEGIC PLANNING AND PERFORMANCE MANAGEMENT												
	0180	MANAGEMENT	3,587,019	25.00	-	(3,665)	-	-	-	-	3,583,354	25.00	-	
		OFFICE OF STRATEGIC PLANNING AND PERFORMANCE MANAGEMENT Total	3,587,019	25.00	-	(3,665)	-	-	-	-	3,583,354	25.00	-	
22	0010	SHERIFF												
	0200.1938	911 COMMUNICATIONS	9,839,222	99.50	-	(10,271)	-	-	-	-	9,850,263	99.50	-	
	0200.1943	SHERIFF ADMINISTRATION	32,381,807	147.50	-	850,163	-	-	-	21,312	33,294,061	147.50	-	
	0200.1954	FIELD OPERATIONS UNINCORPORATED	36,355,284	265.00	-	(551,932)	-	-	-	140,071	35,943,423	257.00	-	
	0200.8331	FIELD OPERATIONS CONTRACT SERVICES	26,504,532	211.00	-	290,449	-	-	-	105,458	26,900,439	213.80	-	
	0200.8340	SPECIAL OPERATIONS CONTRACT SERVICES	13,692,321	117.00	-	1,073,137	-	-	-	534,561	15,300,019	121.00	-	
	0200.8341	SPECIAL OPERATIONS CRITICAL INCIDENT RESPONSE	1,940,082	14.00	-	-	-	-	-	-	1,940,082	14.00	-	
	0200.8342	SPECIAL OPERATIONS PATROL SUPPORT	5,010,308	29.00	-	-	-	-	-	40,744	5,051,052	29.00	-	
	0200.8350	CRIMINAL INVESTIGATIONS MAJOR INVESTIGATIONS	8,360,952	61.00	-	(88,699)	-	-	-	21,228	8,293,481	60.00	-	
	0200.8360	COURT SECURITY AND SPECIAL INVESTIGATIONS	8,021,017	75.00	-	-	-	-	-	21,239	8,042,256	75.00	-	
		SHERIFF Total	142,105,525	1,019.00	-	1,562,847	-	-	-	946,704	144,615,076	1,016.80	-	
23	0010	DRUG ENFORCEMENT FORFEITS												
	0205	DRUG ENFORCEMENT FORFEITS	861,174	2.00	-	119,500	-	-	-	-	980,674	3.00	-	
		DRUG ENFORCEMENT FORFEITS Total	861,174	2.00	-	119,500	-	-	-	-	980,674	3.00	-	
24	0010	OFFICE OF EMERGENCY MANAGEMENT												
	0401	OFFICE OF EMERGENCY MANAGEMENT	1,315,793	4.00	-	(8,804)	-	-	-	-	1,306,989	4.00	-	
		OFFICE OF EMERGENCY MANAGEMENT Total	1,315,793	4.00	-	(8,804)	-	-	-	-	1,306,989	4.00	-	
25	0010	EXECUTIVE SERVICES - ADMINISTRATION												
	0417.9500	DES ADMINISTRATION	1,978,139	13.50	-	14,806	-	-	-	-	1,992,945	13.50	-	
	0417.9501	DES CIVIL RIGHTS	860,929	6.50	-	(1,758)	-	-	-	-	859,171	6.50	-	
		EXECUTIVE SERVICES - ADMINISTRATION Total	2,839,068	20.00	-	13,048	-	-	-	-	2,852,116	20.00	-	

Attachment C: Budget Detail Spending Plan, dated Dec. 7, 2010

ORD	SECTION	SECTION NAME	2010/2011 ADOPTED SECTION K1		TOTAL OF SUPPLEMENTALS AS OF NOVEMBER 4, 2010		2ND OMNIBUS		TOTAL TO DATE	
			EXP	FTEs	EXP	FTEs	EXP	FTEs	EXP	FTEs
26	0010	HUMAN RESOURCES MANAGEMENT								
		0420.3012M HUMAN RESOURCES SERVICES	3,137,578	15.00	-	-	-	-	3,130,377	15.00
		0420.3013M HUMAN RESOURCES CUSTOMER SERVICES	5,207,994	42.50	(7,201)	-	-	-	5,206,071	42.50
		HUMAN RESOURCES MANAGEMENT Total	8,345,572	57.50	(9,124)	-	-	-	8,336,448	57.50
27	0010	CABLE COMMUNICATIONS								
		0437 CABLE COMMUNICATIONS	329,641	1.00	-	-	-	-	329,641	1.00
		CABLE COMMUNICATIONS Total	329,641	1.00	-	-	-	-	329,641	1.00
28	0010	REAL ESTATE SERVICES								
		0440 REAL ESTATE SERVICES	3,667,343	27.00	-	-	-	-	3,730,968	27.00
		REAL ESTATE SERVICES Total	3,667,343	27.00	63,625	-	-	-	3,730,968	27.00
29	0010	SECURITY SCREENERS								
		0450 SECURITY SCREENERS	2,500,592	36.50	-	-	-	-	2,500,592	36.50
		SECURITY SCREENERS Total	2,500,592	36.50	-	-	-	-	2,500,592	36.50
30	0010	RECORDS AND LICENSING SERVICES								
		0470.1437 RECORDS MANAGEMENT MAIL SERVICES	1,407,428	12.50	-	-	-	-	1,404,981	12.50
		0470.1530 RALS ANIMAL CARE AND CONTROL	3,398,246	40.60	(2,447)	-	-	-	6,457,017	43.50
		0470.1550 RALS RECORDS AND LICENSING SERVICES	5,313,106	54.73	3,058,771	2.90	-	-	5,384,042	55.73
		0470.8434 RALS ADMINISTRATION	809,292	6.00	70,936	1.00	-	-	869,292	6.00
		RECORDS AND LICENSING SERVICES Total	10,928,072	113.83	3,187,260	3.90	-	-	14,115,332	117.73
31	0010	PROSECUTING ATTORNEY								
		0500.5028 PAO ADMINISTRATIVE DIVISION	7,101,146	18.00	-	-	-	-	6,627,610	18.00
		0500.8570 CRIMINAL DIVISION ECONOMIC CRIMES	3,344,042	30.60	(473,536)	-	-	-	3,344,042	30.60
		0500.8571 CRIMINAL DIVISION SPECIAL VICTIMS	1,739,740	24.30	-	-	-	-	1,739,740	24.30
		0500.8572 CRIMINAL DIVISION VIOLENT CRIMES	18,193,460	170.00	-	-	-	-	18,193,460	170.00
		0500.8573 CRIMINAL DIVISION JUVENILE	3,098,102	36.20	-	-	-	-	3,098,102	36.20
		0500.8574 CRIMINAL DIVISION DISTRICT COURT	2,007,812	21.90	-	-	-	-	2,007,812	21.90
		0500.8575 CRIMINAL DIVISION APPELLATE	1,697,153	13.00	-	-	-	-	1,697,153	13.00
		0500.8576 CRIMINAL DIVISION ADMINISTRATION	1,744,392	15.00	-	-	-	-	1,744,392	15.00
		0500.8577 CIVIL DIVISION LITIGATION	6,239,908	52.40	-	-	-	-	6,239,908	52.40
		0500.8578 CIVIL DIVISION PROPERTY/ENVIRONMENT	2,331,716	18.00	-	-	-	-	2,331,716	18.00
		0500.8905 CIVIL DIVISION GENERAL COUNTY SERVICES	2,489,590	18.00	-	-	-	-	2,489,590	18.00
		0500.8906 FAMILY SUPPORT	6,428,103	65.40	-	-	-	-	6,428,103	65.40
		PROSECUTING ATTORNEY Total	56,415,164	482.80	(473,536)	-	-	-	55,941,628	482.80
32	0010	PROSECUTING ATTORNEY ANTIPROFITEERING								
		0501 PROSECUTING ATTORNEY ANTIPROFITEERING	119,897	0.00	-	-	-	-	119,897	0.00
		PROSECUTING ATTORNEY ANTIPROFITEERING Total	119,897	0.00	-	-	-	-	119,897	0.00
33	0010	SUPERIOR COURT								
		0510.6435 SC ADMINISTRATION	4,881,718	33.50	-	-	-	-	5,311,003	33.50

Attachment C: Budget Detail Spending Plan, dated Dec. 7, 2010

ORD	SECTION	SECTION NAME	2010/2011 ADOPTED SECTION K1		TOTAL OF SUPPLEMENTALS AS OF NOVEMBER 4, 2010		2ND OMNIBUS		TOTAL TO DATE	
			EXP	FTEs	EXP	FTEs	EXP	FTEs	EXP	FTEs
	0510.6442	COURT OPERATIONS CIVIL & CRIMINAL SUPPORT SERVICES	13,443,744	111.70	(147,086)	-	-	-	13,296,658	111.70
	0510.6458	COURT OPERATIONS INTERPRETERS	1,031,095	7.50	(1,288)	-	-	-	1,029,807	7.50
	0510.6478	COURT OPERATIONS JURY SERVICES	2,717,332	5.00	(8,877)	-	-	-	2,708,455	5.00
	0510.6481	FAMILY COURT DEPENDENCY CASA	1,661,258	17.35	-	-	-	-	1,661,258	17.35
	0510.6483	FAMILY COURT SUPPORT SERVICES	3,374,657	38.25	(18,524)	-	-	-	3,356,133	38.25
	0510.6491	JUVENILE COURT SUPPORT	1,549,751	17.60	(6,240)	-	-	-	1,543,511	17.60
	0510.6498	JUVENILE COURT DIVERSION	509,129	4.00	-	-	-	-	509,129	4.00
	0510.6500	SC JUDICIAL FTES	6,262,584	64.80	-	-	-	-	6,262,584	64.80
	0510.6510	JUVENILE COURT PROBATION	7,279,513	77.75	0	0.40	-	-	7,279,513	78.15
		SUPERIOR COURT Total	42,710,781	377.45	247,270	0.40	-	-	42,958,051	377.85
34	0010	DISTRICT COURT								
	0530.6396	DC PROBATION DIVISION	1,746,613	18.00	-	-	-	-	1,746,613	18.00
	0530.6700	DC JUDICIAL FTES	4,057,933	25.70	-	-	-	-	4,057,933	25.70
	0530.6696	DC ADMINISTRATION	8,814,096	59.50	679,088	-	-	-	9,493,184	59.50
	0530.6697	DC OPERATIONS	11,624,417	149.25	-	-	-	-	11,624,417	149.25
		DISTRICT COURT Total	26,243,059	252.45	679,088	-	-	-	26,922,147	252.45
35	0010	ELECTIONS								
	0535.1421	ELECTIONS ADMINISTRATION	3,867,462	13.00	(2,410,823)	-	-	-	1,456,639	13.00
	0535.1422	ELECTIONS OPERATIONS	2,695,292	7.70	1,078,041	-	-	-	3,773,333	7.70
	0535.1423	BALLOT PROCESSING AND DELIVERY	915,881	13.00	-	-	-	-	915,881	13.00
	0535.1424	VOTER SERVICES	1,699,861	16.50	-	-	-	-	1,699,861	16.50
	0535.1425	ELECTIONS TECHNICAL SERVICES	1,736,416	12.80	-	-	-	-	1,736,416	12.80
	0535.1426	ELECTIONS SERVICES	7,525,859	0.00	87,750	-	-	-	7,613,609	0.00
		ELECTIONS Total	18,440,771	63.00	(1,245,032)	-	-	-	17,195,739	63.00
36	0010	JUDICIAL ADMINISTRATION								
	0540.6600	DJA ADMINISTRATION	4,730,330	22.50	(33,671)	-	-	-	4,696,659	22.50
	0540.6603	DJA SATELLITES	4,766,700	66.50	26,811	-	-	-	4,793,511	66.50
	0540.6606	DJA RECORDS & FINANCE	4,598,333	61.50	-	-	-	-	4,598,333	61.50
	0540.6609	DJA CASEFLOW	4,642,509	66.00	62,559	-	-	-	4,705,068	66.00
	0540.6611	DJA LAW LIBRARY	-	0.00	-	-	-	-	-	0.00
		JUDICIAL ADMINISTRATION Total	18,738,872	218.50	55,699	-	-	-	18,794,571	218.50
37	0010	STATE AUDITOR								
	0610	STATE AUDITOR	807,227	0.00	-	-	-	-	807,227	0.00
		STATE AUDITOR Total	807,227	0.00	-	-	-	-	807,227	0.00
38	0010	BOUNDARY REVIEW BOARD								
	0630	BOUNDARY REVIEW BOARD	328,012	2.00	(712)	-	-	-	327,300	2.00
		BOUNDARY REVIEW BOARD Total	328,012	2.00	(712)	-	-	-	327,300	2.00
39	0010	FEDERAL LOBBYING								
	0645	FEDERAL LOBBYING	368,000	0.00	-	-	-	-	368,000	0.00
		FEDERAL LOBBYING Total	368,000	0.00	-	-	-	-	368,000	0.00

Attachment C: Budget Detail Spending Plan, dated Dec. 7, 2010

ORD	SECTION	SECTION NAME	2010/2011 ADOPTED SECTION K1		TOTAL OF SUPPLEMENTALS AS OF NOVEMBER 4, 2010		2ND OMNIBUS		TOTAL TO DATE	
			EXP	FTEs	EXP	FTEs	EXP	FTEs	EXP	FTEs
40	0010	MEMBERSHIPS AND DUES								
		0650 MEMBERSHIPS AND DUES	426,757	0.00	-	-	229,038		655,795	0.00
		MEMBERSHIPS AND DUES Total	426,757	0.00	-	-	229,038		655,795	0.00
41	0010	EXECUTIVE CONTINGENCY								
		0655 EXECUTIVE CONTINGENCY	100,000	0.00	-	-	(100,000)	0.00	-	0.00
		EXECUTIVE CONTINGENCY Total	100,000	0.00	-	-	(100,000)	0.00	-	0.00
42	0010	INTERNAL SUPPORT								
		0656 INTERNAL SUPPORT	7,782,733	0.00	2,432,409	-	-	-	10,215,142	0.00
		INTERNAL SUPPORT Total	7,782,733	0.00	2,432,409	-	-	-	10,215,142	0.00
43	0010	ASSESSMENTS								
		0670.1597 ASM ADMINISTRATION	6,409,735	17.00	(27,535)	-	-	-	6,382,200	17.00
		0670.1601 ASM ACCOUNTING OPERATIONS	2,823,013	51.00	-	-	-	-	2,823,013	51.00
		0670.1606 ASM PROGRAM PLANNING	1,287,626	104.00	-	-	-	-	1,287,626	104.00
		0670.1612 PERSONAL PROPERTY APPRAISAL	678,395	17.00	-	-	-	-	678,395	17.00
		0670.1618 REAL PROPERTY APPRAISAL	8,819,411	35.00	-	-	-	-	8,819,411	35.00
		ASSESSMENTS Total	20,018,180	224.00	(27,535)	-	-	-	19,990,645	224.00
44	0010	HUMAN SERVICES GF TRANSFERS								
		0694 HUMAN SERVICES GF TRANSFERS	849,151	0.00	-	-	47,500	-	896,651	0.00
		HUMAN SERVICES GF TRANSFERS Total	849,151	0.00	-	-	47,500	-	896,651	0.00
45	0010	GENERAL GOVERNMENT GF TRANSFERS								
		0695 GENERAL GOVERNMENT GF TRANSFERS	940,893	0.00	-	-	-	-	940,893	0.00
		GENERAL GOVERNMENT GF TRANSFERS Total	940,893	0.00	-	-	-	-	940,893	0.00
46	0010	PUBLIC HEALTH AND EMERGENCY MEDICAL SERVICES GF TRANSFERS								
		0696 TRANSFERS	26,575,465	0.00	91,700	-	-	-	26,667,165	0.00
		PUBLIC HEALTH AND EMERGENCY MEDICAL SERVICES GF TRANSFERS Total	26,575,465	0.00	91,700	-	-	-	26,667,165	0.00
47	0010	PHYSICAL ENVIRONMENT GF TRANSFERS								
		0697 PHYSICAL ENVIRONMENT GF TRANSFERS	2,390,130	0.00	376,517	-	-	-	2,766,647	0.00
		PHYSICAL ENVIRONMENT GF TRANSFERS Total	2,390,130	0.00	376,517	-	-	-	2,766,647	0.00
48	0010	CIP GF TRANSFERS								
		0699 CIP GF TRANSFERS	8,826,034	0.00	2,461,492	-	-	-	11,287,526	0.00
		CIP GF TRANSFERS Total	8,826,034	0.00	2,461,492	-	-	-	11,287,526	0.00
49	0010	JAIL HEALTH SERVICES								
		0820.8124 PROVISION: JAIL HEALTH SHARED CLINICAL SERVICES	11,840,882	44.30	(62,000)	-	-	-	11,778,882	44.30
		0820.8125 PROVISION: JAIL HEALTH SITE-BASED CLINICAL SERVICES	12,821,942	109.90	-	-	-	-	12,821,942	109.90
		JAIL HEALTH SERVICES Total	24,662,824	154.20	(62,000)	-	-	-	24,600,824	154.20

Attachment C: Budget Detail Spending Plan, dated Dec. 7, 2010

ORD	SECTION	SECTION NAME	2010/2011 ADOPTED SECTION K1		TOTAL OF SUPPLEMENTALS AS OF NOVEMBER 4, 2010		2ND OMNIBUS		TOTAL TO DATE	
			EXP	FTEs	EXP	FTEs	EXP	FTEs	EXP	FTEs
50	0010	ADULT AND JUVENILE DETENTION								
		0910.7192 DAJD ADMINISTRATION	23,480,016	33.50	(601,630)	-	-	-	22,878,386	33.50
		0910.7545 DAJD JUVENILE DETENTION	15,938,215	156.50	(115,194)	-	-	-	15,823,021	156.50
		0910.7840 DAJD COMMUNITY CORRECTIONS	5,664,308	55.00	-	-	-	-	5,664,308	55.00
		0910.7855 SEATTLE KING COUNTY CORRECTIONAL FACILITY	50,752,702	457.93	-	-	700,000	0.00	51,452,702	457.93
		0910.7880 KENT MALENG REGIONAL JUSTICE CENTER	30,737,747	304.28	-	-	-	-	30,737,747	304.28
		<u>ADULT AND JUVENILE DETENTION Total</u>	128,572,988	1,007.21	(716,824)	-	700,000	0.00	128,556,164	1,007.21
51	0010	OFFICE OF THE PUBLIC DEFENDER								
		0950.2300 OPD DIRECT SERVICES AND ADMINISTRATION	2,728,710	19.75	(395)	-	-	-	2,728,315	19.75
		0950.6625 OPD LEGAL SERVICES SECTION	34,503,536	0.00	-	-	1,495,000	0.00	35,998,536	0.00
		<u>OFFICE OF THE PUBLIC DEFENDER Total</u>	37,232,246	19.75	(395)	-	1,495,000	0.00	38,726,851	19.75
52	0016	INMATE WELFARE - ADULT								
		0914 INMATE WELFARE - ADULT	922,144	0.00	-	-	-	-	922,144	0.00
		<u>INMATE WELFARE - ADULT Total</u>	922,144	0.00	-	-	-	-	922,144	0.00
53	0016	INMATE WELFARE - JUVENILE								
		0915 INMATE WELFARE - JUVENILE	6,900	0.00	-	-	-	-	6,900	0.00
		<u>INMATE WELFARE - JUVENILE Total</u>	6,900	0.00	-	-	-	-	6,900	0.00
GF Total			629,164,481	4,322.89	8,724,039	3.10	3,318,242	0.00	641,206,762	4,325.79
NON	54	1040 SOLID WASTE POST-CLOSURE LANDFILL MAINTENANCE								
		0715 SOLID WASTE POST-CLOSURE LANDFILL MAINTENANCE	3,781,330	1.00	-	-	-	-	3,781,330	1.00
		<u>SOLID WASTE POST-CLOSURE LANDFILL MAINTENANCE Total</u>	3,781,330	1.00	-	-	-	-	3,781,330	1.00
55	1050	RIVER IMPROVEMENT								
		0740 RIVER IMPROVEMENT	15,000	0.00	-	-	-	-	15,000	0.00
		<u>RIVER IMPROVEMENT Total</u>	15,000	0.00	-	-	-	-	15,000	0.00
56	1060	VETERANS SERVICES								
		0480 VETERANS SERVICES	2,780,173	9.00	-	-	-	-	2,780,173	9.00
		<u>VETERANS SERVICES Total</u>	2,780,173	9.00	-	-	-	-	2,780,173	9.00
57	1070	DEVELOPMENTAL DISABILITIES								
		0920.9250 DD EARLY INTERVENTION	6,971,066	3.00	-	-	-	-	6,971,066	3.00
		0920.9260 DD COMMUNITY, YOUTH & ADULT SERVICES	19,629,959	13.00	(1,898)	-	-	-	19,628,061	13.00
		<u>DEVELOPMENTAL DISABILITIES Total</u>	26,601,025	16.00	(1,898)	-	-	-	26,599,127	16.00
58	1070	COMMUNITY AND HUMAN SERVICES ADMINISTRATION								
		0935 COMMUNITY AND HUMAN SERVICES ADMINISTRATION	2,819,792	14.00	(4,535)	-	-	-	2,815,257	14.00
		<u>COMMUNITY AND HUMAN SERVICES ADMINISTRATION Total</u>	2,819,792	14.00	(4,535)	-	-	-	2,815,257	14.00
59	1080	RECORDER'S OPERATION AND MAINTENANCE								
		0471 RECORDER'S OPERATIONS AND MAINTENANCE	2,769,191	8.50	-	-	-	-	2,769,191	8.50
		<u>RECORDER'S OPERATION AND MAINTENANCE Total</u>	2,769,191	8.50	-	-	-	-	2,769,191	8.50

Attachment C: Budget Detail Spending Plan, dated Dec. 7, 2010

ORD	SECTION	SECTION NAME	2010/2011 ADOPTED SECTION K1		TOTAL OF SUPPLEMENTALS AS OF NOVEMBER 4, 2010		2ND OMNIBUS		TOTAL TO DATE	
			EXP	FTEs	EXP	FTEs	EXP	FTEs	EXP	FTEs
60	1110	ENHANCED-911								
	0431	ENHANCED-911	24,567,644	11.00	5,030,750	-	-	-	-	29,598,394
		ENHANCED-911 Total	24,567,644	11.00	5,030,750	-	-	-	-	29,598,394
61	1120	MHCADS - MENTAL HEALTH								
	0924.9800	MENTAL HEALTH CONTRACTS	171,413,105	58.50	(17,164)	(1.00)	-	-	-	171,395,941
	0924.9827	MENTAL HEALTH DIRECT SERVICE	9,847,547	38.00	5,164	-	-	-	-	9,852,711
		MHCADS - MENTAL HEALTH Total	181,260,652	96.50	(12,000)	(1.00)	-	-	-	181,248,652
62	1135	JUDICIAL ADMINISTRATION MIDD								
	0583	JUDICIAL ADMINISTRATION MIDD	1,410,471	10.50	-	-	-	-	-	1,410,471
		JUDICIAL ADMINISTRATION MIDD Total	1,410,471	10.50	-	-	-	-	-	1,410,471
63	1135	PROSECUTING ATTORNEY MIDD								
	0688	PROSECUTING ATTORNEY MIDD	899,137	5.25	205,686	2.60	-	-	-	1,104,823
		PROSECUTING ATTORNEY MIDD Total	899,137	5.25	205,686	2.60	-	-	-	1,104,823
64	1135	SUPERIOR COURT MIDD								
	0783	SUPERIOR COURT MIDD	914,997	10.20	165,000	2.30	-	-	-	1,079,997
		SUPERIOR COURT MIDD Total	914,997	10.20	165,000	2.30	-	-	-	1,079,997
65	1135	SHERIFF MIDD								
	0883	SHERIFF MIDD	186,746	2.00	-	-	-	-	-	186,746
		SHERIFF MIDD Total	186,746	2.00	-	-	-	-	-	186,746
66	1135	OFFICE OF PUBLIC DEFENDER MIDD								
	0983	OFFICE OF PUBLIC DEFENDER MIDD	1,404,222	0.00	290,982	-	-	-	-	1,695,204
		OFFICE OF PUBLIC DEFENDER MIDD Total	1,404,222	0.00	290,982	-	-	-	-	1,695,204
67	1135	DISTRICT COURT MIDD								
	0984	DISTRICT COURT MIDD	629,857	4.30	253,050	3.20	-	-	-	882,907
		DISTRICT COURT MIDD Total	629,857	4.30	253,050	3.20	-	-	-	882,907
68	1135	ADULT AND JUVENILE DETENTION MIDD								
	0985	ADULT AND JUVENILE DETENTION MIDD	406,000	0.00	-	-	-	-	-	406,000
		ADULT AND JUVENILE DETENTION MIDD Total	406,000	0.00	-	-	-	-	-	406,000
69	1135	JAIL HEALTH SERVICES MIDD								
	0986	JAIL HEALTH SERVICES MIDD	3,115,024	18.85	-	-	-	-	-	3,115,024
		JAIL HEALTH SERVICES MIDD Total	3,115,024	18.85	-	-	-	-	-	3,115,024
70	1135	MENTAL HEALTH AND SUBSTANCE ABUSE MIDD								
	0987	MENTAL HEALTH AND SUBSTANCE ABUSE MIDD	4,900,207	1.90	-	-	-	-	-	4,900,207
		MENTAL HEALTH AND SUBSTANCE ABUSE MIDD Total	4,900,207	1.90	-	-	-	-	-	4,900,207

Attachment C: Budget Detail Spending Plan, dated Dec. 7, 2010

ORD	SECTION	SECTION NAME	2010/2011 ADOPTED SECTION K1		TOTAL OF SUPPLEMENTALS AS OF NOVEMBER 4, 2010		2ND OMNIBUS		TOTAL TO DATE	
			EXP	FTEs	EXP	FTEs	EXP	FTEs	EXP	FTEs
71	1135	MENTAL ILLNESS AND DRUG DEPENDENCY								
	0890.9863	MIDD OPERATING	38,670,051	10.75	(898,564)	-	-	-	37,771,487	13.75
	0890.9886	MIDD HOUSING CAPITAL	-	0.00	-	3.00	-	-	-	0.00
		MENTAL ILLNESS AND DRUG DEPENDENCY Total	38,670,051	10.75	(898,564)	3.00	-	-	37,771,487	13.75
72	1141	VETERANS AND FAMILY LEVY								
	0117.9759	VETERANS LEVY OPERATING	10,973,841	12.00	-	-	-	-	10,973,841	12.00
	0117.9770	VETERANS LEVY CAPITAL	1,311,387	0.00	-	-	-	-	1,311,387	0.00
		VETERANS AND FAMILY LEVY Total	12,285,228	12.00	-	-	-	-	12,285,228	12.00
73	1142	HUMAN SERVICES LEVY								
	0118.9775	HUMAN SERVICES LEVY OPERATING	11,611,714	4.50	-	-	-	-	11,611,714	4.50
	0118.9786	HUMAN SERVICES LEVY CAPITAL	2,562,465	0.00	-	-	195,933	0.00	2,562,465	0.00
		HUMAN SERVICES LEVY Total	14,174,179	4.50	-	-	195,933	0.00	14,370,112	4.50
74	1170	CULTURAL DEVELOPMENT AUTHORITY								
	0301	CULTURAL DEVELOPMENT AUTHORITY	11,889,836	0.00	-	-	-	-	11,889,836	0.00
		CULTURAL DEVELOPMENT AUTHORITY Total	11,889,836	0.00	-	-	-	-	11,889,836	0.00
75	1190	EMERGENCY MEDICAL SERVICES								
	0630.5803	PROVISION: BLS PROVIDER SERVICES	15,033,805	0.00	-	-	-	-	15,033,805	0.00
	0630.5806	PROVISION: ALS PROVIDER SERVICES	35,675,256	81.28	-	-	-	-	35,675,256	81.28
	0630.8800	PROVISION: EMS CONTINGENCY RESERVES	7,564,869	3.84	-	-	-	-	7,564,869	3.84
	0630.8802	PROVISION: EMS REGIONAL SUPPORT SERVICES	6,854,788	32.37	-	-	-	-	6,854,788	32.37
	0630.8803	PROVISION: EMS INITIATIVES	1,456,856	2.50	-	-	-	-	1,456,856	2.50
		EMERGENCY MEDICAL SERVICES Total	66,585,574	119.99	-	-	-	-	66,585,574	119.99
76	1210	WATER AND LAND RESOURCES SHARED SERVICES								
	0741.2700	WLR SHARED SERVICES ADMINISTRATION	8,037,526	34.90	(24,042)	(1.60)	-	-	8,013,484	33.30
	0741.3200	WLR REGIONAL AND SCIENCE SERVICES	7,529,522	51.03	15,000	-	306,702	0.00	7,851,224	51.03
	0741.4210M	WLR ENVIRONMENTAL LABORATORY	7,388,223	69.52	-	-	-	-	7,388,223	69.52
	0741.4820M	WLR LOCAL HAZARDOUS WASTE	4,109,898	28.67	-	-	-	-	4,109,898	28.67
		WATER AND LAND RESOURCES SHARED SERVICES Total	27,065,169	184.12	(9,042)	(1.60)	306,702	0.00	27,362,829	182.52
77	1211	LOCAL SWM SERVICES								
	0845.6915	SWM TRANSFER TO CIP	5,451,115	0.00	(100,000)	-	-	-	5,351,115	0.00
	0845.6958	SWM CENTRAL SERVICES	7,539,518	1.50	140,239	-	-	-	7,679,757	1.50
	0845.6959	SWM RURAL PROGRAMS	2,629,997	46.00	11,000	-	29,600	0.00	2,670,597	46.00
	0845.6961	SWM OPERATING	7,427,222	59.90	(250,000)	-	115,000	0.00	7,292,222	59.90
		LOCAL SWM SERVICES Total	23,047,852	107.40	(198,761)	-	144,600	0.00	22,993,691	107.40
78	1220	AUTOMATED FINGERPRINT IDENTIFICATION SYSTEM								
	0208	AUTOMATED FINGERPRINT IDENTIFICATION SYSTEM	19,543,153	96.00	(34,289)	-	-	-	19,508,864	96.00
		AUTOMATED FINGERPRINT IDENTIFICATION SYSTEM Total	19,543,153	96.00	(34,289)	-	-	-	19,508,864	96.00
79	1240	CITIZEN COUNSELOR NETWORK								

Attachment C: Budget Detail Spending Plan, dated Dec. 7, 2010

ORD	SECTION	SECTION NAME	2010/2011 ADOPTED SECTION K1		TOTAL OF SUPPLEMENTALS AS OF NOVEMBER 4, 2010		2ND OMNIBUS		TOTAL TO DATE	
			EXP	FTEs	EXP	FTEs	EXP	FTEs	EXP	FTEs
	0506	CITIZEN COUNCILOR NETWORK	137,098	1.10	-	-	-	-	137,098	1.10
		CITIZEN COUNSELOR NETWORK Total	137,098	1.10	-	-	-	-	137,098	1.10
80		MHCADS - ALCOHOLISM AND SUBSTANCE ABUSE								
	0960.9837	SUBSTANCE ABUSE CONTRACTS	26,878,448	24.50	-	-	-	-	26,878,448	24.50
	0960.9855	SUBSTANCE ABUSE DIRECT SERVICE	1,487,208	16.40	-	(1.00)	-	-	1,487,208	15.40
		MHCADS - ALCOHOLISM AND SUBSTANCE ABUSE Total	28,365,656	40.90	-	(1.00)	-	-	28,365,656	39.90
81		LOCAL HAZARDOUS WASTE								
	0860	LOCAL HAZARDOUS WASTE	14,293,130	0.00	-	-	-	-	14,293,130	0.00
		LOCAL HAZARDOUS WASTE Total	14,293,130	0.00	-	-	-	-	14,293,130	0.00
82		YOUTH SPORTS FACILITIES GRANTS								
	0355	YOUTH SPORTS FACILITIES GRANT	615,352	1.00	-	-	-	-	615,352	1.00
		YOUTH SPORTS FACILITIES GRANTS Total	615,352	1.00	-	-	-	-	615,352	1.00
83		NOXIOUS WEED CONTROL PROGRAM								
	0384	NOXIOUS WEED CONTROL PROGRAM	1,727,817	12.84	-	-	178,823	0.00	1,906,640	12.84
		NOXIOUS WEED CONTROL PROGRAM Total	1,727,817	12.84	-	-	178,823	0.00	1,906,640	12.84
84		DEVELOPMENT AND ENVIRONMENTAL SERVICES								
	0325.3400	DDES DIRECTOR'S OFFICE	836,170	8.00	-	-	-	-	836,170	8.00
	0325.3408	DDES ADMINISTRATIVE SERVICES	7,408,099	20.00	(54,088)	-	-	-	7,354,031	20.00
	0325.3424	DDES BUILDING SERVICES	5,004,100	46.50	200,000	-	-	-	5,204,100	46.50
	0325.3427	DDES FIRE MARSHAL	945,326	8.00	-	-	-	-	945,326	8.00
	0325.3450	DDES LAND USE SERVICES	7,700,290	65.00	(200,000)	-	-	-	7,500,290	65.00
		DEVELOPMENT AND ENVIRONMENTAL SERVICES Total	21,893,985	147.50	(54,088)	-	-	-	21,839,917	147.50
85		TIGER MOUNTAIN LAWSUIT SETTLEMENT								
	0505	TIGER MOUNTAIN COMMUNITY FUND RESERVE ACCOUNT	20,000	0.00	-	-	-	-	20,000	0.00
		TIGER MOUNTAIN LAWSUIT SETTLEMENT Total	20,000	0.00	-	-	-	-	20,000	0.00
86		OMB/DUNCAN/ROBERTS LAWSUIT ADMINISTRATION								
	0091	OMB/DUNCAN/ROBERTS LAWSUIT ADMINISTRATION	243,059	0.00	-	-	-	-	243,059	0.00
		OMB/DUNCAN/ROBERTS LAWSUIT ADMINISTRATION Total	243,059	0.00	-	-	-	-	243,059	0.00
87		OMB/2006 FUND								
	0904	OMB/2006 FUND	250,000	0.00	-	-	-	-	250,000	0.00
		OMB/2006 FUND Total	250,000	0.00	-	-	-	-	250,000	0.00
88		CHILDREN AND FAMILY SERVICES TRANSFERS TO COMMUNITY AND HUMAN SERVICES								
	0887	HUMAN SERVICES	1,626,371	0.00	-	-	-	-	1,626,371	0.00
		CHILDREN AND FAMILY SERVICES TRANSFERS TO COMMUNITY AND HUMAN SERVI	1,626,371	0.00	-	-	-	-	1,626,371	0.00
89		CHILDREN AND FAMILY SERVICES COMMUNITY SERVICES - OPERATING								
	0888.8400	CFS DIVISION ADMINISTRATION	1,796,302	10.50	70,117	-	-	-	1,866,419	10.50

Attachment C: Budget Detail Spending Plan, dated Dec. 7, 2010

ORD	SECTION	SECTION NAME	2010/2011 ADOPTED SECTION K1		TOTAL OF SUPPLEMENTALS AS OF NOVEMBER 4, 2010		2ND OMNIBUS		TOTAL TO DATE	
			EXP	FTEs	EXP	FTEs	EXP	FTEs	EXP	FTEs
	0888.8410	CFS COMMUNITY SERVICES	3,643,106	6.00	(9,507)	-	47,500	6.00	3,681,099	6.00
		CHILDREN AND FAMILY SERVICES COMMUNITY SERVICES - OPERATING Total	5,439,408	16.50	60,610	-	47,500	6.00	5,547,518	16.50
90	1451	PARKS AND RECREATION								
	0640.8640	PARKS MAINTENANCE	11,531,710	93.51	-	-	-	-	11,531,710	93.51
	0640.8700	PARKS ADMINISTRATION, CAPITAL AND BUSINESS PLANNING	9,549,811	31.50	(86,975)	-	-	-	9,462,836	31.50
	0640.8720	PARKS AND RECREATION RPPR	6,743,741	45.98	-	-	-	-	6,743,741	45.98
		PARKS AND RECREATION Total	27,825,262	170.99	(86,975)	-	-	-	27,738,287	170.99
91	1452	EXPANSION LEVY								
	0641	EXPANSION LEVY	18,424,234	0.00	-	-	-	-	18,424,234	0.00
		EXPANSION LEVY Total	18,424,234	0.00	-	-	-	-	18,424,234	0.00
92	1561	KING COUNTY FLOOD CONTROL CONTRACT								
	0561	KING COUNTY FLOOD CONTROL CONTRACT	35,587,657	34.00	37,015,636	-	-	-	72,603,293	34.00
		KING COUNTY FLOOD CONTROL CONTRACT Total	35,587,657	34.00	37,015,636	-	-	-	72,603,293	34.00
93	1800	PUBLIC HEALTH								
	0800.8026	ORG ATTRIBUTES: CROSS-CUTTING BUSINESS SERVICES	(1,938,414)	145.86	96,662	-	-	-	(1,839,752)	145.86
	0800.8027	PROTECTION: PREPAREDNESS	4,559,310	23.00	-	-	-	-	4,559,310	23.00
	0800.8030	PROVISION: EMS GRANTS	1,292,034	5.50	-	-	-	-	1,292,034	5.50
	0800.8034	PREVENTION	7,802,563	34.08	12,661,938	-	-	-	20,464,501	34.08
	0800.8036	PROTECTION: INFECTIOUS DISEASE PREVENTION AND CONTROL	30,580,724	118.70	6,940	-	-	-	30,587,664	118.70
	0800.8041	PROVISION: REGIONAL AND COMMUNITY BASED PROGRAMS	35,219,934	64.35	-	-	-	-	35,219,934	64.35
	0800.8049	ORG ATTRIBUTES: REGIONAL AND CROSS-CUTTING SERVICES	17,686,643	86.33	(158,431)	-	-	-	17,528,212	86.33
	0800.8067	PROTECTION: ENVIRONMENTAL HEALTH FIELD BASED SERVICES	20,930,491	147.00	94,748	(2.00)	-	-	21,025,239	145.00
	0800.8078	PROVISION: PUBLIC HEALTH CENTER BASED SERVICES	75,201,952	595.68	-	-	-	-	75,201,952	595.68
	0800.8114	PROMOTION: REGIONAL AND COMMUNITY BASED PROGRAMS	602,483	4.00	-	-	-	-	602,483	4.00
	0800.8184	PROTECTION: REGIONAL AND COMMUNITY BASED PROGRAMS	1,102,785	6.50	-	-	-	-	1,102,785	6.50
		PUBLIC HEALTH Total	193,042,505	1,231.00	12,701,857	(2.00)	-	-	205,744,362	1,229.00
94	1800	MEDICAL EXAMINER								
	0810	MEDICAL EXAMINER	4,461,662	26.59	62,081	-	-	-	4,523,743	26.59
		MEDICAL EXAMINER Total	4,461,662	26.59	62,081	-	-	-	4,523,743	26.59
95	1820	INTER-COUNTY RIVER IMPROVEMENT								
	0760	INTER-COUNTY RIVER IMPROVEMENT	50,000	0.00	-	-	-	-	50,000	0.00
		INTER-COUNTY RIVER IMPROVEMENT Total	50,000	0.00	-	-	-	-	50,000	0.00
96	2140	GRANTS								
	2140	GRANTS	32,306,755	73.80	-	-	27,333,502	0.00	59,640,257	73.80
		GRANTS Total	32,306,755	73.80	-	-	27,333,502	0.00	59,640,257	73.80
97	2163	ARRA BYRNE JUSTICE ASSISTANCE GRANT								
	0917	2009 ARRA BYRNE JUSTICE ASSISTANCE GRANT	1,179,446	0.00	-	-	-	-	1,179,446	0.00
		2009 ARRA BYRNE JUSTICE ASSISTANCE GRANT Total	1,179,446	0.00	-	-	-	-	1,179,446	0.00

Attachment C: Budget Detail Spending Plan, dated Dec. 7, 2010

ORD	SECTION	SECTION NAME	2010/2011 ADOPTED SECTION K1		TOTAL OF SUPPLEMENTALS AS OF NOVEMBER 4, 2010		2ND OMNIBUS		TOTAL TO DATE	
			EXP	FTEs	EXP	FTEs	EXP	FTEs	EXP	FTEs
98	2164	BYRNE JUSTICE ASSISTANCE FFY09 GRANT 0518 BYRNE JUSTICE ASSISTANCE FFY 09 GRANT BYRNE JUSTICE ASSISTANCE FFY09 GRANT Total	279,502	0.00	-	-	-	-	279,502	0.00
99	2240	WORK TRAINING PROGRAMS 0936.6800 YOUTH TRAINING PROGRAMS 0936.6810 ADULT TRAINING PROGRAMS WORK TRAINING PROGRAMS Total	7,026,883 5,056,005 12,082,888	34.78 21.00 55.78	(199) (1,152) (1,351)	- - -	- - -	- - -	7,026,684 5,054,853 12,081,537	34.78 21.00 55.78
100	2460	FEDERAL HOUSING AND COMMUNITY DEVELOPMENT 0350.0356 CDBG 0350.0390 HOME 0350.0391 OTHER HOUSING & COMMUNITY DEVELOPMENT FEDERAL HOUSING AND COMMUNITY DEVELOPMENT Total	6,726,901 4,592,200 9,949,309 21,268,410	0.00 0.00 34.50 34.50	30,518 (4,825) (27,770) (2,077)	- - - -	- - - -	6,374,696 5,081,462 13,338,319 24,794,477	13,132,115 9,668,837 23,259,858 46,060,810	0.00 0.00 0.00 34.50
101	4040	NATURAL RESOURCES AND PARKS ADMINISTRATION 0381.3115 DNRP PUBLIC OUTREACH 0381.3124 DNRP POLICY DIRECTION AND NEW INITIATIVES 0381.7070 DNRP ADMINISTRATION NATURAL RESOURCES AND PARKS ADMINISTRATION Total	562,582 1,371,904 4,205,001 6,139,487	5.00 20.00 20.00 34.60	- 32,296 30,000 62,296	- - - -	- - - -	562,582 1,404,200 4,235,001 6,201,783	5.00 9.60 20.00 34.60	
102	4040	SOLID WASTE 0720.1453 SOLID WASTE DIVISION SERVICES 0720.1455 SOLID WASTE ENGINEERING 0720.7071 SOLID WASTE OPERATIONS 0720.7072 RECYCLING AND ENVIRONMENTAL SERVICES SOLID WASTE Total	31,167,476 5,483,456 48,345,492 8,840,138 93,836,562	54.80 35.70 286.47 24.75 401.72	53,102 - 355,000 408,102	- - - -	- - - -	31,220,578 5,483,456 48,345,492 9,195,138 94,244,664	54.80 35.70 286.47 24.75 401.72	
103	4501	RADIO COMMUNICATION SERVICES (800 MHZ) 0213 RADIO COMMUNICATION SERVICES (800 MHZ) RADIO COMMUNICATION SERVICES (800 MHZ) Total	2,888,969 2,888,969	14.00 14.00	- -	- -	574,189 574,189	3,463,158 3,463,158	14.00 14.00	
104	4531	I-NET OPERATIONS 0490 I-NET OPERATIONS I-NET OPERATIONS Total	3,406,106 3,406,106	8.00 8.00	- -	- -	- -	3,406,106 3,406,106	8.00 8.00	
105	4610	WASTEWATER TREATMENT 4000M.WB4 WTD ADMINISTRATION 4000M.WB4 WTD OPERATIONS 4000M.WB4 WTD ENVIRONMENTAL AND COMMUNITY SERVICES 4000M.WB4 WTD CAPITAL IMPROVEMENT PROJECTS PLANNING AND DELIVERY 4000M.WB4 WTD BRIGHTWATER WASTEWATER TREATMENT Total	38,835,540 58,735,069 10,623,516 613,812 65,000 108,872,937	60.00 308.00 64.00 140.70 21.00 593.70	(1,105,081) (1,943) 190,000 320,832 118,546 (477,646)	- - - - -	0 0 0 0 0	37,730,459 58,733,126 10,813,516 934,644 183,546 108,395,291	60.00 308.00 64.00 140.70 21.00 593.70	
106	5420	SAFETY AND CLAIMS MANAGEMENT								

Attachment C: Budget Detail Spending Plan, dated Dec. 7, 2010

ORD	SECTION	SECTION NAME	2010/2011 ADOPTED SECTION K1		TOTAL OF SUPPLEMENTALS AS OF NOVEMBER 4, 2010		2ND OMNIBUS		TOTAL TO DATE	
			EXP	FTEs	EXP	FTEs	EXP	FTEs	EXP	FTEs
	0666	SAFETY AND CLAIMS MANAGEMENT	35,685,728	29.00	-	-	-	-	35,685,728	29.00
		SAFETY AND CLAIMS MANAGEMENT Total	35,685,728	29.00					35,685,728	29.00
107	5450	FINANCE AND BUSINESS OPERATIONS								
	0138.6800M	FBOD DIRECTOR'S OFFICE AND SUPPORT	12,015,816	30.00	725,672	1.00	-	-	12,741,488	31.00
	0138.6810M	TREASURY	3,627,061	30.00	175,241	-	-	-	3,802,302	30.00
	0138.6820M	PROCUREMENT AND CONTRACT SERVICES	5,135,159	44.50	-	-	-	-	5,135,159	44.50
	0138.6830M	FINANCIAL MANAGEMENT	5,401,138	56.50	-	-	-	-	5,401,138	56.50
	0138.6850M	BENEFIT PAYROLL RETIREMENT OPERATIONS	4,141,043	34.50	-	-	-	-	4,141,043	34.50
		FINANCE AND BUSINESS OPERATIONS Total	30,320,217	195.50	900,913	1.00			31,221,130	196.50
108	5461	DES IT EQUIPMENT REPLACEMENT								
	0023	DES IT EQUIPMENT REPLACEMENT	468,272	0.00	-	-	-	-	468,272	0.00
		DES IT EQUIPMENT REPLACEMENT Total	468,272	0.00					468,272	0.00
109	5471	OFFICE OF INFORMATION RESOURCE MANAGEMENT								
	1550M	OFFICE OF INFORMATION RESOURCE MANAGEMENT	6,198,129	27.00	(37,658)	-	-	-	6,160,471	27.00
		OFFICE OF INFORMATION RESOURCE MANAGEMENT Total	6,198,129	27.00	(37,658)				6,160,471	27.00
110	5481	GEOGRAPHICAL INFORMATION SYSTEMS								
	3180M	GEOGRAPHICAL INFORMATION SYSTEMS	4,382,631	28.00	-	-	-	-	4,382,631	28.00
		GEOGRAPHICAL INFORMATION SYSTEMS Total	4,382,631	28.00					4,382,631	28.00
111	5500	EMPLOYEE BENEFITS								
	0429.3048M	BENEFITS ADMINISTRATION	8,270,188	12.00	(3,414)	-	-	-	8,266,774	12.00
	0429.3049M	INSURED BENEFITS	213,277,689	0.00	-	-	-	-	213,277,689	0.00
		EMPLOYEE BENEFITS Total	221,547,877	12.00	(3,414)				221,544,463	12.00
112	5511	FACILITIES MANAGEMENT INTERNAL SERVICE								
	0601.0602	FMD BUILDING SERVICES	36,790,945	273.41	(38,474)	-	-	-	36,752,471	273.41
	0601.0604	FMD CAPITAL PLANNING	3,848,459	24.75	(6,705)	-	-	-	3,841,754	24.75
	0601.0615	FMD PRINT SHOP	1,506,754	7.00	-	-	-	-	1,506,754	7.00
	0601.5570	FMD DIRECTOR	4,662,453	24.60	(16,578)	-	-	-	4,645,875	24.60
		FACILITIES MANAGEMENT INTERNAL SERVICE Total	46,808,611	329.76	(61,757)				46,746,854	329.76
113	5520	RISK MANAGEMENT								
	0154	RISK MANAGEMENT	25,917,173	22.00	10,396,358	-	-	-	36,313,531	22.00
		RISK MANAGEMENT Total	25,917,173	22.00	10,396,358				36,313,531	22.00
114	5531	OIRM-TECHNOLOGY SERVICES								
	0432	OIRM-TECHNOLOGY SERVICES	27,499,996	120.00	(14,813)	-	-	-	27,485,183	120.00
		OIRM-TECHNOLOGY SERVICES Total	27,499,996	120.00	(14,813)				27,485,183	120.00
115	5532	OIRM-TELECOMMUNICATIONS								
	0433	OIRM-TELECOMMUNICATIONS	2,593,582	8.00	-	-	-	-	2,593,582	8.00
		OIRM-TELECOMMUNICATIONS Total	2,593,582	8.00					2,593,582	8.00

Attachment C: Budget Detail Spending Plan, dated Dec. 7, 2010

ORD	SECTION	SECTION NAME	2010/2011 ADOPTED SECTION K1		TOTAL OF SUPPLEMENTS AS OF NOVEMBER 4, 2010		2ND OMNIBUS		TOTAL TO DATE	
			EXP	FTEs	EXP	FTEs	EXP	FTEs	EXP	FTEs
116	8400	LIMITED G.O. BOND REDEMPTION								
	0465	LIMITED G.O. BOND REDEMPTION	161,518,519	0.00	-	-	-	-	161,518,519	0.00
		LIMITED G.O. BOND REDEMPTION Total	161,518,519	0.00	-	-	-	-	161,518,519	0.00
117	8500	UNLIMITED G.O. BOND REDEMPTION								
	0466	UNLIMITED G.O. BOND REDEMPTION	24,774,477	0.00	-	-	-	-	24,774,477	0.00
		UNLIMITED G.O. BOND REDEMPTION Total	24,774,477	0.00	-	-	-	-	24,774,477	0.00
118	8510	STADIUM G.O. BOND REDEMPTION								
	0467	STADIUM G.O. BOND REDEMPTION	5,732,006	0.00	-	-	-	-	5,732,006	0.00
		STADIUM G.O. BOND REDEMPTION Total	5,732,006	0.00	-	-	-	-	5,732,006	0.00
119	4610	WASTEWATER TREATMENT DEBT SERVICE								
	4999M	WASTEWATER TREATMENT DEBT SERVICE	178,569,346	0.00	-	-	-	-	178,569,346	0.00
		WASTEWATER TREATMENT DEBT SERVICE Total	178,569,346	0.00	-	-	-	-	178,569,346	0.00
120	3000	GENERAL CAPITAL IMPROVEMENT PROGRAM								
	3000	GENERAL CAPITAL IMPROVEMENT PROGRAM	105,567,758	0.00	3,928,848	-	6,199,771	0.00	115,696,377	0.00
		GENERAL CAPITAL IMPROVEMENT PROGRAM Total	105,567,758	0.00	3,928,848	-	6,199,771	0.00	115,696,377	0.00
121	3000	WASTEWATER TREATMENT CAPITAL IMPROVEMENT PROGRAM								
	3003	WASTEWATER TREATMENT CAPITAL IMPROVEMENT PROGRAM	91,993,254	0.00	(372,842)	-	-	-	91,620,412	0.00
		WASTEWATER TREATMENT CAPITAL IMPROVEMENT PROGRAM Total	91,993,254	0.00	(372,842)	-	-	-	91,620,412	0.00
122	3000	SURFACE WATER CAPITAL IMPROVEMENT PROGRAM								
	3004	SURFACE WATER CAPITAL IMPROVEMENT PROGRAM	9,919,231	0.00	(385,433)	-	685,300	0.00	10,219,098	0.00
		SURFACE WATER CAPITAL IMPROVEMENT PROGRAM Total	9,919,231	0.00	(385,433)	-	685,300	0.00	10,219,098	0.00
123	3000	MAJOR MAINTENANCE CAPITAL IMPROVEMENT PROGRAM								
	3005	MAJOR MAINTENANCE CAPITAL IMPROVEMENT PROGRAM	10,290,752	0.00	-	-	-	-	10,290,752	0.00
		MAJOR MAINTENANCE CAPITAL IMPROVEMENT PROGRAM Total	10,290,752	0.00	-	-	-	-	10,290,752	0.00
124	3000	SOLID WASTE CAPITAL IMPROVEMENT PROGRAM								
	3006	SOLID WASTE CAPITAL IMPROVEMENT PROGRAM	54,330,866	0.00	-	-	0	0.00	54,330,866	0.00
		SOLID WASTE CAPITAL IMPROVEMENT PROGRAM Total	54,330,866	0.00	-	-	0	0.00	54,330,866	0.00
125	1030	STORMWATER DECANT PROGRAM								
	0726	STORMWATER DECANT PROGRAM	1,236,737	0.00	-	-	-	-	1,236,737	0.00
		STORMWATER DECANT PROGRAM Total	1,236,737	0.00	-	-	-	-	1,236,737	0.00
126	1030	ROADS								
	0730.1664	ROADS ADMINISTRATION	53,280,028	43.00	(673,210)	(5.00)	-	-	52,606,818	38.00
	0730.1669	ROADS ENGINEERING SERVICES	11,736,343	147.00	(1,121,670)	(3.00)	-	-	10,614,673	144.00
	0730.1674	ROADS MAINTENANCE	84,056,776	295.85	(6,059,855)	(22.24)	-	-	77,996,921	273.61
	0730.1681	ROADS TRAFFIC ENGINEERING	25,645,577	84.10	(1,292,164)	(2.00)	-	-	24,353,413	82.10

Attachment C: Budget Detail Spending Plan, dated Dec. 7, 2010

ORD	SECTION	SECTION NAME	2010/2011 ADOPTED SECTION K1			TOTAL OF SUPPLEMENTALS AS OF NOVEMBER 4, 2010			2ND OMNIBUS			TOTAL TO DATE		
			EXP	FTEs		EXP	FTEs		EXP	FTEs		EXP	FTEs	
	0730.7594	ROADS CIP AND PLANNING	4,667,564	18.60		(1,267,895)	(4.66)					3,399,669	13.94	
		ROADS Total	179,386,288	588.55		(10,414,794)	(36.90)					168,971,494	551.65	
127	1030	ROADS CONSTRUCTION TRANSFER												
	0734	ROADS CONSTRUCTION TRANSFER	72,397,784	0.00		(4,862,058)	-					67,535,726	0.00	
		ROADS CONSTRUCTION TRANSFER Total	72,397,784	0.00		(4,862,058)	-					67,535,726	0.00	
128	1590	MARINE DIVISION												
	1460M	MARINE DIVISION	18,427,469	18.96		14,906,515	1.00					33,333,984	19.96	
		MARINE DIVISION Total	18,427,469	18.96		14,906,515	1.00					33,333,984	19.96	
129	4290	AIRPORT												
	0710.1765	AIRPORT ADMINISTRATION	9,646,304	13.00		-	-					9,646,304	13.00	
	0710.1767	AIRPORT ENGINEERING	837,985	3.00		-	-					837,985	3.00	
	0710.7075	AIRPORT MAINTENANCE AND OPERATIONS	17,226,678	28.00		-	-					17,226,678	28.00	
	0710.7076	AIRPORT COMMUNITY RELATIONS	604,597	2.00		-	-					604,597	2.00	
		AIRPORT Total	28,315,564	46.00		-	-					28,315,564	46.00	
130	4290	AIRPORT CONSTRUCTION TRANSFER												
	0716	AIRPORT CONSTRUCTION TRANSFER	8,500,000	0.00		-	-					8,500,000	0.00	
		AIRPORT CONSTRUCTION TRANSFER Total	8,500,000	0.00		-	-					8,500,000	0.00	
131	4640	TRANSIT												
	5000M.5110	TRANSIT GENERAL MANAGER AND STAFF	131,896,019	67.40		419,542	3.00					132,315,561	70.40	
	5000M.5210	TRANSIT OPERATIONS	496,175,555	2,496.82		(1,688,612)	-					494,486,943	2,496.82	
	5000M.5310	TRANSIT VEHICLE MAINTENANCE	258,682,247	696.92		616,081	-					259,298,278	696.92	
	5000M.5410	TRANSIT POWER AND FACILITIES	69,693,625	266.25		139,183	(1.00)					69,833,008	267.25	
	5000M.5510	TRANSIT DESIGN/CONSTRUCTION	2,674,262	71.00		84,483	-					2,758,745	71.00	
	5000M.5710	TRANSIT SERVICE DEVELOPMENT	36,496,919	75.75		(531,540)	(1.00)					35,965,379	74.75	
	5000M.5760	TRANSIT PARATRANSIT/VANPOOL	132,525,547	58.25		65,789	-					132,591,336	58.25	
	5000M.5810	TRANSIT SALES/CUSTOMER SERVICE	30,884,408	113.18		816,515	-					31,700,923	113.18	
	5000M.5950	TRANSIT LINK	49,841,275	182.50		431,016	22.00					50,272,291	204.50	
		TRANSIT Total	1,208,870,057	4,030.07		352,407	23.00					1,209,222,464	4,053.07	
132	4640	DOT DIRECTOR'S OFFICE												
	5010M.5014	DOT DIRECTOR'S ADMINISTRATION	23,502,442	82.15		204,487	3.10					23,706,929	85.25	
	5010M.5018	OFFICE OF REGIONAL TRANSPORTATION PLANNING	3,079,486	10.00		64,878	-					3,144,364	10.00	
		DOT DIRECTOR'S OFFICE Total	26,581,928	92.15		269,365	3.10					26,851,293	95.25	
133	4647	TRANSIT REVENUE VEHICLE REPLACEMENT												
	5002M	TRANSIT REVENUE VEHICLE REPLACEMENT	135,099,610	0.00		(13,450,000)	-					121,649,610	0.00	
		TRANSIT REVENUE VEHICLE REPLACEMENT Total	135,099,610	0.00		(13,450,000)	-					121,649,610	0.00	
134	5441	WASTEWATER EQUIPMENT RENTAL AND REVOLVING												
	0137	WASTEWATER EQUIPMENT RENTAL AND REVOLVING	9,385,121	0.00		2,497,002	-					11,882,123	0.00	
		WASTEWATER EQUIPMENT RENTAL AND REVOLVING Total	9,385,121	0.00		2,497,002	-					11,882,123	0.00	

Attachment C: Budget Detail Spending Plan, dated Dec. 7, 2010

ORD	SECTION	SECTION NAME	2010/2011 ADOPTED SECTION K1		TOTAL OF SUPPLEMENTALS AS OF NOVEMBER 4, 2010		2ND OMNIBUS		TOTAL TO DATE	
			EXP	FTEs	EXP	FTEs	EXP	FTEs	EXP	FTEs
135	5570	EQUIPMENT RENTAL AND REVOLVING								
	0750	EQUIPMENT RENTAL AND REVOLVING	27,224,886	56.00	(1,982)	-	304,300	0.00	27,527,204	56.00
		EQUIPMENT RENTAL AND REVOLVING Total	27,224,886	56.00	(1,982)	-	304,300	0.00	27,527,204	56.00
136	5580	MOTOR POOL EQUIPMENT RENTAL AND REVOLVING								
	0780	MOTOR POOL EQUIPMENT RENTAL AND REVOLVING	25,298,387	19.00	(6,559)	-			25,291,828	19.00
		MOTOR POOL EQUIPMENT RENTAL AND REVOLVING Total	25,298,387	19.00	(6,559)	-			25,291,828	19.00
137	3000	ROADS CAPITAL IMPROVEMENT PROGRAM								
	3001	ROADS CAPITAL IMPROVEMENT PROGRAM	246,818,243	0.00	8,465,000	-			255,283,243	0.00
		ROADS CAPITAL IMPROVEMENT PROGRAM Total	246,818,243	0.00	8,465,000	-			255,283,243	0.00
138	3000	PUBLIC TRANSPORTATION CAPITAL IMPROVEMENT PROGRAM								
	3008	PUBLIC TRANSPORTATION CAPITAL IMPROVEMENT PROGRAM	167,160,580	0.00	33,626,597	-			200,787,177	0.00
		PUBLIC TRANSPORTATION CAPITAL IMPROVEMENT PROGRAM Total	167,160,580	0.00	33,626,597	-			200,787,177	0.00
139	3007	PUBLIC TRANSPORTATION CAPITAL								
	3007	PUBLIC TRANSPORTATION CAPITAL	65,270,621	0.00	19,288,582	-			84,559,203	0.00
		PUBLIC TRANSPORTATION CAPITAL Total	65,270,621	0.00	19,288,582	-			84,559,203	0.00
New	4590	ANIMAL BEQUEST								
	4590	ANIMAL BEQUEST			100,000	-			100,000	0.00
		ANIMAL BEQUEST Total			100,000	-			100,000	0.00
1471	HISTORICAL PRESERVATION									
	0088	HISTORICAL PRESERVATION			320,834	-			320,834	0.00
		HISTORICAL PRESERVATION Total			320,834	-			320,834	0.00
NON-GF Total			4,372,078,468	9,264.27	120,014,780	(2.30)	60,765,097	0.00	4,552,858,345	9,261.97
Grand Total			5,001,242,949	13,586.96	128,738,819	0.80	64,083,339	0.00	5,194,065,107	13,587.76

Footnotes:
¹Ordinance 16445 requires that the Executive submit a report to the Council when expenditures within a section exceed 15 percent of the amount identified in Attachment K. In 2010, the first year of implementation of this ordinance, the Executive has been submitting reports based on departmental variances of 15 percent from the adopted Attachment K values entered into the accounting/financial system adjusted for payroll reconciliation (COLAs, merit pay increases). The Council was previously notified of this method via letter. Reporting based on a comparison with those values would not necessarily identify all variances of 15 percent from the adopted Attachment K values. Therefore Council staff are working with Executive staff to determine how best to capture that information to meet the ordinance requirements.
²The executive proposed would need to be updated to council amended before final adoption.
³2010 Adopted Budget includes 2010/2011 biennial budgets for Department of Transportation budgets.