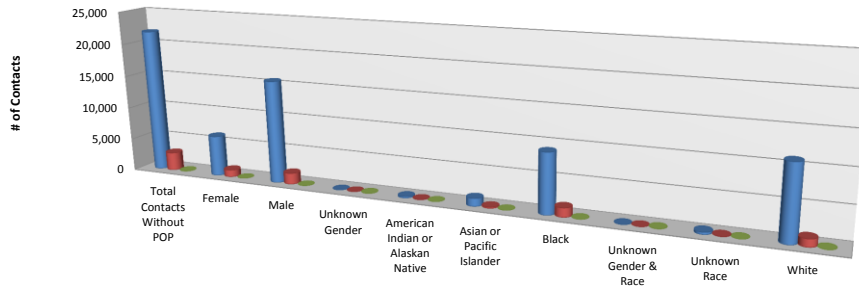


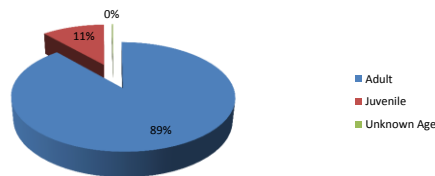
KCM FARE ENFORCEMENT STATISTICS
OCTOBER 2010 - APRIL 2015

KCM FARE ENFORCEMENT CONTACTS WITHOUT PROOF OF PAYMENT (POP)
OCTOBER 2010 - APRIL 2015

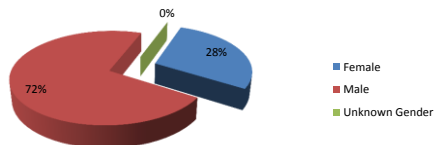


	Total Contacts Without POP	Female	Male	Unknown Gender	American Indian or Alaskan Native	Asian or Pacific Islander	Black	Unknown Gender & Race	Unknown Race	White
■ Adult	21,890	6,218	15,665	7	212	1,198	9,081	7	337	11,055
■ Juvenile	2,768	1,072	1,695	1	22	187	1,368	1	43	1,147
■ Unknown Age	53	5	14	34	0	2	5	34	1	11

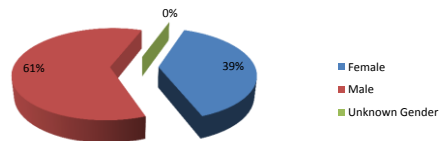
KCM FARE ENFORCEMENT CONTACTS
AGE
OCTOBER 2010 - APRIL 2015



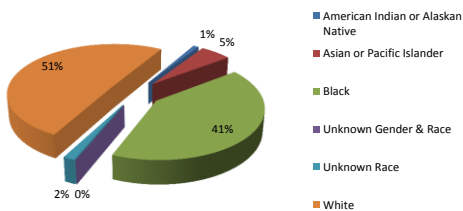
KCM FARE ENFORCEMENT CONTACTS
ADULTS - GENDER
OCTOBER 2010 - APRIL 2015



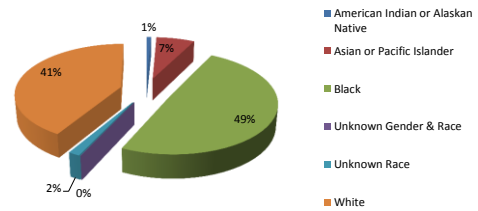
KCM FARE ENFORCEMENT CONTACTS
JUVENILES - GENDER
OCTOBER 2010 - APRIL 2015



KCM FARE ENFORCEMENT CONTACTS
ADULTS - RACE
OCTOBER 2010 - APRIL 2015

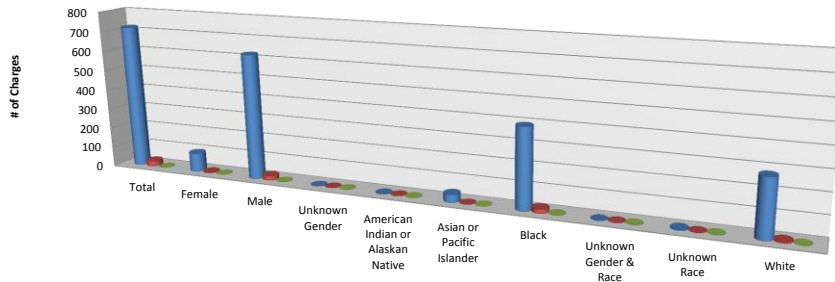


KCM FARE ENFORCEMENT CONTACTS
JUVENILES - RACE
OCTOBER 2010 - APRIL 2015



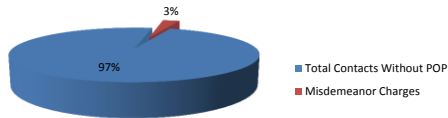
**KCM FARE ENFORCEMENT STATISTICS
OCTOBER 2010 - APRIL 2015**

**KCM FARE ENFORCEMENT MISDEMEANOR CHARGES
OCTOBER 2010 - APRIL 2015**

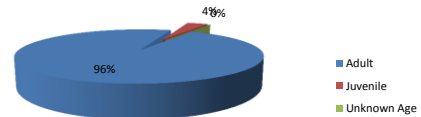


	Total	Female	Male	Unknown Gender	American Indian or Alaskan Native	Asian or Pacific Islander	Black	Unknown Gender & Race	Unknown Race	White
ADULTS	720	95	625	0	1	39	395	0	5	280
JUVENILES	27	4	23	0	0	0	20	0	0	7
UNKNOWN	0	0	0	0	0	0	0	0	0	0

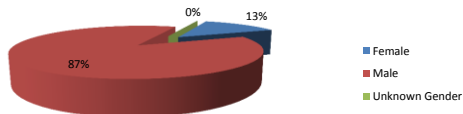
**KCM FARE ENFORCEMENT
MISDEMEANOR CHARGES
FROM CONTACTS WITHOUT POP
OCTOBER 2010 - APRIL 2015**



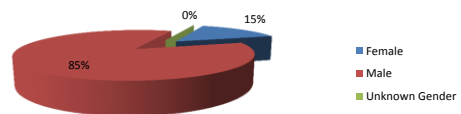
**KCM FARE ENFORCEMENT
MISDEMEANOR CHARGES
AGE
OCTOBER 2010 - APRIL 2015**



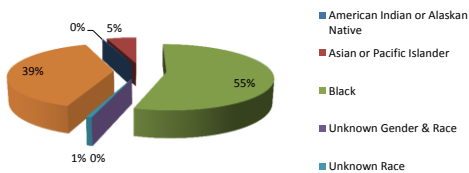
**KCM FARE ENFORCEMENT
ADULT MISDEMEANOR CHARGES
GENDER
OCTOBER 2010 - APRIL 2015**



**KCM FARE ENFORCEMENT
JUVENILE MISDEMEANOR CHARGES
GENDER
OCTOBER 2010 - APRIL 2015**



**KCM FARE ENFORCEMENT
ADULT MISDEMEANOR CHARGES
RACE
OCTOBER 2010 - APRIL 2015**



**KCM FARE ENFORCEMENT
JUVENILE MISDEMEANOR CHARGES
RACE
OCTOBER 2010 - APRIL 2015**

