



KING COUNTY

1200 King County Courthouse
516 Third Avenue
Seattle, WA 98104

Signature Report

Motion 15839

Proposed No. 2020-0349.2

Sponsors Balducci

1 A MOTION approving the climate action plan toolkit, a
2 summary of recommendations, a report detailing the
3 outreach and engagement process and feedback received
4 and the plan to distribute and promote the toolkit’s use, as
5 required by Motion 15555, and calling for King County to
6 work in partnerships regarding issues about greenhouse gas
7 emissions and climate change.

8 WHEREAS, Motion 15555 requires the King County executive to transmit to the
9 King County council the climate action toolkit, a summary of recommendations, a report
10 detailing the outreach and engagement process and feedback received and the plan to
11 distribute and promote the toolkit's use by July 31, 2020, and

12 WHEREAS, the council passed Motion 15620 on March 10, 2020, which
13 extended the transmittal date for all work products by sixty days in consideration of the
14 impacts from the COVID-19 pandemic and statewide mitigation efforts, and

15 WHEREAS, with this motion, the executive has transmitted to the council as
16 attachments to this motion the climate action toolkit, a summary of recommendations, a
17 report detailing outreach and engagement process and feedback received and the plan to
18 distribute and promote the toolkit's use, and

19 WHEREAS, in 2018, the Intergovernmental Panel on Climate Change released a

Motion 15839

20 report concluding that global greenhouse gas emissions must be reduced by forty-five
21 percent by 2030 to limit global warming to one and one-half degrees Celsius, and

22 WHEREAS, a rise in global temperatures above one and one-half degrees Celsius
23 is projected to irrevocably impact food systems, water supplies, public health, economic
24 growth and natural resources around the globe, and

25 WHEREAS, King County is already experiencing the impacts of climate change
26 with more frequent wildfires, declining snowpack and summer water supplies, rising sea
27 levels, increased flooding and more extreme heat events, and

28 WHEREAS, climate change will disproportionately negatively impact
29 communities of color, those with low incomes and those experiencing historical and
30 current inequities, who have the fewest resources to recover, adapt and thrive in a
31 changing climate, and

32 WHEREAS, in 2014, King County and its thirty nine cities developed
33 countywide, community-scale greenhouse gas emission reduction targets of fifty percent
34 by 2030 and eighty percent by 2050 against a 2007 baseline, and

35 WHEREAS, those targets were formally adopted as countywide planning policies
36 by the King County Growth Management Planning Council in 2014 to guide the
37 comprehensive planning of King County and all cities, and

38 WHEREAS, the King County-Cities Climate Collaboration, a formal but
39 voluntary partnership with membership including King County, sixteen cities and the
40 Port of Seattle, representing eighty percent of the county's population, adopted Joint
41 County-City Climate Commitments in 2014 to reduce greenhouse gas emissions across
42 King County consistent with countywide planning policies, and

Motion 15839

43 WHEREAS, in 2019, the King County-Cities Climate Collaboration adopted
44 updated Joint Commitments that incorporate the latest climate science, strengthen the
45 partners' commitment to climate justice, expand and extend sector-specific goals and
46 acknowledge that each partner will pursue strategies where action will have the most
47 impact, and

48 WHEREAS, in 2015, King County adopted the Strategic Climate Action Plan,
49 which identifies goals, targets, and priority actions to reduce greenhouse gas emissions in
50 government operations and at the community scale in transportation and land use, energy
51 efficiency and energy supplies, green building, consumption and materials management,
52 and forests and agriculture sectors, and

53 WHEREAS, successes of the 2015 Strategic Climate Action Plan include
54 increases in renewable electricity supplies, leading the nation in transition to a zero
55 emissions fleet, and launching initiatives to preserve forests and farms in King County,
56 and

57 WHEREAS, to build on the momentum of the 2015 Strategic Climate Action
58 Plan, and to advance the goals of the 2020 Strategic Climate Action Plan, strong
59 coordination with cities, businesses, and residents is necessary, and

60 WHEREAS, King County reports on countywide greenhouse gas emissions every
61 two years, including all emissions released within the county geographic boundary and
62 those emissions associated with the generation of electricity supplied to the county, and

63 WHEREAS, a 2017 greenhouse gas inventory indicates that countywide
64 greenhouse gas emissions have declined eleven percent per capita, and have decreased
65 one and four-tenths percent since 2017 overall, and

Motion 15839

66 WHEREAS, King County and its partners, including local governments,
67 businesses and residents, must work together to accelerate the reduction in countywide
68 emissions, and

69 WHEREAS, cities in King County have different greenhouse gas emission
70 profiles as a result of unique land use patterns, population, energy sources, and age of
71 building stock, and

72 WHEREAS, King County is recognized as a leader in climate action and is able
73 to support local governments in reaching countywide emissions reduction goals, and

74 WHEREAS, climate change is a paramount challenge of our generation, requiring
75 immediate and inter-jurisdictional action to sharply reduce countywide greenhouse gas
76 emissions;

77 NOW, THEREFORE, BE IT MOVED by the Council of King County:

78 A. The Climate Action Toolkit, Attachment A to this motion, the summary of
79 recommendations, Attachment B to this motion, the report detailing the outreach and
80 engagement process, Attachment C to this motion, and a plan to distribute and promote
81 the toolkit's use, Attachment D to this motion, are hereby approved.

82 B. King County will continue to work in partnership with other local
83 governments, utilities and community-based organizations to promote investment,
84 programs and policies that support, promote and incent reductions in countywide
85 greenhouse gas emissions.

86 C. King County will continue to work in partnership with frontline communities

Motion 15839

87 to ensure that these communities have the knowledge, skills, resources and capacity to
88 recover, adapt and thrive in a changing climate.
89

Motion 15839 was introduced on 10/13/2020 and passed by the Metropolitan King County Council on 3/9/2021, by the following vote:

Yes: 9 - Ms. Balducci, Mr. Dembowski, Mr. Dunn, Ms. Kohl-Welles, Ms. Lambert, Mr. McDermott, Mr. Upthegrove, Mr. von Reichbauer and Mr. Zahilay

KING COUNTY COUNCIL
KING COUNTY, WASHINGTON

DocuSigned by:
Claudia Balducci
7E1C273CE9994B6...

Claudia Balducci, Chair


ATTEST:

DocuSigned by:
Melani Pedroza
8DE1BB375AD3422...

Melani Pedroza, Clerk of the Council

Attachments: A. Climate Action Toolkit dated 2.18.21, B. Climate Action Toolkit Summary of Recommendations September 24, 2020, C. Climate Action Toolkit Outreach and Engagement Process September 24, 2020, D. Outreach Plan for the Climate Action Toolkit

Motion 15839



**A Partnership Between King County and
the King County-Cities Climate Collaboration**



King County

Contents

Section 1.....	5
Introduction	5
Alignment with King County’s 2020 Strategic Climate Action Plan and the K4C Joint Commitments	6
Building Resilient Communities through Climate Action.....	8
Section 2.....	10
Creating a Climate Action Plan.....	10
Engaging Local Community Leaders	13
Aligning with Existing Programs.....	13
Section 3.....	15
Priority Actions.....	15
Key Considerations for Choosing Actions	18
Section 4.....	22
Developing Goals	22
Example Goals.....	23
Section 5.....	25
Implementing Climate Action	25
Overcoming Common Barriers.....	25
Opportunities to Secure Funding.....	27
Actions Taken by Local Governments	28
Section 6.....	31
Community Outreach and Engagement	31
Methods for Conducting Community Outreach	32
Tips for Community Engagement	34
Passive Engagement.....	35
Equitable Community Engagement	35
Section 7.....	38
Calculating a Greenhouse Gas (GHG) Inventory	38
Tips for Ensuring Data Quality & Reliability	39
Case Studies of GHG Inventories	40

Section 8..... 42

How to Read the Action Tables..... 42

Indicators to Consider When Identifying Actions for Your Local Government..... 43

 ACTIONS: Transportation & Land Use..... 44

 ACTIONS: Energy Use & Infrastructure 47

 ACTIONS: Green Building 53

 ACTIONS: Consumption & Waste..... 58

 ACTIONS: Forests & Agriculture..... 62

Section 9 66

Conclusion..... 66

Section 10..... 68

Appendix 68

 Appendix A: Funding Opportunities..... 69

 Appendix B: Resources to Help Calculate a GHG Inventory 71

 Appendix C: Additional Resources 72

 Appendix D: Community Engagement..... 76

 Appendix E: Additional Actions..... 77

Report created by Sustainable Business Consulting with the support of the organizations listed in [Appendix D](#).





Section 1

INTRODUCTION

SECTION 1: INTRODUCTION

Section 1

Introduction

Climate change is a paramount challenge of this generation and has serious consequences for our environment, community, economy, and public health. Climate change magnifies current and historical inequities, putting those communities with the fewest resources at the highest risk from the impacts, including extreme heat, poor quality air, and flooding.

The recent disparate impacts of the COVID – 19 pandemic on communities across the region highlight the urgent need to partner with communities to develop the skills, resources, and capacity to both prepare for climate change and benefit from a transition to a clean energy economy.

The King County Growth Management Planning Council, a formal body of elected officials from across King County, set out to address climate change and adopted a target to reduce countywide greenhouse gas (GHG) emissions on July 23, 2014 by 50% by 2030 and 80% by 2050, from a 2007 baseline. Setting a 2030 target of that magnitude is critical, as was made clear in the October 2018 report from the United Nations' Intergovernmental Panel on Climate Change (IPCC), called the Special Report on Global Warming of 1.5°C (SR15). By 2030, the report says, we must reduce our greenhouse gas emissions by 45% from a 2010 baseline, or face a natural tipping point that will lead to runaway global warming. This makes it even more clear that the King County GPMC targets, including the 50% reduction by 2030 target, are extremely important. It is time to gather together solutions and focus our efforts toward reaching our crucial emissions reductions targets.

Solutions are attainable, and this toolkit provides ideas to guide your local government to act on climate change.

To meet these emissions reduction targets, a number of individual, institutional, and policy changes are needed. These actions also provide an opportunity to address issues of equity and justice, mobility, resiliency, and economic recovery in communities.

This toolkit provides a combination of attainable solutions, including options and ideas for programming, policies, advocacy, and capital investment to guide local government to act on climate change. Helpful indicators, example goals, recommended actions, questions for consideration, and ranking tools are offered along the way to inform and customize local government commitments, decisions, and actions to each unique community.



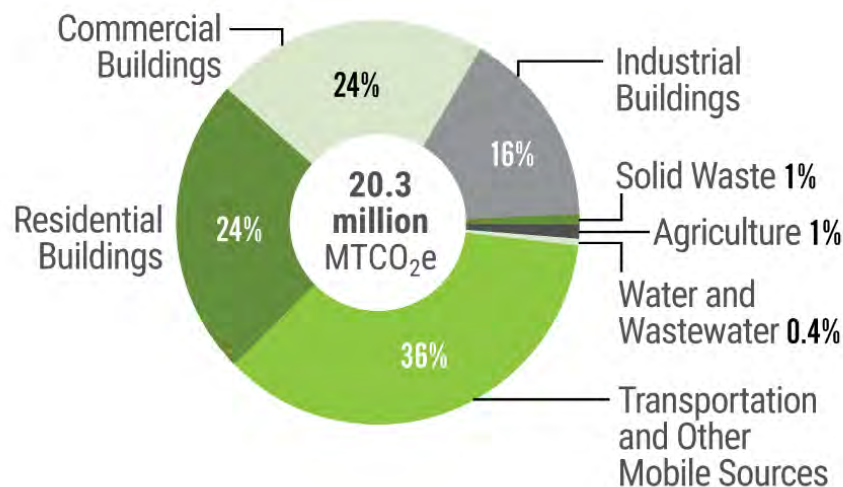
SECTION 1: INTRODUCTION

Alignment with King County's 2020 Strategic Climate Action Plan and the K4C Joint Commitments

This toolkit was developed in alignment with King County's [2020 Strategic Climate Action Plan Update](#) and the [King County-Cities Climate Collaboration \(K4C\)](#) Joint Action Commitments to ensure that local governments are moving in a shared direction and towards similar regional goals.

The graphic below shows the 2017 primary sources of emissions throughout the County. While each local jurisdiction will need to take slightly different actions based upon its geographic makeup, size, condition of its building stock, and access to public transportation, this inventory highlights where the County's emissions come from.

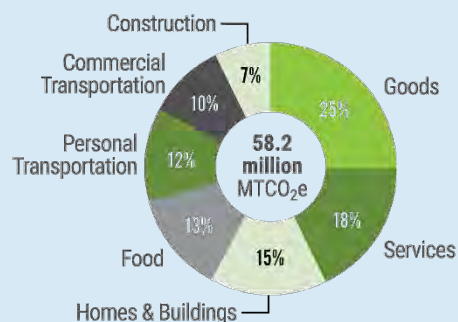
SOURCES OF GEOGRAPHIC-PLUS BASED GHG EMISSIONS FOR KING COUNTY (2017)



Consumption-Based Methodology GHG Emissions for King County:

Another perspective on GHG emissions is a consumption-based analysis. Under this methodology, more than half of emissions attributed to King County are associated with the production of goods, food, and services that occur largely outside of the county's sphere of influence. Efforts to influence behavior around consumption and waste will complement efforts to reduce emissions from buildings, energy, and transportation and have a high impact.

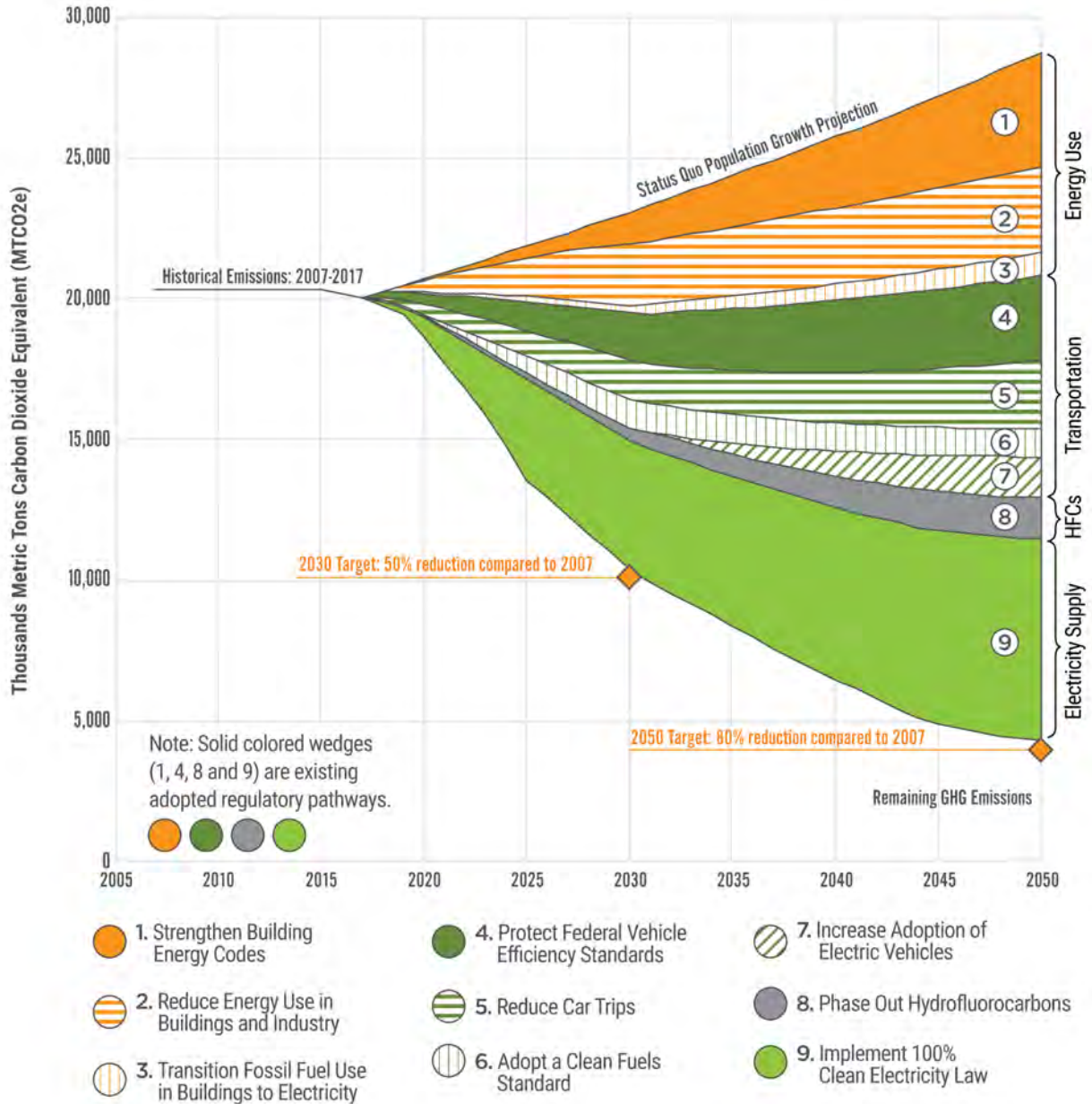
SOURCES OF CONSUMPTION-BASED GHG EMISSIONS FOR KING COUNTY (2015)



SECTION 1: INTRODUCTION

While the idea of a 50% reduction by 2030 and an 80% reduction by 2050 may seem overwhelming, this wedge analysis of countywide emissions developed in 2019 provides a roadmap for how King County, in partnership with local jurisdictions, businesses, residents, and the State of Washington can reach those targets. There is no easy solution, and it will take comprehensive action in multiple areas to get there, but there is a path.

ACTIONS NEEDED TO ACHIEVE KING COUNTY'S SHARED GHG GOALS



SECTION 1: INTRODUCTION

Building Resilient Communities through Climate Action

By integrating climate-related resiliency into planning and decision making, cities can hedge against the growing impacts climate change has on our communities. The COVID-19 pandemic has illustrated the need to institutionalize resiliency and equip our cities with the ability to adapt and recover when faced with crises. Climate change is no exception and its effects exacerbate the underlying environmental, health and safety challenges our cities already face, all of which jeopardize the well-being of our natural environment, infrastructure, economy, and residents, particularly those who have experienced past and current inequities. This toolkit leans into those challenges head-on and focuses on GHG reduction measures that have additional co-benefits to the community including equity and justice, economic recovery, mobility, and community resiliency.

While the social and economic impacts of the COVID-19 pandemic are not fully known at the release of this Toolkit, basic lessons to dealing with a crisis include:

- **Acting boldly and comprehensively** in response to global challenges is important and possible – as work from home and virtual meetings became the norm overnight to address COVID-19.
- **Efficient, effective, and equitable use of limited financial resources** is necessary, and it is imperative to build these decision-making factors into policy.
- **Systemic and structural changes are urgently needed** to build community resiliency and ensure the health and economic well-being of ALL people, especially people of color and those living with low incomes.
- The **power of collective action**, sharing resources, data, and best practices of basing decisions on the latest science can work, and it is how we will reduce the impacts of climate change.
- Solving complex problems requires **governmental leadership**, especially at the local level. Governments must educate, make decisions that impact the well-being of residents, and also show leadership by example.

Integrating climate change considerations into decision making will improve our region’s resiliency against extreme weather events, resource scarcities, and the rising cost of living (food, energy, etc.). Furthermore, taking actions that reflect equitable solutions will supplement efforts and resources around protecting our most vulnerable community members and frontline communities, better enabling them to adapt to changing conditions.

KEY TERM: Frontline Communities: *The communities that often experience the earliest and most acute impacts of climate change, face historic and current inequities, and have limited resources and/or capacity to adapt.*

Further information and guidance on climate resilience can be found through the [Puget Sound Climate Preparedness Collaborative](#) which represents over 21 local public, tribal, and private institutions working to accelerate climate change preparedness and resiliency in our region.

Actions that support Resiliency and Economic Growth will be indicated in the Action Tables under [Section 8](#).



Section 2

CREATING A CLIMATE
ACTION PLAN

SECTION 2: CREATING A CLIMATE ACTION PLAN

Section 2

Creating a Climate Action Plan

The steps outlined in this section provide a basic, five-step framework for creating and implementing a climate action plan. These steps, while shown linearly, are meant to be iterative and work together dynamically, outlining a process of moving from initial assessment, through planning, to successful implementation and measurement.



1. Understand Your Community's Emissions



2. Assess and Strengthen Your Community's Level of Commitment



3. Develop a Climate Action Strategy Tailored to Your Community



4. Implement Emissions Reduction Actions



5. Measure & Report Progress

SECTION 2: CREATING A CLIMATE ACTION PLAN

Steps for Creating a Climate Action Plan:

1 **Understand Your Community's Emissions** / [Jump to Section](#)

Before beginning any planning around climate action, you first need to understand where your community's largest contributors of emissions are, both from a full community-scale perspective and what is owned and operated by your local government. For example, King County's largest emission source is buildings. For a general overview of all King County cities, review the graph on page 6. Once you understand your community's emissions, you can align your efforts with what will be the most impactful at reducing emissions.



Timeframe: 1 month if using a similar sized city's GHG inventory as proxy. 2-6 months if you need to calculate your city's GHG inventory on your own, which often requires the resources of a staff member or consultant.

2 **Assess and Strengthen Your Community's Level of Commitment** / [Jump to Section](#)

Once you know the source of your largest impacts and have an idea of what opportunities for GHG reductions are, your local government will need to assess and strengthen the community's level of commitment toward addressing the major sources of emissions in the city. Commitments should be made in the form of specific climate-related goals to achieve emissions reductions. When creating goals, each city should consider their unique community's traits such as geography, density, public transportation, age of building stock, as well as level of control, resources required, leadership buy-in, and community influence.

Timeframe: 2-3 months, depending on whose sign off is needed.

3 **Develop a Climate Action Strategy Tailored to Your Community** / [Jump to Section](#)

Once you have local leadership buy-in on your climate-related goals, the next step is to create an action plan. Conduct community engagement [[jump to section](#)], ensuring that you are effectively engaging with residents, organizations, and businesses – especially those who historically have less access to leadership – to gain feedback and buy-in from your community. First, build equity and social justice into your plan, then ensure that the actions included in the plan address your city's largest areas of impact.

Remember, the plan can always be updated, it is not set in stone! Allow flexibility to adjust and pivot alongside the rapidly changing landscape as you learn more about what works and what does not.

Timeframe: 3-6 months, depending on depth of stakeholder engagement and level of intricacy of the strategy.

4 **Implement Emissions Reduction Actions** / [Jump to Section](#)

Now it is time to set that plan in motion. This is where most of your time and efforts will be spent – but you will not have to recreate the wheel. Many local governments within King County have already had some success implementing climate change action and are eager to share with others. Determine the actions your local government wants to commit to and create an implementation plan that includes accountability measures, resource requirements and potential budget needs. Be sure to communicate progress with stakeholders and set expectations appropriately.

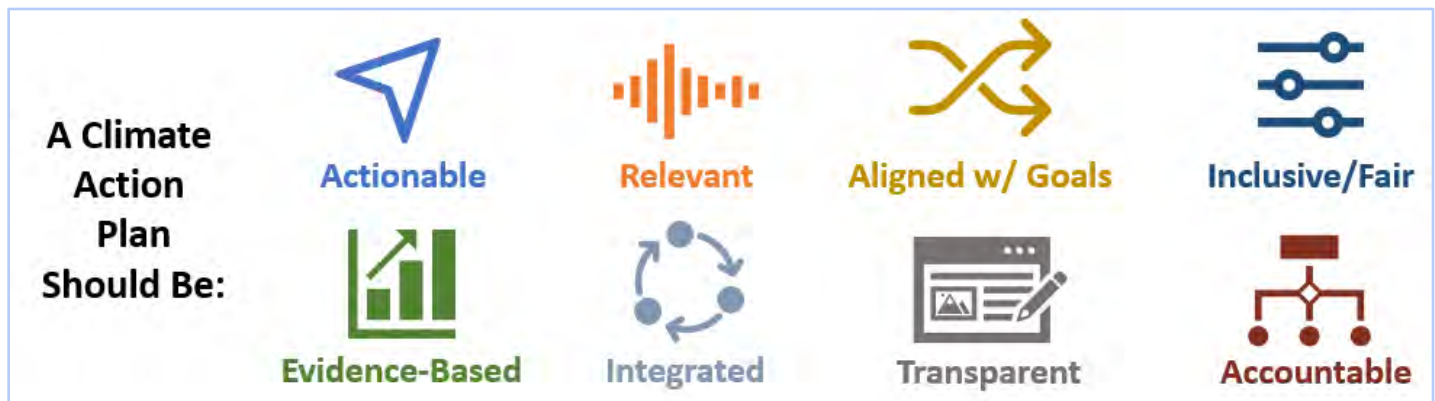
Timeframe: 2-3 months for implementation planning. Each action will take varying levels of effort to implement

SECTION 2: CREATING A CLIMATE ACTION PLAN

5 Measure & Report Progress / [Jump to Section](#)

What gets measured, gets managed – *and funded!* It is critical to measure and report progress on emissions reductions *and* the associated co-benefits to secure future funding for climate change action. If you can show that ‘W’ many living-wage jobs were created, ‘X’ dollars were saved, air quality increased by ‘Y%’ and ‘Z’ dozen low-income community housing developments were built because of your program, resources will come easier to you. Set up tracking systems before you begin a program or change a policy to ensure the ability to track success. Also make sure to agree to a baseline up front so you know what you are measuring against.

Timeframe: Tracking success metrics should be an on-going task, but for GHG inventories specifically, these are typically done on 2-, 3-, or 5-year intervals.



SECTION 2: CREATING A CLIMATE ACTION PLAN





Engaging Local Community Leaders

Another critical factor is gaining community buy-in, especially from frontline communities. There are many resources out there to help you engage meaningfully with community members, give them a seat at the decision-making table and get their buy-in right from the beginning of the process. Initial and consistent engagement is key to success.

See the section below on [Community Outreach and Engagement](#) for more information and best practices for this type of engagement. While not all community members will participate, deeper engagement with the ones that do will result in higher returns.

Aligning with Existing Programs

Instead of keeping your climate change efforts in a silo, integrate and align them with existing efforts and priorities. This will increase buy-in and expand funding possibilities. This type of integrated climate change planning approach will be more effective than building a climate change strategy outside of the core operations of your local government. Below are a few high-level examples of where climate action can be integrated with other efforts.

Samples of Existing Efforts	How to Integrate into Existing Program
Economic Recovery & Growth Strategies 	Prioritize recovery strategies that put climate and equity at the center. Use as an opportunity to identify cost savings through efficiency and create family-wage jobs, training opportunities, and entrepreneurship.
Equity & Justice Work 	Consider how to bring climate into the conversation as it disproportionately impacts marginalized communities in systems such as: <i>low air quality, food deserts, heat islands, housing affordability, lack of open space, access to public transit options, high heating and energy costs, longer commutes.</i>
Land Use Planning 	Prioritize preserving natural and forested lands, natural resilient systems, and focus on dense and transit-oriented development.
Capital Planning 	Include climate change considerations as a requirement in decision-making criteria. Mandate using full lifecycle costs of major capital projects, including embodied carbon (i.e. the emissions related to the production and transport of materials).

Additional Tips for Integrating Climate Action:

- **Make taking action easier** by focusing on tangible reductions that are achievable within a manageable timeframe and pursue pertinent advocacy opportunities and legislative positions.
- **Identify cost saving actions** that also deliver emissions reductions.
- **Collaborate and build partnerships** by including members of frontline communities in efforts.
- **Underscore actions that contribute to economic recovery and resilience** and support existing priorities including priorities in support of youth, who depend on current climate action for the stability of their futures.
- **Communicate clear, predictable outcomes** for all recommended actions (wherever possible).
- **Begin with quick wins**, prove the benefits, and celebrate what climate action allowed the community to achieve. Remember to tie in community health and social benefit factors as well.
- For actions that are challenging but necessary, create a timeline with clear stages, so that the community can prepare and incrementally step up to the challenge.



Section 3

PRIORITY ACTIONS

SECTION 3: PRIORITY ACTIONS

Section 3

Priority Actions

This toolkit is not a one-size-fits-all approach but is intended to provide local government staff or leadership with a variety of potential actions, considerations, and implementation resources to help your community take action on climate change. This toolkit is designed to help each local government discover, evaluate, and determine their own course of action in support of the emission reduction targets agreed to by the Growth Management Planning Council.

The lists that follow were developed using a collection of local and national sources focused on government-led emissions reduction but tailored to the unique landscape of King County (i.e. regulatory environment, demographics, utility mix). The top actions were determined based on stakeholder feedback, researched best practices, and by applying the indicators created for this Toolkit ([see Section 8](#)).

These Top Ten lists below give you a brief, high level understanding of the priority actions that can be taken to achieve the established goals. Because they are high level, they must be translated into more detailed actions, which [Section 8](#) of this toolkit provides. Lists of climate actions are also available from other sources. Section 8 covers the categories of transportation & land use, energy, green building, waste/consumption, and forestry/agriculture.

For the first list, “Community-Wide Emissions,” the shaded rows reflect the fact that for the highest impact, most cities must focus on buildings and transportation.

SECTION 3: PRIORITY ACTIONS

Top Ten Actions to Reduce Community-Wide Emissions (<i>GHGs associated with activities in your community</i>)	
1. Improve energy efficiency in existing buildings and homes	A large share of emissions comes from buildings: see graph on p. 6. Retrofit programs can also address equity and provide jobs.
2. Develop strong building, energy, and water codes for low/zero carbon buildings	A large share of emissions comes from buildings: see graph on p. 6. New buildings will affect emissions for decades. Building electrification is important for reducing emissions.
3. Expand access to safe, efficient transit and multi-modal transportation options	A significant share of emissions comes from transportation: see graph on p. 6. Transportation affects health and equity as well.
4. Develop dense, mixed-use, compact communities	Compact communities help decrease vehicle miles traveled.
5. Partner to electrify or move to zero-emission fleets (school buses, first responder vehicles, buses, ferries, commercial)	A significant share of emissions comes from transportation: see graph on p. 6. Electrified fleets showcase electric vehicles, helping normalize them in the community.
6. Educate residents about tools and resources to reduce carbon and save money through energy, water, and waste conservation	Educating residents helps raise awareness of conservation actions that can be taken at the individual level, and also helps residents become involved and motivated.
7. Make it easier for commercial and residential buildings to source/install renewable energy	Making renewables more accessible to more people increases demand and installation, can increase equity, and provides jobs.
8. Expand green spaces and tree canopies to increase carbon sequestration potential and enhance resilience	Additional benefits include: reducing heat island effects, addressing equity, reducing stormwater runoff, involving the community, etc.
9. Incentivize responsible purchasing and promote zero waste policies and actions throughout the community.	In a Consumption-Based Methodology, overconsumption and waste are significant sources of carbon emissions (see graph on page 6).
10. Require proper disposal and encourage recycling & reuse of Organic as well as Construction & Demolition wastes	In a Consumption-Based Methodology, improving disposal, recycling and reuse addresses significant sources of carbon emissions in the community (see graph on page 6).

SECTION 3: PRIORITY ACTIONS

Top Ten Actions to Reduce Government Operation Emissions (<i>GHGs associated with city operated activities</i>)	
1. Identify cost saving opportunities through energy, water, and waste conservation	Cost saving actions are easy to justify. City governments can be a model for similar cost savings in the private sector.
2. Improve building efficiency in both existing and new government facilities (utilize green building certification frameworks)	A large share of emissions comes from buildings: see graph on p. 6. City governments be a model for existing and new buildings that meet the highest standards, exemplifying good retrofits and designs.
3. Set policies to require climate-friendly procurement, travel, contracting, etc.	In a Consumption-Based Methodology, overconsumption and waste are significant sources of carbon emissions (see graph on page 6).
4. Develop renewable energy on facilities and government-owned land	Renewable energy installations can pay for themselves over time. Also, they can increase demand for renewables and provide jobs.
5. Speak out about climate issues to regional/state/federal agencies and legislators	State/federal policies can make a significant difference for achieving local emissions reductions.
6. Formalize & integrate climate and equity considerations into all decision-making criteria	All parts of city government can work toward energy efficiency, transit-oriented development, electrification, equity, and so on.
7. Incent staff to reduce single-occupancy vehicle commuting behavior through carpooling, transit, and improved work-from-home scheduling	A significant share of emissions comes from transportation: see graph on p. 6. City government can model choices for local employers, to reduce single-occupancy vehicle commuting.
8. Strive for a zero-emission fleet through electrification and use of renewable fuels	A significant share of emissions comes from transportation: see graph on p. 6. Electrified fleets showcase electric vehicles in the community.
9. Improve stormwater management to expand biogas generation and use natural systems to improve resiliency	Capturing methane reduces the release of a potent greenhouse gas. Improving stormwater management increases the ability to deal with increasingly heavy rain events.
10. Increase carbon sequestering green spaces through urban forestry and effective land use & building code, including compost use	Green spaces and tree canopies have many co-benefits: reducing heat island effects, addressing equity, involving the community, etc. Applying locally-produced compost provides demand and completes the cycle.

SECTION 3: PRIORITY ACTIONS

Key Considerations for Choosing Actions

Due to the urgency of climate action, particularly in the years leading up to 2030, it is important to focus not only on easy actions, but also on actions affecting the largest areas of emissions in your community. As shown on page 6, buildings and transportation are the largest sources of emissions countywide. Understanding your local community can help you develop such a list, tailored to your unique situation.

Understand Your Local Community

When choosing which actions to take, it is important to weigh several considerations to determine which ones will give you the most emissions reduction on your investment. These considerations may include but are not limited to:



Relative density of your jurisdiction (e.g. public transport options, available undeveloped land, single or multi-family homes, etc.).



Types of buildings/operations within your jurisdiction (e.g. residential, commercial, agricultural, age and/or condition of existing building stock (25, 50, 75 or 100 yrs.?), etc.).



Interests and demographics of your residents (e.g. marginalized populations, high-efficiency modern homes, community-oriented sharing economy, ability to invest upfront costs, etc.).



Capacity for action (e.g. resources available, government and community support, etc.).

Keep in mind that regardless of the details of your community, it is likely that focusing on building efficiency and transportation/land use options will be key in reducing emissions. (See the graph on page 6.) However, considerations such as those in the preceding list are critical to climate action planning, as they will further refine which actions are most relevant to your unique community. The table below offers a few ways to help describe your community and enable local governments to tailor a climate change strategy unique to their situation.

SECTION 3: PRIORITY ACTIONS

Identifying Characteristics	Main Source of Emissions	Actions to Focus On
Heavy agriculture	Activities associated with farmlands and likely older buildings with inefficient energy use	Carbon sequestering farming practices, on-site renewable energy, fuel-switching and retrofitting older buildings
Dense city, high public transport use	High rise buildings and the high volume of traffic coming into/out of the city	Building efficiency (including electrification and energy retrofits), permeable pavement, green roofs, first-/last-mile transport options
Bedroom community, high commuter population	Commuters leaving and returning	Energy retrofits, especially for older building stock, effective public transport, telecommute options, promote dense centers, electrifying vehicles
Residents with strong Environmental Focus	Your residents will play a big role in determining what they are capable of and willing to do	Education about the major sources of emissions, farmers markets, public transport, 10-minute walkable communities, community solar options, heat pump campaigns (like solarize campaigns but for heat pumps)

Section 8: Top Actions for Each Category shares the top actions in more detail for the following categories:

- [Transportation & Land Use](#)
- [Energy Use & Infrastructure](#)
- [Green Building](#)
- [Consumption & Waste](#)
- [Forests & Agriculture](#)

SECTION 3: PRIORITY ACTIONS

Equity and Environmental Justice Considerations

When developing an equitable climate action strategy, you must first understand how climate change impacts frontline communities, then ask several key questions to guarantee that the solutions presented are equitable.

1) *How Climate Impacts Frontline Communities*

- Frontline communities have **higher exposure** to climate-related poor air quality and conditions such as nearby major highways, diesel particulate matter, industrial centers, waste disposal centers, energy generation and distribution sites, and urban heat island effects – all of which affect health conditions and life expectancy.
- Frontline communities are often lower-income and reside in older or lower-efficiency homes, which can present a **higher barrier** to taking action on climate change (e.g. they already face higher utility bills, food insecurity, and cannot afford higher upfront costs for efficiency upgrades). Over time, this leads to displacement. See Puget Sound Regional Council's (PSRC) [Opportunity Map](#) and [Displacement Risk Map](#) for more information.
- Frontline communities often make up large percentages of the agricultural economic sector, an industry that will be **largely impacted** by climate change as well as policy efforts to improve land conservation (likely raising operating costs).

2) *Key Questions to Ask*

- **Who is involved in the decision-making process and who has historically been left out?** Oftentimes, frontline residents are left out of the conversation because public input strategies are not developed to overcome their barriers (language access, working multiple jobs, etc.).
- **How might marginalized communities benefit from local government action on climate** in their area (e.g. greater access to safe and efficient public transport or reduced heat island effect from expanded canopy cover)?
- **Who benefits from this action and who is disproportionately impacted?** May be direct (e.g. increase costs of groceries, residential waste fees) or indirect (rising housing & commercial property values lead to gentrification).
- **What jobs may be created/lost from this action?** What jobs may be displaced, and whose jobs are lost? What demographics make up those jobs)?
- **Which actions are no or low-cost** (e.g. work from home strategies), *or* how could we develop financing partnerships to make this action no or low-cost for low-income communities (e.g. deep incentives for energy efficiency improvements)?

Local governments can reference King County's [Community Engagement Guide](#) to support these efforts.

Actions that support Climate Justice & Equity efforts will be indicated in the Action Tables under [Section 8](#).

Return on Climate Action Analysis Tool

To further support your local government's ability to determine the best actions that fit its unique characteristics, King County has developed a [publicly available tool](#) to help weigh various considerations in climate decision-making.

Using the Climate Action Analysis Tool, local governments can rank and score potential actions to better understand how each effort will affect their communities. The tool will provide cities with a prioritized list of actions based on the various indicators and the overall scores received, such as top actions for cost savings, emission reductions, equity and inclusion, etc.



Section 4

DEVELOPING GOALS

SECTION 4: DEVELOPING GOALS

Section 4

Developing Goals

Creating goals is an essential step for any community as it develops its climate action plan. Strong goals will focus your efforts and resources, help you clearly communicate intentions (both internally and externally), define accountability, and ensure that everyone is on the same page. This section will break down the goal-setting process, demonstrate best practices when setting climate goals, and share examples from local cities to help get you started.

Goal-Setting Process



Tips for Setting Goals: Do This... Not That!

DO... Create SMART goals to bolster accountability
Specific, Measurable, Assignable, Relevant, Time-based

DO NOT... Create general statements or goals without clear direction

DO... Set goals to tackle your biggest sources of emissions

DO NOT ... Create goals that focus on areas of low impact

DO... Choose goals that support other city efforts already in place (i.e. job creation, econ. development)

DO NOT ... Set goals that directly/indirectly oppose other city high priority efforts

DO... Choose goals that are within your direct control or influence

DO NOT ... Leave the success of your goals entirely up to other organizations, entities, or residents

DO... Build in flexibility, so you can revise your goals once the barriers & opportunities are fully understood

DO NOT ... Shy away from setting a goal in fear that you will not be able to reach it

SECTION 4: DEVELOPING GOALS

Example Goals

If you do not know where to start, both the [King County Strategic Climate Action Plan](#) and the [K4C Joint Commitments](#) offer guidance on how to align with countywide emissions goals. Many cities have adopted King County's emissions goals (shown below) and its newest goal of zero waste of resources by 2030 as part of their Comprehensive Plans.

Existing King County Emissions Goals	Proposed King County Emissions Goals
<p><i>These countywide goals were stronger than Washington State emission targets until state legislators passed stronger targets in the 2020 session.</i></p> <p>In 2014, the King County Growth Management Planning Council, a formal body of elected officials from across King County, voted to adopt a shared target to reduce countywide emissions 25% by 2020, 50% by 2030, and 80% by 2050 as compared to a 2007 baseline.</p>	<p><i>The 2020 King County Strategic Climate Action Plan advances a priority action to work with partners to chart pathways to align with the current state targets and best available science.</i></p> <p>The new statewide emission reduction goals are for a 45% reduction by 2030, 70% by 2040, and 95% by 2050 against a 1990 baseline with a net zero emissions goal in 2050.</p>

The table below offers examples and commentary on climate goals set by local cities for illustrative purposes.

	City	Goal	Why this Goal is Relevant
Transportation	Bellevue	50% of vehicles registered by 2050 are electric. source	Bellevue has a large commuter population that contributes significantly to emissions.
	Burien	Reduce single occupancy vehicle trips in the Urban Center to 60%. source	This goal addresses multiple climate targets, including increasing green space and developing new bike and pedestrian pathways.
	Kirkland	Electrify 100% of fleet vehicles by 2030. source	This goal nearly eliminates the impact of the City of Kirkland's fleet.
Energy	Seattle	Reduce residential building energy use by 20% by 2030. source	Seattle has some of the oldest residential building stock in the County so this goal will support large reductions.
	Bellevue	Achieve 100% renewable energy by 2030 [gov operations] and by 2045 [community wide]. source	The timeline encourages earlier targets for operations within their control, while allowing time to meet targets outside of their control (community renewables).
	Kirkland	Join PSE's Green Direct program for all municipal operations. source	This will 'green' its electricity supply and nearly eliminate the carbon impact of its operational electricity use.
Buildings	Shoreline	Increase the number of green residential units in the community to over 700 by 2030. source	This is a measurable goal that will have an indirect positive impact on other city decisions as well, such as zoning and permitting.
Waste	Burien	Achieve recycling rates of: 95% for residential, 75% for multifamily, 65% for commercial sector. source	Increasing recycling efforts will reduce emissions associated with landfilling and influence behavior around consumption.
Forests	Redmond	Ensure no net loss of shoreline ecological functions.* source <i>*definition</i>	This goal will support multiple climate targets (e.g. resiliency, sequestration potential, green space, etc.).



Section 5

IMPLEMENTING CLIMATE ACTION

SECTION 5: IMPLEMENTING CLIMATE ACTION

Section 5

Implementing Climate Action

The implementation plan is what brings goals and strategy to life. In this section, we will discuss several key aspects for successful implementation including overcoming barriers, tips for securing funding, and ways to align with existing city efforts in other areas. Lastly, we will share lessons learned from a few local governments to show what has been successful and why and help avoid recreating the wheel.

Tips for Successful Implementation

1. **Set clear, measurable goals** and establish a metric tracking system early on to report on progress.
2. **Align your efforts** with existing government efforts on economic development, jobs, mobility, community health, equity & justice, and land use efforts.
3. **Make sure there is buy-in from senior leadership** and that resources are allocated for this work.
4. **Start with easy, cost-saving measures** to build momentum. For measures that lay out higher expectations for the community, create a timeline with clear stages, so that the community can prepare and incrementally step up to the challenge.
5. **Assign a dedicated staff member** to manage progress on climate efforts OR a green team, with multiple cross-divisional people responsible for climate action.
6. **Set accountability measures** (employee KPIs, etc.) that provide benefits for achieving goals and consequences for not meeting them.
7. **Measure and report progress regularly** – award/publicly recognize high performance.

To integrate climate action, local governments must develop and adopt a transparent and inclusive decision-making framework that is used at every level to evaluate projects, policies, and actions. Local government staff and the community should be provided with education and training, including information about the deep emissions reductions necessary to avoid the severe consequences outlined in scientific reports such as the 2018 Special Report from the Intergovernmental Panel on Climate Change (IPCC). A decision-making framework should balance economic prosperity, climate, equity, and community health and resilience goals. King County has several examples of building decision making frameworks that consider climate change such as the [Sustainable Purchasing Guidelines](#).

Overcoming Common Barriers

Expect barriers and hiccups along the way. Whether you are just getting started or have a plan in place, expect some variation of the common barriers below. This toolkit offers tips for overcoming these barriers and realizes that each local government will need to tailor its solutions to its own unique challenges.

SECTION 5: IMPLEMENTING CLIMATE ACTION

Barrier	Reason for Barrier	How to Overcome
Lack of resources	Climate action is seen as a separate budget that lacks resources.	Educate staff and community about the importance of integrating climate action into the work of the city government; align with other existing efforts; pursue projects with other departments that also help them meet their goals; achieve quick wins that save money; seek grant opportunities.
Lack of support, or competing priorities	Not seen as an urgent priority, keeps getting pushed to the back burner by more “pressing” issues.	Educate staff and community about the urgency of taking action, and how we are doing this for the sake of our youth, whose futures depend on current actions. Find ways in which actions accelerate progress on other priority areas. Make the case with clear, low cost, and decisive opportunities.
Silos	Climate action not integrated across departments; employees do not understand how climate is related to their daily work.	Set regular cross-departmental meetings to educate and discuss co-benefits of action; implement accountability measures.
No dedicated staff	Lack of financial resources to add new staff; Uncertainty around the payback of assigning an FTE.	Join the K4C to gain support from surrounding cities; utilize interns or student teams where appropriate to do the research and discrete projects; leverage resources and lessons learned from other successful cities, including cities that have managed to shift budget priorities to reflect the urgency of climate action; utilize temporary staffing assignments.

SECTION 5: IMPLEMENTING CLIMATE ACTION

Opportunities to Secure Funding

Funding is always a challenge, especially during uncertain times. Below are a few examples of organizations that provide grants or funding for climate action. Please see [Appendix A](#) for the full list of organizations at the regional, state, and federal level that are known to offer funding support for climate action.

Geographic Reach	Organization	Type of Funding
Regional	King County	Conservation Futures (CFT) (Grant) C-FRED program (Loan)
State	WA Department of Commerce	Clean Energy Fund (Grant) Energy Efficiency and Solar Grants (Grant) Building Infrastructure (Loan)
	Access Washington	Agriculture, Planning, Rural and Urban Forests, Waste Management, Systems Infrastructure (Grants and Loans)
	LOCAL Program	Local Government Efficiency (Loan)
	WA Dept of Ecology	Air & Climate, Water & Shorelines, Waste & Toxics (Grants and Loans)
National	Database of State Incentives for Renewables & Efficiency (DSIRE)	Renewable Energy, Energy Efficiency, Green Building (Grants, Loans, Rebates, Tax Credits)
	EPA Smart Growth	Green Infrastructure, Energy, Environmental Justice, Conservation, Rural and Agricultural, Transportation (Grants)
	ICLEI Climate Finance	Transformative Actions Program (TAP) (Financing)

It is also worth noting other creative solutions for gaining funding and resources.

- **Contract with an energy services company** ([see link to WA State list](#)) can result in more efficient facilities that save money which can cover the cost of any debt service.
- **Partner with neighboring or K4C-member cities** to activate regional collaborations with joint resources. Consider partnerships with tribal governments as well.
- **Advance public-private partnerships** with businesses for mutually beneficial projects.
- **Partner with schools or universities** for research or additional bandwidth.
- **Work alongside environmental and socially conscious non-profits** to amplify efforts on these issues.

SECTION 5: IMPLEMENTING CLIMATE ACTION

Actions Taken by Local Governments

Below is a brief snapshot of several climate actions taken by local governments within King County. These cities are leading by example on climate through their purchasing power and local jurisdiction authority. The information is just a sampling of actions needed to meet our collective climate goals. It is intended to provide guidance for those going through this process by sharing knowledge on what some K4C partner cities have done, so that people know where they can turn to if they have a questions or would like to borrow existing resources rather than recreating their own.

Sample Actions Taken by Cities:

City	Government Operation Emissions							
	Conducted GHG inventory	Established GHG reduction goal of 80%+ by 2050	Greened City Hall	Begun Transition to EV Fleet	Signed up for PSE's Green Direct program	Benchmarking energy savings	Switched all streetlights to LEDs	Established a zero-waste goal
Seattle	x	x	x	x	x	x	x	x
Snoqualmie	x	x	x	x	x		x	
Bellevue	x	x	x	x	x	x	x	x
Kirkland	x	x	x	x	x	x	x	
Shoreline	x	x	x	x				x
Redmond	x	x	x	x	x	x	x	
Issaquah	x	x	x	x	x		x	
Renton	x	x						
Kenmore	x	x	x	x				
Burien	x	x	x				x	

SECTION 5: IMPLEMENTING CLIMATE ACTION

City	Community-Wide Emissions								
	Expanded Transit Efficiency & Access	Began Energy Benchmarking	Developed a Climate Action Plan	Collaborates w/ a Resident-Led Climate Advocacy Group	Reduced Fees for Green Buildings	Hosted a Solarize Campaign* *Program Details	Required Compost in Restaurants	Required EV Charging in all Apartments	Reduced Garbage Pickup to Bi-Weekly
Seattle	x	x	x	x	x	x	x	x	
Snoqualmie	x		x	x		x			
Bellevue	x	x	x			x			
Kirkland	x	x	x	x					
Shoreline	x		x		x	x			
Redmond	x	x	x						
Issaquah	x			x		x	x		
Renton								x	x
Kenmore				x	x				





Section 6

COMMUNITY OUTREACH
AND ENGAGEMENT

SECTION 6: COMMUNITY OUTREACH AND ENGAGEMENT

Section 6

Community Outreach and Engagement

Key pillars of a successful climate action plan are effective communication, outreach, and engagement during both development and implementation. This section explores best practices and general tips for community outreach both virtually and in person. Specifically, it covers topics such as the benefits of community outreach, different ways to do it, best practices, and the importance of reaching out to communities that typically do not have a seat at the table.

When to Conduct Community Outreach and Engagement

There are two distinct times when community outreach is critically important to your climate efforts: during **Planning**, and at **Implementation**.

1. Benefits of Community Engagement during the Climate Planning Stage

When developing a climate action strategy, it is imperative to reach out to a diverse set of stakeholders in your community, including residents, business leaders, youth, and minority communities. Benefits include:

- Community understanding grows. This happens as residents hear about key, impactful areas for the local government to address (generally buildings and transportation), and learn that climate action is crucial and doable.
- Policies become more equitable and inclusive when an intentional effort is made to engage all community members.
- Decisions that include many perspectives are statistically proven to be more successful over the long-term.
- Involving the community also builds social capital, cohesive networks, and can lead to government savings as the solutions are often more effective.
- Stakeholder input provides a better understanding of what will work, what will not, and what your community truly cares about so that you can focus on the things that matter most.



2. Benefits of Community Engagement during the Implementation Stage

When implementing a new program to support your climate goals, thoughtful engagement with the communities in your city will increase and accelerate your success. Ideally, these communities would have already had a chance to help shape the program on the front end, but the focus of this engagement is to:

- (a) Raise awareness and inspire conversation about the co-benefits of climate action, such as health and resilience in the community, greater future opportunity for young people, and expanded creativity and innovation.
- (b) Provide education and solutions that are tailored to the needs of the community
- (c) Listen and adapt to real-time feedback of what works and what does not

SECTION 6: COMMUNITY OUTREACH AND ENGAGEMENT

By engaging in a way that emphasizes shared values and shows mutual respect and understanding, you can adjust programs to fit the aspirations and needs of your community, who will in turn be more apt to engage with the program and help you achieve the results you are looking for. The key here is helping them understand how their engagement in the program can make a real difference, while also alleviating their unique challenges (cost savings, healthier communities) and then provide easy and cost-effective ways to do what you are asking of them. The strategies shared in this section apply to both the development and implementation stages of community engagement.

Methods for Conducting Community Outreach

There are several effective ways of performing community outreach that range in cost/time, magnitude of reach, and quality of input. It is important to utilize multiple strategies when conducting community engagement to diversify the responses and feedback you collect. The rise of virtual gatherings and online input may allow a larger number of people to provide input into climate decisions, but at the same time may deny participation from residents without access to the internet.

Below are a few strategies that have been effective in engaging community members on climate. Note that many of the costs and resources required for in-person meetings (as described below) are eliminated if you opt for virtual meetings instead.

SECTION 6: COMMUNITY OUTREACH AND ENGAGEMENT

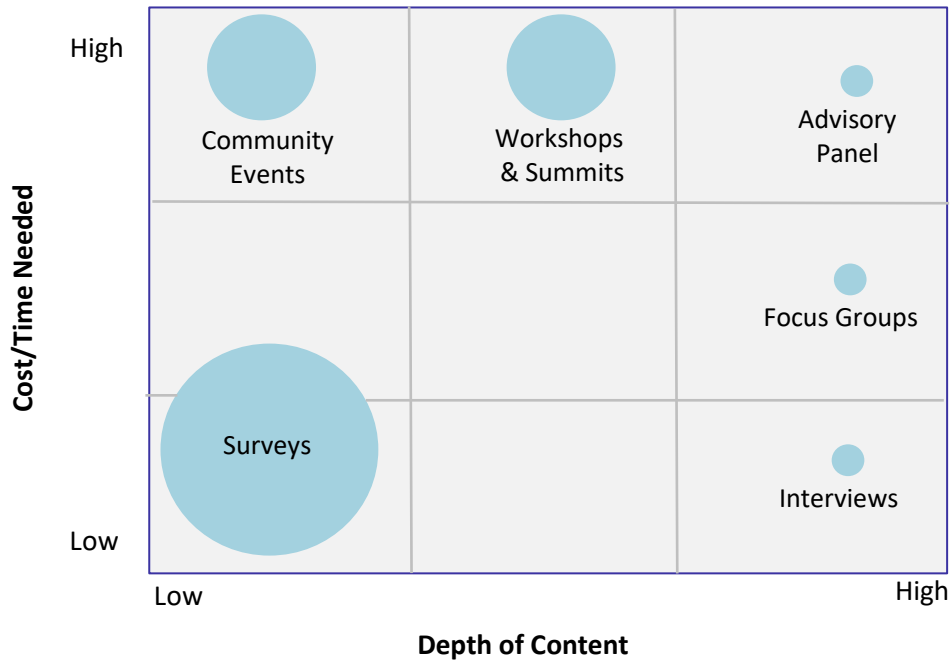
Comparison of Stakeholder Engagement Types

Type of Engagement	PROS	CONS
Surveys <ul style="list-style-type: none"> • Online or mail surveys • Website comment box (allows residents to submit open-ended responses) 	Large reach; inexpensive if done online (mailing is more expensive); easy to generate and tabulate results	No face-to-face interaction; hard to understand context behind answers; one-way conversation; online accessibility is not universal; language barriers may impact participation
Focus Groups <ul style="list-style-type: none"> • Town halls (both in-person and virtual) • City Council meetings 	Ability to interact with participants and understand context of statements; leaders can emerge; trust can be built	Need diverse group in room and a trained facilitator; can accidentally get 'group think'; difficult to repeat and scale; Can be hard to collate ideas and responses
Interviews <ul style="list-style-type: none"> • Virtual • In-person • Phone 	Can do a deep dive with knowledge brokers; get more 'unfiltered' responses when 1-on-1; often leads to more interviews	Can be time consuming; Hard to collate all ideas and responses; may miss key stakeholders/demographic groups with less access or contact with agency
Workshops/Summits <ul style="list-style-type: none"> • Community members • Stakeholders • Sustainability leaders • Institutional leaders 	Effective way to bring everyone together in one place; teams can be formed; larger purpose can be seen through camaraderie; accountability is enforced	Can be expensive and extremely time-consuming for staff and attendees; difficult finding a common time and meeting place
Advisory Panel <ul style="list-style-type: none"> • Diverse, volunteer-based community organization to provide guidance/advisory 	Provides path for community representation; Encourages deeper buy-in and innovative ideas	Difficult to achieve diverse representation that characterizes all local communities; requires regular meetings, clear expectations, and governance structure
Community Events <ul style="list-style-type: none"> • Tabling at community fairs and public events • Host pop-up events in local neighborhoods and decentralized locations 	Engages atypical participants; high visibility; shows willingness to meet residents where they are	Responses and engagement will be brief; events often held outside of working hours

SECTION 6: COMMUNITY OUTREACH AND ENGAGEMENT

Matrix of Stakeholder Engagement

Size of Circle = Audience Reach



Tips for Community Engagement



King County hosted climate workshops in October 2019

- Be transparent, seek to build relationships and trust
- Set measurable objectives
- Intentionally consider all stakeholders, and engage each in multiple ways
- Understand the distribution of impacts (positive & negative) for the topic at hand
- Train all staff on effective & inclusive community engagement best practices
- Consider the needs of your audience – Translators (for live events or materials)? Time of day? Childcare?
- Spread the word – work with schools and community groups, use local and social media, and have an accessible website
- Adjust based on the feedback received – do not just put it on a shelf
- Engagement is continuous – develop a plan, follow up, and maintain the relationship

SECTION 6: COMMUNITY OUTREACH AND ENGAGEMENT

Ongoing Engagement

The above-mentioned strategies are to be used during active engagement with community members. It is important to also utilize ongoing engagement strategies such as dedicated webpages, social media promotion, and printed fliers or handouts available at city locations. The strategies are particularly effective with younger generation residents, who look to online resources first and respond more to short video clips and infographics that grab their attention.


Equitable Community Engagement

Though climate action and social justice are traditionally thought to be separate entities, the two are intertwined and cannot be separated. Climate change impacts certain communities in a disproportionate manner, and lower-income and minority populations have less capacity to mitigate, adapt to, and react to changing conditions. Their voices are often the least heard even though they may be the most valuable ones to add because they are the ones most vulnerable to climate impacts.

Develop a strategy to foster ongoing and deep community engagement with communities of color, minority communities, and low-income populations to advise on equitable policy development, program design, and implementation of climate-related actions. Some of these strategies may include providing childcare, holding meetings at different times of the day to accommodate work schedules, or providing translators and/or materials in predominant languages in that community.

Understand Equity vs. Equality

Why strive for *equity* over *equality*? What is the difference? *Equality* leads to all parties starting from the same place, as shown in the graphic below. However, some face bigger obstacles than others. *Equity* solves this, by starting all parties the same distance away from the goal, regardless of their circumstances or obstacles. It is the fair treatment, access, opportunity, and advancement for all people, while striving to eliminate barriers that have prevented the full participation of some groups.




[Race Equity and Inclusion Action Guide, The Annie E. Casey Foundation](#)

SECTION 6: COMMUNITY OUTREACH AND ENGAGEMENT

By engaging marginalized communities, you will uncover equitable solutions rather than traditional ones that may not consider equity impacts. Equitable solutions will consider root causes of marginalization and work to mitigate or reverse any further disproportionate and negative impact on these communities. They will focus on removing barriers that have previously disabled these communities from engaging in climate action and will improve your success rate of program implementation.

Things to Consider When Performing Equitable Community Outreach

	General Outreach	Frontline Community Outreach
Online Engagement	Online engagement has become far more common in recent years. Online engagement can increase participation due to accessibility (vs. having to drive to a meeting, take time off work or find childcare).	Keep in mind, however, that many individuals in lower-income communities do not have access to online services. This method must be paired with other efforts to hear from all groups.
Advocacy Group Partnerships	Each community has different ethnic populations and faces different environmental issues. Identify advocacy groups that align with the communities you are working with and ask for their advice and input throughout the decision-making process.	Frontline community groups may not have expendable time or resources to seek you out and offer their input – you must seek them out. This starts with identifying existing groups, travelling to their area, and adjusting your schedule to meet their needs. You may also consider compensating individuals for their time as additional incentive.
Business Community	Decisions made by businesses are often some of the most impactful in terms of emissions. Partnering with businesses to adopt climate strategies is an effective way to have a large impact.	Minority-owned small businesses and organizations are often the backbone of frontline communities. Meeting the needs of these leaders through intentional outreach will contribute to understanding the needs of the greater community.
Subject Matter Experts	Seek out the guidance of subject matter experts to help shape goals. Getting a full picture of the situation from experienced individuals allows you to make equally ambitious but reasonable goals with a better understanding of what it will take to reach them.	Experts on diversity, equity, and inclusion as well as environmental justice can provide insight on your specific action item or situation. Refer to the Climate & Equity Community Taskforce as an example of this.



Section 7

CALCULATING A GREENHOUSE
GAS (GHG) INVENTORY

SECTION 7: CALCULATING A GHG INVENTORY

Section 7

Calculating a Greenhouse Gas (GHG) Inventory

Why Perform a GHG Inventory?

A greenhouse gas (GHG) inventory enables a quantitative understanding of the city's emissions profile and is critical to informing climate-related actions, goals, and targets.

A GHG inventory:

- ✓ Helps decision makers understand **where their community or government operations emissions come from.**
- ✓ **Identifies specific sources of high emissions** to focus on, based on a sector's percentage of the overall community emission profile.
- ✓ **Informs implementation** and the setting of reduction targets.
- ✓ Strengthens a city's climate action plan by **prioritizing areas for action.**
- ✓ Sets a **baseline** to track performance over time.

This last point is important. Being able to track performance over time and establishing monitoring systems enables you to communicate progress quickly and intuitively over time while also providing a platform that demonstrate you have the necessary mechanisms to achieve your commitments.

If You Do Not Have an Inventory:

For local governments who do not currently have a GHG inventory, there are two choices:

1. Use one of the tools listed in [Appendix B](#) to calculate your first GHG Inventory (more accurate).
2. Use a similar city or the County's GHG Inventory as a proxy (less resources needed).

Conducting a GHG inventory requires a dedicated amount of time and resources. Many cities choose to hire a consultant or a temporary staffer (such as an intern) to help manage the process as it can take three to six months to complete your first GHG inventory, while others allocate existing staff to complete it. Moreover, cities are free to choose how often they report. Some report annually, every other year, or even every 5 years. For cities with limited resources, they can use a similar jurisdiction's GHG footprint as a proxy to understand where to focus its efforts.

When using a proxy GHG footprint, ensure the size, population, available resources, source of energy (i.e. utility provider), and resource needs of the proxy city aligns with your own. It is worth noting that this option does not allow you to accurately track progress against your emissions or show numerical returns on investment. For a list of which local cities you could use as a proxy, see the section below titled: [Case Studies of GHG Inventories](#).

SECTION 7: CALCULATING A GHG INVENTORY

What is included in a GHG Inventory?

If you are unfamiliar with what a GHG inventory is or what is included, see below. All GHG inventories have key components that provide a consistent and comparable framework for reporting on emissions.

Boundary	Sources of Emissions	GHGs Captured	Time Period
<ul style="list-style-type: none"> Community-wide emissions: all activities that occur within your city limits Government operation emissions: all activities that occur under the local government's owned or operated activities <p><i>NOTE: Government operation emissions are a subset of community-wide emissions.</i></p>	<ul style="list-style-type: none"> Energy (Commercial, residential, industrial) Transportation Waste treatment and disposal Water treatment Agriculture, land use and forestry Emissions occurring outside the geographic boundary of the city or its operations (such as purchasing, travel, waste processing, etc.) 	<p>The Kyoto protocol requires the accounting and reporting of seven major Greenhouse Gases below:</p> <ul style="list-style-type: none"> - Carbon dioxide - Methane - Nitrous oxide - Hydrofluorocarbons - Perfluorocarbons - Sulfur hexafluoride - Nitrogen trifluoride 	<ul style="list-style-type: none"> Continuous period of 12 months – calendar year or financial year Inventories may be conducted annually or on a regular cadence such as every two years or five years

Tips for Ensuring Data Quality & Reliability

Data collection and screening is a vital step in GHG inventory development. Below are a few tips to ensure high quality data:

- ✓ **Communicate with individuals responsible for managing or tracking data across the areas listed above.** Educate them on what specific data points you need, why you need it, and disclose that you will be asking for this data on a regular basis. This will help them develop a process and even spreadsheets to help facilitate data capture.
- ✓ **Provide training for data owners.** This will ensure efficient and accurate collection on the front end, so valuable time is not wasted verifying inaccurate data. This is especially important because staff turnover often has an impact on data accuracy. This will enable clear documentation for each data point.
- ✓ **Prioritize data accuracy for the largest categories.** These will likely be energy and transportation and will have the greatest potential for GHG reduction and cost savings but will depend upon your local government's GHG inventory.
- ✓ **The first GHG Inventory process will likely require some estimations.** The data you need may not be available or easily reported. Estimations and proxy data (i.e. using a similar facility's data as a substitution) are a normal part of the process, so use these strategies when attempting your first GHG Inventory. Be sure to record clear documentation of where each data point was sourced, how it was estimated, and what proxies were used to make future reporting easier and more accurate.

SECTION 7: CALCULATING A GHG INVENTORY

Case Studies of GHG Inventories

Below are three representative examples of GHG inventories. Other King County cities that have completed GHG inventories include Snoqualmie, Bellevue, Shoreline, Redmond, Issaquah, Renton, and Kenmore.

City	Seattle, WA	Kirkland, WA		San Leandro, CA
Inventory Chart				
Boundary	Community-Wide	Government Operation	Community-Wide	Community-Wide (includes Gov. Operations)
Base Year	2008	2005	2005	2005
Frequency	Every 3 years	Annually	Every 3 years	Every 5 years
Emissions Sources Covered	<ul style="list-style-type: none"> - Building Energy Use (Electricity, Natural Gas) - Emissions from passenger vehicles & commercial trucks - Waste Management 	<ul style="list-style-type: none"> - Energy Use (Electricity, Natural Gas) - Gasoline and Diesel (for Vehicles) 	<ul style="list-style-type: none"> - Energy Use (Electricity, Natural Gas) - Gasoline and Diesel (for Vehicles) - Waste 	<ul style="list-style-type: none"> - Residential, commercial and Industrial Energy Use (Electricity, Natural Gas) - Passenger Vehicles, Mass transit - Solid Waste - Water and Wastewater
Goals	<ul style="list-style-type: none"> - 58% reduction by 2030 - Carbon neutral by 2050 	<ul style="list-style-type: none"> - 20% below 2005 by 2020 - 80% below 2005 by 2050 	<ul style="list-style-type: none"> - 20% below 2005 by 2020 - 80% below 2005 by 2050 	<ul style="list-style-type: none"> - 25% below 2005 levels by 2020 - 40% below 2005 levels by 2030 - 80% below 2005 levels by 2050
Progress	5% Reduction from base year in 2016	-30.8% from base year	-21.4% from base year	-20% from base year as reported for 2015
Tool Used	ICLEI-USA's U.S. Community Protocol and the Global Protocol for Community Scale GHG Emission Inventories (GPC)	ICLEI USA's ClearPath software		ICLEI USA's ClearPath software
Source	Source	Source		Source



Section 8

TOP ACTIONS FOR EACH
CATEGORY

SECTION 8: TOP ACTIONS FOR EACH CATEGORY

Section 8

How to Read the Action Tables

The actions presented in this toolkit are oriented around five categories and two sources of emissions:

Five Categories of Actions:



Two Sources of Emissions:



Within each category, the actions presented will be sorted into four types:

- Policy Changes
- Programs/Actions
- Advocacy & Partnership
- Capital Investments

Each suggested action offers additional indicators to aid in decision-making, namely: resources required, reduction potential, and co-benefits. These will help local governments determine which actions make the most sense for their unique community.

As you will see, the proposed actions tend to orbit around a key theme: incentivize and promote the emissions-reducing behavior you want, while disincentivizing and demoting the behaviors that increase emissions. This is a good rule of thumb to utilize while developing your climate action plan.

SECTION 8: TOP ACTIONS FOR EACH CATEGORY

Indicators to Consider When Identifying Actions for Your Local Government

- (1) **Resources Required** – Relative cost and staff time associated with *the city's* implementation of the action. This indicator does not reflect the cost burdens that may be passed onto the “end user” as a result of the action.
- (2) **Emissions Reduction Potential** – Impact potential as determined by comparing to King County’s GHG emissions inventory. It is assumed that most cities will also identify buildings and transportation as their largest sources of emissions. Therefore, actions that affect the County’s largest sources of emissions (energy, transportation) will have a higher emissions reduction potential.

Note: Government and Community-wide will be evaluated on their own respective scales due to their difference in magnitude. Community-scale reductions will always exceed reductions made at government operations.

- (3) **Co-Benefits** – Additional benefits associated with the suggested action.
 - Cost Savings – Relative ability to reduce costs (to the city, homeowners, businesses, etc.).
 - Economic Recovery & Growth – Relative ability to retain or create jobs and attract industries.
 - Resiliency – Relative ability to adapt and survive against extreme events (e.g., public health crisis, extreme weather events, or economic downturns).
 - Climate Justice & Equity – Relative ability to influence/support the creation of equitable communities (e.g. affordability, health, and distributed economic opportunity).
 - Mobility – Relative ability to influence/support accessibility, efficiency, and opportunities for people to move throughout a city.
 - Public Health – Relative ability to influence/support the health and well-being of *all* residents.
 - Natural Environment – Relative ability to positively influence/support undeveloped land (e.g., forests, wetlands, and habitats).

It is also important to note that some actions will align more closely with your local jurisdiction than others. Refer to the section [Key Considerations for Choosing Actions](#) for tips on aligning your top actions.

SECTION 8: TOP ACTIONS FOR EACH CATEGORY



ACTIONS: Transportation & Land Use

The core objectives under the transportation category are to reduce vehicle miles traveled, improve fuel efficiency, enhance safe and effective public transportation, and transition to lower-emission vehicles such as electric vehicles (EVs). While our local communities recover from COVID-19, efforts in telecommute strategies and non-motorized corridors (i.e. converting streets to pedestrian only) may be greatly optimized while public health concerns about mass transit remain.

Related [K4C Joint Commitments](#): *Transportation & Land Use:* Align planning for employment, affordable housing, and mobility taking into consideration impacts to GHG emissions. Increase transit service and mobility with a goal of reducing countywide driving per capita by 20% by 2030 and 50% by 2050, compared to 2017 levels, understanding that different areas of the county have varying levels of transit access.

Clean Fuels & Electric Vehicles: (1) Protect Federal Vehicle Efficiency Standards. (2) Adopt a regional or statewide Clean Fuels Standard that reduces transportation fuel emissions intensities by at least 20% by 2030, compared to 2017 levels. (3) Increase use of electric vehicles such that 100% of light duty vehicles, and at least 60% of medium duty, and 40% of heavy-duty vehicles are electric by 2050.

Below are the top actions in Transportation & Land Use for both community-wide emissions and government operations. For a full list of actions, see the Transportation section in Appendix A ([link](#)).



Actions to Reduce Community-Wide Transportation Emissions

POLICIES	Resources Required	Emissions Reduction	Co-Benefits
Alter zoning and planning policies* to: <ul style="list-style-type: none"> - Uphold the Growth Management Act to support mixed use and compact centers (also referred to as ten-minute communities where work, shopping, schools, and play are within ten minutes of where people live). - Utilize equitable transit-oriented development (ETOD) planning and investments to increase neighborhood density and use of public transit. 	Med	High	Mobility, Climate Justice & Equity, Public Health



SECTION 8: TOP ACTIONS FOR EACH CATEGORY

<ul style="list-style-type: none"> - Prioritize transit accessibility in geographic areas that have: high density; a high proportion of low-income people, people of color, people with disabilities; have limited mid-day and evening transit service to schools, jobs, and child care centers. - Use regulatory and voluntary tools to promote affordable and accessible housing development along existing and planned high capacity transit lines, frequent transit routes and in opportunity areas identified by the King County Housing Authority. - Integrate Transportation Demand Management (TDM) [definition] standards into Comprehensive Plan code changes for institutional and commercial development. - Consider evaluating urban areas that should require high density units and prioritize infill development to prevent sprawl. <p><i>Resource: PSRC's Regional Transportation Plan</i> <i>*Consider the potential displacement effects of all policies and plans by identifying community-centered anti-displacement strategies and resources.</i></p>			
Use incentives to encourage purchase of electric vehicles (such as: sales tax rebates, incentivize dealerships, car rental agency incentives for EVs). Consider stronger incentives for low-income residents.	Med	Med	Cost Savings, Public Health
ACTIONS/PROGRAMMING	Resources Required	Emissions Reduction	Co-Benefits
Encourage and incentivize employers to offer work from home and flexible work schedules .	Low	High	Economic Recovery & Growth, Cost Savings, Resiliency, Public Health
Increase network of safe bike lanes, boulevards, trails ; wider sidewalks; convenient transit stops; effective traffic signals.	High	Low	Mobility, Public Health
Dedicate right of way lanes for public transit (particularly Rapid Ride) and non-motorized transportation (biking).	Med	Med	Mobility
Expand incentives for EV charging for multi-family homes, major employers, and parking garages. Consider requiring EV infrastructure in all new commercial and multi-family construction. Allow regulation for EV charging in apartment buildings.	Med	Med	Mobility, Climate Justice & Equity
Educate freight operators & drivers on fuel efficiency actions such as: turn off their trucks/container delivery trucks/garbage trucks when parked and enforce a “non-idling”	Low	Low	Cost Savings, Climate Justice & Equity, Public Health



SECTION 8: TOP ACTIONS FOR EACH CATEGORY

policy. Prioritize reducing diesel particulate matter on projects near disproportionately impacted populations and that advance environmental justice.			
Improve the efficiency of freight movement within and throughout the region (e.g. implement truck priority and smart pedestrian crossing technologies at traffic signals on key routes, develop freight consolidation centers, provide real-time traffic data/information for logistics companies to plan around and alleviate congestion).	Med	Med	Cost Savings, Resiliency, Public Health
ADVOCACY/PARTNERSHIP	Resources Required	Emissions Reduction	Co-Benefits
Support equitable travel demand management policies at the County & State level: <ul style="list-style-type: none"> - Charge zones on main highways/roads + higher fees during peak hours - Charge tolls for passing into a central city + higher fees during peak hours - Charge vehicles per VMT (<i>Case Study: My OReGo, Oregon's opt-in VMT tax</i>) Consider sliding scale pricing based on level of income to ensure equitable outcomes.	Low	Med	Economic Recovery & Growth
Partner with public transport services, frontline community organizations, and strategic surrounding jurisdictions to pilot new routes and diverse transit options to improve efficiency, reliability, and service areas with a priority/focus on transit-dependent residents and low-income areas. Advocate at the state level for continued funding of Metro, METRO CONNECTS, Sound Transit and supporting services and infrastructure. <i>Resources: Vision 2050, Regional Transportation Plan, Transportation Improvement Program, KC Metro's Mobility Equity Cabinet</i>	Low	Med	Climate Justice & Equity, Mobility, Resiliency
Support the PSRC's Vision 2050 goal for 65% of population growth and 75% of employment growth to be within walking distance of high-capacity transit .	Med	High	Climate Justice & Equity, Mobility
Support a stronger regional or statewide Clean Fuels Standard that gradually reduces the pollutants and emissions from vehicles through transition to biofuels and electrification.	Low	High	Public Health
Partner with school districts to electrify school buses and shuttles .	Low	Med	Cost Savings, Public Health
Work with businesses to incentivize transition to low-carbon or electric vehicles, esp.: <ul style="list-style-type: none"> - Delivery vehicles and warehouse equipment and machinery. - Vehicle miles traveled (VMT) intensive services (home health, cleaners, landscapers) 	Med	Med	Cost Savings, Public Health

SECTION 8: TOP ACTIONS FOR EACH CATEGORY



Actions to Reduce Government Operation Transportation Emissions

POLICIES	Resources Required	Emissions Reduction	Co-Benefits
Update the city's telecommuting policy to foster increased utilization of this commute option whenever it meets city business needs.	Low	Med	Cost Savings, Public Health
Allow multiple teleconferencing options to employees and city stakeholders and offer virtual options for all meetings by default.	Low	Med	Cost Savings, Resiliency
Adopt a business travel policy to limit unnecessary air travel and inter-/intra-city travel (utilize teleconferencing instead); explore carbon offsets for remaining necessary travel.	Low	High	Cost Savings, Economic Recovery & Growth
Define and implement a green vehicle selection process and green fleet resources such as EPA's SmartWay Designation for new or vehicle replacements. Prioritize retiring fleet vehicles older than 10 years old and vehicles where an electric vehicle or hybrid replacement is available with a goal to reduce fleet emissions 45% by 2025.	High	Med	Cost Savings, Public Health
ACTIONS/PROGRAMMING	Resources Required	Emissions Reduction	Co-Benefits
Use fleet management and GPS tracking technology such as Telematics to measure and manage fleet miles . Identify common routes/trips and evaluate effectiveness or necessity of routes. Phase out or eliminate fleet vehicles that travel less than 200 miles per month.	Med	Med	Cost Savings
Train fleet drivers and employees on best practices for fuel efficiency such as: <ul style="list-style-type: none"> - Steady braking and acceleration - Removing excess weight such as bike/roof racks and unnecessary weight in trunks Encourage maintenance staff to utilize practices such as: checking for optimal tire pressure, maintaining air filters, using optimal air conditioning.	Low	Low	Cost Savings, Public Health
CAPITAL INVESTMENTS	Resources Required	Emissions Reduction	Co-Benefits
Install electric car charging stations in key city owned/operated parking facilities and public lands (public park parking lots, etc.).	Med	Low	Mobility

SECTION 8: TOP ACTIONS FOR EACH CATEGORY

ACTIONS: Energy Use & Infrastructure



The core objectives under the Energy Use & Infrastructure category are to 1) reduce energy demand through efficiency and building upgrades, and then 2) transition to renewables to eliminate fossil fuel use wherever possible. The most impactful opportunities will be partnering to fund these improvements for low income residents and incentivizing businesses/commercial buildings to make these improvements in existing building stock.

In 2019, Governor Inslee signed into law the Clean Energy Transformation Act, establishing the framework for a 100% clean electricity supply. The Governor also signed the Clean Buildings Act, establishing energy efficiency standards for all commercial buildings over 50,000. The K4C was active in support of this legislation, and share the below action commitments on supply and efficiency:

Related K4C Joint Commitments :	Energy Supply: Implement the Washington State Clean Energy Transformation Act, which phases out coal-fired electricity sources by 2025 and requires 80% carbon neutral electricity by 2030, and 100% clean electricity by 2045; limit construction of new natural gas based electricity power plants, and seek to establish a more resilient energy system.
	Energy Efficiency: Reduce energy use in all existing buildings 25% by 2030 and 45% by 2050 compared to 2017. Strengthen conservation, and use of renewable natural gas, and support the transition to electrical systems to reduce natural gas and other fossil fuel use in existing buildings by at least 20% by 2030 and 80% by 2050.

Below are the top actions in Energy Use & Infrastructure for both community-wide emissions and government operations. For a full list of actions, see the Energy section in Appendix A ([link](#)).



Actions to Reduce **Community-Wide**

Energy Use & Infrastructure Emissions

POLICIES	Resources Required	Emissions Reduction	Co-Benefits
Remove barriers for installing residential & small business renewable energy systems, as well as community solar (streamline permitting, lower fees, etc.). The SolSmart program provides guidance and recognition.	Low	Med	Economic Recovery & Growth, Resiliency, Public Health
Require building energy performance disclosure* and benchmarking from all privately-owned commercial buildings by 2030 (at a minimum, any multi-family or non-residential over 20,000 sq. ft) and set a maximum target for energy per sq. ft. by a determined year.	Low	High	Resiliency, Cost Savings



SECTION 8: TOP ACTIONS FOR EACH CATEGORY

<i>*Existing policy requires benchmarking of building over 50,000 sq. ft by 2026. Incentives available for buildings that adopt early.</i>			
Mandate proper use, monitoring, and disposal of refrigerants* in commercial and residential buildings. <i>*Refrigerants such as HFCs are found in air conditioners, heat pumps, refrigerators.</i>	Low	Med	Cost Savings, Economic Recovery & Growth, Public Health
ACTIONS/PROGRAMMING	Resources Required	Emissions Reduction	Co-Benefits
Support increased awareness of incentives available for early action under the Clean Buildings Act which requires commercial & multi-family buildings over 50,000 sf to conduct audits and perform deep EE design and retrofits to meet goals. Prioritize low- and no-cost home retrofit packages for low-income and marginalized communities.	Med	High	Cost Savings, Climate Justice & Equity, Resiliency
Incentivize a full transition to electric or solar thermal heating/cooling and electric water heating (solar or heat pumps) for existing commercial and residential buildings by a determined year (e.g. 2040). Strategies include adding permit fees for natural gas units while providing property tax exemptions for electric units. Provide funding (rebates and incentives) to prioritize inefficient low-income housing. Also see the Green Building Section, specifically the first action, which discusses amending energy codes.	Med	Med	Cost Savings, Public Health, Climate Justice & Equity, Economic Recovery & Growth, Resiliency
Encourage businesses, large energy users, and residents to enroll in Puget Sound Energy's (PSE) Green Power Program (<i>only applicable to PSE customers</i>).	Low	High	Public Health
ADVOCACY/PARTNERSHIP	Resources Required	Emissions Reduction	Co-Benefits
Advocate for a market-based price on carbon that fits the needs of your local government and enables a portion of the revenue to be reinvested in climate action.	Med	High	Economic Recovery & Growth
Establish long-term partnerships with contractors and utilities to coordinate equitable access for residents and businesses to resources such as: <ul style="list-style-type: none"> - Energy-efficiency resources and incentives - Financial assistance and alternative financing - Outreach and education Support use of tools and strategies to engage impacted communities and ensure economic, social and environmental benefits are shared with marginalized communities. Offer resources in all relevant languages and articulate the connections between energy, climate change, and equity to expand frontline community members' knowledge.	Med	High	Cost Savings, Economic Recovery & Growth, Climate Justice & Equity



SECTION 8: TOP ACTIONS FOR EACH CATEGORY

ADVOCACY/PARTNERSHIP CONTINUED	Resources Required	Emissions Reduction	Co-Benefits
<p>Partner with utilities to promote existing energy incentive programs in the residential sector. These programs help reduce upfront costs for investing in more efficient equipment and home improvements.</p> <p><i>Resource: Puget Sound Energy Rebates, Seattle City Light Incentives</i></p>			
<p>Partner with utilities and contractors to help businesses and school districts improve efficiency and upgrade equipment that improves affordability, comfort, indoor air quality and energy efficiency in all commercial/multi-family buildings and schools.</p>	Low	Med	Cost Savings, Economic Recovery & Growth, Resiliency
<p>Support the development of community solar projects* that benefit all residents, particularly communities of color, low-income populations, and members of limited-English-speaking communities.</p> <p><i>*Community solar projects typically build large solar facilities and let residents purchase a portion of the energy generated, improving solar access for all residents (especially those in rental housing).</i></p> <p><i>Resource: Spark Northwest (also supports Solarize Campaigns)</i></p>	Low	Med	Economic Recovery & Growth, Climate Justice & Equity, Resiliency
<p>Continue to support development of local and regional biogas resources, including anaerobic digestion of food scraps, while minimizing disproportionate impacts on low-income populations and communities of color by engaging with frontline community groups and using best available data. Emphasis on restaurants, cafeterias, educational/corporate campuses, food banks and other food handling facilities.</p>	Low	Low	Cost Savings, Climate Justice & Equity, Economic Recovery & Growth, Resiliency

SECTION 8: TOP ACTIONS FOR EACH CATEGORY



Actions to Reduce **Government Operation**

Energy Use & Infrastructure Emissions

POLICIES	Resources Required	Emissions Reduction	Co-Benefits
Establish a purchasing policy to require any capital upgrade projects to consider the most efficient equipment available within reasonable cost. <i>Resources: King County Sustainable Purchasing Guide, King County Recommended Ecolabels</i>	Low	Low	Cost Savings
Incorporate total cost of ownership into energy purchasing decisions to factor in both capital and operational costs. Require use of an Embodied Carbon Calculator for all public projects and government-operated development. <i>Resource: EC3 Embodied Carbon in Construction Calculator</i>	Med	Med	Cost Savings
ACTIONS/PROGRAMMING	Resources Required	Emissions Reduction	Co-Benefits
<i>Overall Management</i>			
Create an energy task force to identify all opportunities to save money through smarter actions internally. Share energy management practices with all departments.	Med	Med	Cost Savings
Conduct energy audits in all city owned and operated buildings, partner with the local utility and private contractors.	Low	Med	Cost Savings
Establish energy consumption baseline for all owned & leased buildings and develop energy reduction goals and targets (utilize Energy Star score from EPA's Portfolio Manager).	Med	Low	Cost Savings
Join Puget Sound Energy's (PSE) Green Power Program . <i>Only available to PSE customers.</i>	Low	High	Climate Justice & Equity
<i>Heating & Cooling</i>			
Work with facility managers to ensure regular HVAC maintenance , cleaning of air ducts, evaporator and condenser coils on heat pumps, air-conditioners, or chillers are conducted in a timely manner – quarterly or seasonally. Specifically ensure: <ul style="list-style-type: none"> - Schedule HVAC system setbacks in all owned and leased buildings to turn off overnight and on weekends - Encourage staff to lower shades in the summer to reduce A/C demand - Visually inspect insulation on all piping, ducting and equipment for damage - Check for air leakages in window/door frames or cracked seals. - Shorten the preventive maintenance intervals specifically for HVAC systems 	Low	Med	Cost Savings, Resiliency



SECTION 8: TOP ACTIONS FOR EACH CATEGORY

ACTIONS/PROGRAMMING CONTINUED	Resources Required	Emissions Reduction	Co-Benefits
Enable consistent power management settings across workgroup for all computers and related devices: <ul style="list-style-type: none"> - Monitor shut-off enabled after ten minutes of inactivity - Sleep mode enabled after 20 minutes of inactivity - Hibernate mode enabled after 45 minutes of inactivity - Sleep/energy-saver mode enabled on all copiers/ printers - Install energy saving software that puts computers into sleep mode, but can turn on when IT downloads security patches and updates overnight 	Low	Low	Cost Savings
CAPITAL INVESTMENTS	Resources Required	Emissions Reduction	Co-Benefits
Make energy efficiency improvements to upgrade equipment or improve building envelope/insulation/weatherization. Utilize King County's C-FRED program low-interest loan funds , pursue state grants in coordination with an energy services contractor, or leverage Department of Commerce grant programs. High efficiency options include: <ul style="list-style-type: none"> - Replace HVAC systems operating over 10-15 year period or systems using R-22 refrigerant with Ammonia based refrigerants - Replace windows with multi-pane energy efficient windows - Update to programmable thermostats with energy management software - Install Variable Frequency Drives (VFD) for HVAC, fans and pumps systems to draw energy based on occupancy 	Med	Med	Cost Savings
Implement retro commissioning (improving the efficiency of existing equipment/systems) that improves affordability, comfort, indoor air quality and energy efficiency in all owned & operated buildings.	Med	Med	Cost Savings, Resiliency
Install motion sensors for all indoor lighting in owned buildings and automatic timers on all equipment and appliances that can be turned off at night rather than standby.	Low	Low	Cost Savings

SECTION 8: TOP ACTIONS FOR EACH CATEGORY



ACTIONS: Green Building

The core objective under this category is to update existing building stock to the most efficient technology available and mandate new buildings to be built to high efficiency standards – this includes both equipment and building materials (taking into consideration embodied carbon). These actions will both reduce energy and water demand and improve the health/living conditions of occupants. Alongside recent updates to the state energy code addressing new construction, the most impactful opportunities will be retrofitting old buildings, installing Building Automation Systems, and improving Construction and Demolition waste diversion.

While reducing the energy use of buildings is the priority, it is important to remember that creating potable water and processing wastewater both require tremendous energy, therefore reducing demand for and investing in the operational efficiency of municipal systems will also yield GHG savings.

Related K4C Joint Commitment :	Energy Code: Implement Washington State Energy Code * which requires new buildings constructed to move incrementally towards stronger efficiency performance including 70% energy reduction and net-zero GHG emissions in new buildings by 2031. *This is a state requirement.
--	--

Below are the top actions in Green Building for both community-wide emissions and government operations. For a full list of actions, see the Green Building section in Appendix A ([link](#)).



*Actions to Reduce **Community-Wide** Green Building Emissions*

POLICIES	Resources Required	Emissions Reduction	Co-Benefits
Adopt local amendments to the WA State Building Code Council that go above and beyond the WA State Energy Code to mandate advanced energy performance standards and low carbon design for new and renovated commercial and multi-family buildings. Incentivize similar goals for residential (cities do not have jurisdiction over residential code). For example: <ul style="list-style-type: none"> - Require electric heating/cooling and electric water heat pumps in all new builds or renovations (no new natural gas) 	Low	High	Cost Savings, Economic Recovery & Growth, Resiliency



SECTION 8: TOP ACTIONS FOR EACH CATEGORY

<ul style="list-style-type: none"> - Require new buildings be solar ready and EV charging ready (consider including buildings undergoing deep retrofits as this is another good time to make changes) - Require adequate room for three separate collection waste bins - Incentivize development of rooftop and parking lot rain gardens & rain walls - Allow for water/wastewater reuse (including reusing greywater*) - Rainwater catchment systems (cheap, easy to install) for landscape irrigation, etc. - Ban installation of septic tanks where not connected to public sewer systems - Incentivize 1.28 gpf or lower toilets and 1 pint for urinals - Strengthen standards to nationally recognized codes for wildfire and flood risk areas <p><i>*Greywater is gently used potable water, such as from washing machines, sinks, and showers that can be reused for non-potable water uses such as toilets and landscaping.</i></p>			
<p>Provide incentives for the development of LEED or other high-performance certified commercial buildings (e.g. expedited permitting, tax credits, and permit fee reductions/waivers) with a goal to achieve net zero GHG in new buildings by 2031.</p> <p><i>Resources: Getting started with LEED and Built Green</i></p>	Med	Med	Cost Savings, Resiliency, Public Health
<p>Adopt policies that require owners of buildings over a certain size (such as 50,000 sq. ft) to manage their own stormwater runoff. Consider requiring permeable pavement by a target year.</p>	Low	Med	Resiliency, Natural Environment
<p>ACTIONS/PROGRAMMING</p>	<p>Resources Required</p>	<p>Emissions Reduction</p>	<p>Co-Benefits</p>
<p>Utilize current science, best practices, and updated maps of urban heat islands and vulnerable populations to help inform decisions and priorities about projects and programs that help to cool the urban environment. Incentivize solutions that reduce heat islands including tree canopy, green roof rain gardens, white roofs, and less parking.</p>	Med	Med	Cost Savings, Resiliency, Climate Justice & Equity, Public Health, Natural Environment
<p>Reward building owners* for achieving high performing energy and water efficiency standards for industrial, commercial, multi-family, and residential buildings.</p> <p><i>*Rewards may include recognition, benefits through fee structure, expedited permitting, financial awards, etc.</i></p>	Med	Med	Cost Savings, Climate Justice & Equity
<p>Utilize educational campaigns to encourage low-impact, drought-resistant landscape development and design for residential and commercial property to lower demand on stormwater systems and improve soil sequestration.</p>	Low	Low	Cost Savings, Resiliency, Natural Environment



SECTION 8: TOP ACTIONS FOR EACH CATEGORY

ADVOCACY/PARTNERSHIP	Resources Required	Emissions Reduction	Co-Benefits
Join the Regional Code Collaboration and K4C to actively participate in revising the Washington building code to incorporate performance that targets net-zero energy and strengthen building and residential energy codes.	Low	High	Resiliency
Partner with housing authorities and other affordable housing providers to educate and encourage retrofits to existing, old building stock. Use meaningful, inclusive, and community-driven approaches to develop implementation strategies that serve low- and no-income people, BIPOC, immigrants and refugees, people with disabilities, and limited-English-speaking communities in ways that work for them.	Low	Med	Cost Savings, Climate Justice & Equity, Economic Recovery & Growth, Resiliency
Work with landscape companies to educate and incentivize smart irrigation management and technology, including greywater use for subsurface irrigation.	Low	Med	Cost Savings, Resiliency, Natural Environment
Support development of a C-PACER* program in King County. <i>*The Commercial Property Assessed Clean Energy and Resiliency (C-PACER) program, or House Bill 2405, was signed into law June 2020. PACER programs enable the financing of building improvements, such as energy efficiency upgrades, renewable energy improvements, water conservation, and resiliency retrofits to address vulnerabilities to earthquakes and other natural disasters.</i>	Med	High	Cost Savings, Economic Recovery & Growth, Climate Justice & Equity

SECTION 8: TOP ACTIONS FOR EACH CATEGORY



Actions to Reduce **Government Operation** Green Building Emissions

POLICIES	Resources Required	Emissions Reduction	Co-Benefits
Require construction of new government buildings to meet highly efficient, net zero carbon standards by a determined date using standards such as LEED Zero . Adopt or replicate King County's Equity and Social Justice requirements into green building policies.	High	Med	Resiliency, Climate Justice & Equity, Public Health
Adopt King County's Construction & Demolition waste diversion requirements . [*] Utilize financial levers such as: added fees, reduced fees, expedited permitting, diversion credits, etc. Prioritize contractors who use salvaged/recycled materials . <i>*Minimum of 80% Diversion currently, 85% in 2025, and Zero Waste of Resources by 2030.</i>	Med	Med	Economic Recovery & Growth, Natural Environment
Support policies, tools and programs to reduce construction-related emissions, including sourcing low embodied carbon materials such as cross laminated timber* (CLT) for all building projects when available and within a specified cost margin. <i>*CLT has lower embodied carbon as compared to concrete and steel. Is only applicable in heavy timber-framed construction.</i> <i>Resource: EC3 Embodied Carbon in Construction Calculator</i>	Med	Med	Resiliency, Natural Environment
Require permeable pavement for all new construction & remodels to reduce stormwater runoff and costs. Determine a minimum percent of stormwater that should be managed with impervious surfaces, Salmon-Safe standards , and sustainable stormwater strategies by 2030.	Low	Med	Cost Savings, Resiliency, Natural Environment
ACTIONS/PROGRAMMING	Resources Required	Emissions Reduction	Co-Benefits
Establish an energy & water baseline for government operations and develop reduction goals and targets.	Med	Low	Cost Savings
Pilot programs on government-owned property or joint developments that meet the criteria of Living Building Challenge and Living Community Challenge standards. <i>Case Study: zHome in Issaquah</i>	Med	Low	Resiliency, Public Health



SECTION 8: TOP ACTIONS FOR EACH CATEGORY

ACTIONS/PROGRAMMING CONTINUED	Resources Required	Emissions Reduction	Co-Benefits
Identify costs of landscape maintenance (water, service crew, etc.) and work with landscapers to transition to native, drought-tolerant landscapes and use smart infrastructure* when needed during first establishment phase. Intention is to keep valuable partners but educate and transition them to new practices. <i>*Smart infrastructure: drip irrigation and smart controllers that integrate rain sensors.</i>	Low	Med	Cost Savings, Resiliency
Install rain gardens and rain catchment systems to reduce stormwater runoff. Collected rainwater can be used for landscape maintenance.	Med	Low	Cost Savings, Resiliency
CAPITAL INVESTMENTS	Resources Required	Emissions Reduction	Co-Benefits
Adopt Building Automation Systems (BAS)* for all new construction and upgrade system controls for existing buildings. <i>*Examples of BAS: motion sensor lighting, temperature sensors, ventilation controls, etc.</i>	Med	Med	Cost Savings
Install technology such as infrared cameras to track methane and refrigerant leaks in high-risk buildings (landfill processing plants, cement producers, agricultural facilities).	Med	Med	Cost Savings, Resiliency

Does your city manage its own municipal water system? Here are some additional ways to reduce the demand on your systems and improve their efficiency:

- Work with **golf courses, water parks, and laundromats** to reduce water use and utilize recycled water when safe to reduce demand on systems.
- Make improvements for **treating sewage & sludge** and install organic processing technologies (such as anaerobic digesters) to optimize use for energy generation and phosphate recovery.
- Dedicate stormwater funds to maintain a **sustainable source of funding for natural solutions** to stormwater management.

SECTION 8: TOP ACTIONS FOR EACH CATEGORY



ACTIONS: Consumption & Waste

The core objectives under the Consumption & Waste category are to alter the consumption habits of businesses and residents and to reduce waste generation. As demonstrated by the [King County Consumption Based GHG Inventory](#), the embodied carbon emissions of the products we purchase have a significant impact on our climate. Reducing consumption and improving waste diversion not only supports emissions reductions but will also lead to cost savings in the disposal, sorting, and handling of this waste as well.

Local governments have authority over the availability of residential and commercial recycling and composting. Local governments can also encourage and invest in distributed waste management (i.e. anaerobic digestion technology) as well as platforms that incentivize industrial waste reuse and sharing economy principles.

Related K4C Joint Commitment :	<i>Consumption & Materials Management</i> : Achieve a 70% curbside recycling rate countywide; by 2030, achieve zero waste of resources for materials that have economic value for reuse, resale, and recycling.
--	---

Below are the top actions in Consumption & Waste for both community-wide emissions and government operations. For a full list of actions, see the Consumption & Waste section in Appendix A ([link](#)).



*Actions to Reduce **Community-Wide** Consumption & Waste Emissions*

POLICIES	Resources Required	Emissions Reduction	Co-Benefits
<p>Mandate recycling and composting & enforce segregation/sorting* by an identified year (especially for multi-family buildings and commercial properties where contamination is high). Use education and incentives to guide building owners, operators and residents to achieve the goal.</p> <p>*Partner with waste haulers who know which routes have the most contamination</p>	Med	Med	Economic Recovery & Growth
<p>By 2030 achieve Zero Waste of Resources that have economic value (across all generated sources including commercial, households, construction etc.) in line with King County's waste diversion policy.*</p> <p>*Includes milestones of 85% diversion by 2025</p>	Med	High	Cost Savings, Economic Recovery & Growth, Natural Environment



SECTION 8: TOP ACTIONS FOR EACH CATEGORY

POLICIES CONTINUED	Resources Required	Emissions Reduction	Co-Benefits
Adopt policies consistent with the Responsible Recycling Task Force to deliver a more harmonious and effective regional recycling system.	Low	Med	Cost Savings, Economic Recovery & Growth, Resiliency
Adjust zoning requirements, lower barriers, and increase incentives for industrial centers to more easily share/reuse/recycle waste (metal/cardboard/plastics, heat, water, etc.) – often referred to as industrial symbiosis or eco-parks.	Low	High	Cost Savings, Economic Recovery & Growth, Resiliency
ACTIONS/PROGRAMMING	Resources Required	Emissions Reduction	Co-Benefits
Provide incentives (tax breaks, stipends, etc.) for businesses that purchase locally made, low-carbon, and/or sustainable materials and equipment to offset potentially higher costs.	Med	Med	Economic Recovery & Growth
Develop an educational campaign to help consumers consider and evaluate the total life cycle of common goods and purchases (includes production, packaging, shipping, end of life recycling, etc.).	Med	Low	Natural Environment
Increase education and awareness of waste diversion opportunities for common residential waste products that have significant climate benefits such as food waste. <ul style="list-style-type: none"> - Ensure equitable access to waste education through multi-lingual and targeted campaigns for multi-family renters/landlords, large families, and limited English proficiency. Consider co-creating culturally relevant signage with community members. - Provide online and print resources to help businesses and residents identify organizations that will take used furniture, equipment, and other household items. Prioritize large businesses and multi-family units. - Share and disseminate resources through trusted community partners. 	Med	Low	Cost Savings, Economic Recovery & Growth, Climate Justice & Equity
Partner with frontline communities to support a regenerative and sustainable local zero waste food economy that prioritizes the physical and economic vitality of communities, health of food ecosystems, and well-being of food/farmworkers.	Med	High	Cost Savings, Economic Recovery & Growth, Resiliency, Climate Justice & Equity
Work with local businesses and industries to create a waste exchange system for items that typically end up in the waste stream. Conduct a waste stream mapping exercise with large businesses to find reuse/repurpose opportunities.	Low	Medium	Cost Savings, Economic Recovery & Growth, Resiliency, Natural Environment



SECTION 8: TOP ACTIONS FOR EACH CATEGORY

ADVOCACY/PARTNERSHIP	Resources Required	Emissions Reduction	Co-Benefits
Partner with schools to develop curriculum around sustainable practices, from proper waste segregation to resource conservation and best practices for emissions reductions.	Low	Med	Cost savings
Work with waste utilities to expand separation and processing of organic waste (includes waste to-energy from methane capture, biogas, plasma gasification, etc.) and make storage and pickup available to all sectors.	Low	Medium	Cost savings, Economic Recovery & Growth
Develop awareness campaign and support pilot projects for small scale distributed organic processing facilities (including anaerobic digestion) for organic waste in key industries (near restaurant hubs, hospitals, educational/corporate campuses, food banks, detention centers).	Low	Medium	Cost Savings, Economic Recovery & Growth, Resiliency

SECTION 8: TOP ACTIONS FOR EACH CATEGORY



Actions to Reduce **Government Operation** Consumption & Waste Emissions

POLICIES	Resources Required	Emissions Reduction	Co-Benefits
<p>Adopt a sustainable purchasing policy. Buy products with environmental standards and certifications. These products are identifiable by their certification mark or “ecolabels” (e.g., Energy Star, EPEAT, Green Seal).</p> <p>Additional considerations:</p> <ul style="list-style-type: none"> - Include a clause for choosing ground vs. two-day shipping when possible - Choose products that have less packaging - Opt for bulk serving sizes vs. single serve (e.g. creamer, sugar, condiments, etc.) <p>Resources: King County Sustainable Purchasing Guide, King County Recommended Ecolabels</p>	Medium	Medium	Cost Savings
<p>Switch to digital for all internal and external paper uses when feasible.</p> <ul style="list-style-type: none"> - Internal: HR paperwork, meetings, presentations, reports, invoices, etc. - External: Invoices, payments, contracts, digital signatures, etc. 	Low	Low	Cost Savings
ACTIONS/PROGRAMMING	Resources Required	Emissions Reduction	Co-Benefits
<p>Conduct a waste stream audit* to determine annual landfill waste generated vs. waste diverted (recycling and composting) by total volume and costs. Then act upon the data to improve waste diversion (may include clear signage, changes to purchasing, etc.).</p> <p><i>*Waste stream hauler may be able to give you this information if requested</i></p>	Low	Low	Cost Savings
<p>Identify partners that will purchase or receive (as donation) salvaged materials*, furniture, and equipment from renovated buildings or whenever there is furniture turnover (new office chair, etc.)</p> <p><i>*Salvaged materials may include: brass fixtures, steel piping, furniture, etc.</i></p>	Med	High	Cost Savings, Natural Environment, Economic Recovery & Growth

SECTION 8: TOP ACTIONS FOR EACH CATEGORY



ACTIONS: Forests & Agriculture

The core objectives under the Forests & Agriculture category are to (1) ensure responsible and resilient land use practices, (2) expand green spaces, and (3) let natural systems reduce the impacts on land and climate as the County continues to grow.

Local governments can develop strategies that increase tree canopy cover and improve the resiliency and health of natural green spaces. They can also advocate for stronger agricultural practices that improve soil sequestration and reduce chemical use.

Related K4C Joint Commitment :	<i>Forests & Farming</i> : Reduce sprawl and associated transportation related GHG emissions and sequester biological carbon by focusing growth in urban centers and protecting and restoring forests and farms.
--	--

Below are the top actions in Forests & Agriculture for both community-wide emissions and government operations. For a full list of actions, see the Forests & Agriculture section in Appendix A ([link](#)).



*Actions to Reduce **Community-Wide** Forests & Agriculture Emissions*

POLICIES	Resources Required	Emissions Reduction	Co-Benefits
Require developers to replace the sequestration equivalent of any trees removed from the land. Take into consideration tree age, diameter size (relative to a specific height), species diversity and distribution.	Med	Med	Natural Environment, Resiliency, Public Health
Require and promote urban design and redevelopment approaches that incorporate natural systems and green infrastructure into site improvements, urban parks, rights of way, green corridors, and other infrastructure facilities. Collaborate authentically with frontline communities that are in the greatest need of green infrastructure to develop equitable strategies for implementation. <i>Resource: Regional Open Space Conservation Plan</i>	Med	High	Economic Recovery & Growth, Resiliency, Climate Justice & Equity, Natural Environment
Utilize and expand Transfer of Development Rights (TDR) initiatives that focus development within urban and developed areas.	Low	Med	Natural Environment, Resiliency, Climate Justice & Equity

SECTION 8: TOP ACTIONS FOR EACH CATEGORY



ACTIONS/PROGRAMMING	Resources Required	Emissions Reduction	Co-Benefits
Continue to utilize and pilot Urban Forest Carbon Offset projects. Sustain and grow King County's Forest Carbon Program so it contributes substantively toward acquisition costs.	Low	Med	Economic Recovery & Growth, Resiliency, Natural Environment
Incentivize alternative silvicultural* practices of both public and private lands to enhance carbon sequestration potential (KC Forest Carbon Program, Public Benefit Rating System). <i>*Silviculture is the practice of managing the growth and composition of forest vegetation</i>	Med	Med	Resiliency, Natural Environment, Public Health
Develop a plan to increase tree canopy within the city. Prioritize areas subjected to high urban heat island effect. Consider engaging residents on open space restoration efforts through Forterra's Green Cities program . <i>Case Study: Redmond Strategic Plan</i>	Med	High	Resiliency, Natural Environment, Public Health, Climate Justice & Equity
Support and contribute to King County's Goals to Plant/Protect/Prepare 3 million trees* <i>*Goal is to plant 500,000 trees by 2025, protect 6,500 acres of open space by 2025, and prepare for climate change by doubling rate of restoration to 200 acres/year</i>	High	High	Resiliency, Natural Environment, Public Health
ADVOCACY/PARTNERSHIP	Resources Required	Emissions Reduction	Co-Benefits
Partner with King Conservation District to expand forest and farm stewardship through their incentives, grants, and farm management planning programs.	Med	Med	Natural Environment, Climate Justice & Equity
Advocate for more stringent conservation laws around agricultural practices and farmlands to improve the sequestration potential of the land. Partner with farmers to enhance dialogue and remove barriers for high carbon sequestering land use* and maintenance. <i>*Public Benefit Rating System / Current Use Taxation Program</i>	Med	Med	Resiliency, Natural Environment, Climate Justice & Equity

SECTION 8: TOP ACTIONS FOR EACH CATEGORY



Actions to Reduce **Government Operation** Forests & Agriculture Emissions

POLICIES	Resources Required	Emissions Reduction	Co-Benefits
Incorporate environmental justice criteria and priorities into zoning, land use planning, permitting policies, and development of new projects. Address disparities in public health impacts using best available data.	Low	Low	Natural Environment, Climate Justice & Equity, Resiliency
Protect and enhance local natural resources (water bodies, flood plains, healthy soils, natural areas, vegetated areas and corridors) that provide multiple benefits* (carbon capture; reduce flood, landslide, stormwater and heat island impacts; cool and purify water and air; and improve public health and biodiversity).	Med	High	Resiliency, Natural Environment, Public Health
ACTIONS/PROGRAMMING	Resources Required	Emissions Reduction	Co-Benefits
Create stewardship plans for all city-owned/managed farmland and forested sites above an appropriate threshold.	Low	Med	Natural Environment, Economic Recovery & Growth
CAPITAL INVESTMENTS	Resources Required	Emissions Reduction	Co-Benefits
Evaluate the sequestration potential of existing public lands and invest in changes/recommendations that enable high sequestration levels (carbon sinks), particularly mature, temperate conifer forest land.	Med	High	Resiliency, Natural Environment



Section 9

CONCLUSION

SECTION 9: CONCLUSION

Section 9

Conclusion

The impacts of climate change are already affecting our region, with extreme heat waves, heavier rainfall, and wildfire smoke leading to increased health disparities and risks to community safety. Local governments must engage in decisive, consistent, and collective action when approaching issues of such scale and importance to the well-being of residents. This Toolkit provides a path for action that all cities can leverage to contribute to the region's collective efforts of meeting the shared countywide GHG reduction goals.

By pursuing and implementing the policy changes, programs, and investments recommended in this Toolkit in an equitable manner, cities can:

- Slow the impacts of climate change on our communities, especially those disproportionately impacted
- Reduce economic, environmental, and social vulnerabilities
- Expand living wage jobs and stimulate economic growth for local and small businesses
- Improve our region's air and water quality
- Lessen our impact on the natural environment
- Preserve and protect open spaces that sequester carbon and contribute to quality of life
- Increase mobility through thoughtful land use and development, and increased options to travel, including transit, walking, and biking.

Acting on climate change does not mean recreating the wheel. Many cities in King County have already taken substantial action, and many others are just beginning their journey. There are lessons learned, best practices, and existing materials already available to help your city take action and advance our region's efforts on climate change. In addition to this Toolkit, there are many local, state, and national organizations and well-researched resources to help support your city's climate action journey. These have been collated in [Appendix C](#). The King County-Cities Climate Collaboration also shares knowledge and resources to reach the shared countywide emission reduction targets.

Decisive, urgent actions are necessary to help curb the effects of climate change. Acknowledging that each city has a unique emissions profile and limited resources with which to affect a plan, the guidance provided in this Toolkit will help each city to customize their contributions for maximum impact, ultimately achieving our countywide goals.



Section 10

APPENDIX

SECTION 10: APPENDIX

Section 10

Appendix

Use the below links to help you navigate through the Appendix.

[Appendix A: Funding Opportunities](#)

This section is a representative list of regional, state, and national organizations that often have funding opportunities for climate-related work.

[Appendix B: Resources to Help Calculate a GHG Inventory](#)

The resources provided in this section are tools and organizations that will help you calculate a GHG inventory.

[Appendix C: Additional Resources](#)

This is a comprehensive list of organizations that provide climate action support for cities, have relevant reports, and/or support directly with implementation.

[Appendix D: Community Engagement](#)

This section lists the organizations that contributed to the development of this Toolkit.

[Appendix E: Additional Actions](#)

This section provides a comprehensive list of all actions (supplementary to the top priority actions above) collected throughout the development of this Toolkit.

SECTION 10: APPENDIX

Appendix A: Funding Opportunities

Geographic Reach	Organization	Type of Funding
Regional	Forterra Strong Communities Fund	A social investment fund dedicated to keeping our region inclusive and welcoming to all -- secures properties for community space, affordable housing and small businesses in areas under intense development pressure
	King County	C-FRED program Conservation Futures (CFT) WaterWorks
	Georgetown Climate Center	Information and resources on Local, State, Federal, Government, and Private funding and financing options Urban Heat Adaptation
	Community Development Block Grant (CDBG) Programs	The CDBG Program provides annual grants on a formula basis to states, cities, and counties to develop viable urban communities by providing decent housing and a suitable living environment, and by expanding economic opportunities, principally for low- and moderate-income persons
	RCAC Environmental Infrastructure Loan Program	Rural Community Assistance Corporation helps create, improve or expand the supply of safe drinking water, waste disposal systems and other facilities that serve communities in the rural West. Feasibility Loan Application & Checklist
	Tribal Climate Change Funding Guide	Up-to-date information on grants, programs and plans that may assist tribes in addressing climate change through a broad range of sectors
State	Department of Commerce	Various proposal requests Clean Energy Fund Building Infrastructure Energy Efficiency and Solar Grants
	Access Washington Grants and Loans	Agriculture and Farmland Protection Clean Air Conservation and Restoration Environmental Education and Outreach Flood Prevention and Recovery Invasive Species Planning Recreation Rural and Urban Forests Waste Management and Toxic Control Water, Sewer, and Transportation Infrastructure

SECTION 10: APPENDIX

	WA Dept of Ecology Grants & Loans	Air & Climate Water & Shorelines	Spills & Cleanup Waste & Toxics
	LOCAL Program	Local Government Efficiency (Loan)	
	WA Corporate Giving Programs	A list of corporations that have either direct giving programs, foundations, sponsorship programs, in-kind donations, product donations, volunteer programs, or matching gift programs	
	University of Washington	Grants for Sustainability (required to have student involvement) Corporate and Foundation Funding Opportunities	
	Solar Washington	Northwest Energy Efficiency Council Tool Lending Library University of Washington Clean Energy Institute	
National	Database of State Incentives for Renewables & Efficiency (DSIRE)	Renewable Energy, Energy Efficiency, Green Building, and more	
	USDA Natural Resources Conservation Service	Agricultural Management Assistance Program Conservation Innovation Grants	Conservation Stewardship Program Environmental Quality Incentives Program
	Federal Emergency Management Agency (FEMA) <i>under Dept of Homeland Security</i>	Preparedness Grants Hazard Mitigation Grant Program (HMGP)	Pre-Disaster Mitigation Grant Program (PDM) Flood Mitigation Assistance Grant Program (FMA)
	EDA Funding Opportunities	Economic development programs, natural disaster relief, public works and economic adjustment assistance	
	ICLEI Climate Finance	Transformative Actions Program (TAP)	
	EPA Research Grants	Air Research Grants Climate Change Research Grants Ecosystems Research Grants Health Research Grants	Safer Chemicals Research Grants Sustainability Research Grants Water Research Grants Specific EPA Grant Programs
	EPA Smart Growth Grants and other Funding	Green Infrastructure Affordable Housing and Community Development Brownfields (additional funds) Energy Environmental Justice Foundations General Smart Growth or Environmental	Historic Preservation Land Preservation and Conservation Rural and Agricultural U.S. Department of Agriculture: Transportation (includes trails, bike, pedestrian) Water Quality, Wetlands, and Coasts

SECTION 10: APPENDIX

Appendix B: Resources to Help Calculate a GHG Inventory

The below tools and resources will help you calculate a GHG Inventory:

<p>Tools to Help You Calculate Emissions</p>	<ul style="list-style-type: none"> • <i>ICLEI: Local Governments for Sustainability</i> is an international network of regional governments committed to sustainability development and action. It represents over 100+ countries to promote local action for sustainability and also offers tools, resources that drive local action and policy development. ICLEI USA specifically serves US local governments to pursue sustainability and GHG reduction. <ul style="list-style-type: none"> ○ Clear Path is ICLEI’s tool for US cities and provides an online software tool at: https://icleiusa.org/clearpath/ • <i>C-40</i>: A climate leadership group that comprises a network of the world’s megacities committed to addressing climate change both locally and globally. They provide GHG Inventory calculation support through their Measurement & Planning program here: https://www.c40.org/programmes
<p>Tool for Calculating Gov. Operations Emissions Only</p>	<ul style="list-style-type: none"> ▪ <i>EPA simplified GHG emissions calculator (SGEC)</i> is designed to develop an annual GHG inventory based on the EPA Climate Leaders Greenhouse Gas Inventory Protocol and is tailored for organizational operations. Preferable for cities who are just getting started on their GHG inventory calculation and have limited resources. This tool supports GHG inventory compilation at an operations level and is not suitable for community-wide GHG inventories. It is a free online resource. https://www.epa.gov/file/simplified-ghg-emissions-calculator
<p>Globally Recognized Framework to ‘Do It Yourself’</p>	<ul style="list-style-type: none"> • <i>Global Protocol for Community Scale GHG Emission Inventories (GPC)</i>: A global framework for cities and local governments, providing a robust, transparent and globally accepted set of principles and guidelines to support measurement, monitoring and reporting of a city’s GHG inventory. The tools by both ICLEI and C-40 follow the GPC framework and the framework was developed jointly by the GHG Protocol (by WRI¹), ICLEI and C-40. https://ghgprotocol.org/greenhouse-gas-protocol-accounting-reporting-standard-cities

¹ World Resources Institute: WRI is a global research organization. The GHG Protocol is a partnership of businesses, non-governmental organizations, governments, and others convened by WRI and the World Business Council for Sustainable Development to develop internationally-accepted GHG accounting and reporting standards and tools.






SECTION 10: APPENDIX

Appendix C: Additional Resources

The below resources are available to local governments for guidance, support, and resources to help you reach your climate goals.

Organization	Brief Overview	Specific resources
	<p>King County is the 12th most populous county in the US, and is committed to taking bold action on climate change by reducing greenhouse gas emissions, preparing for climate impacts, and strengthening communities across the region.</p> <p>www.kingcounty.gov</p>	<p>Climate Action</p> <ul style="list-style-type: none"> • King County-Cities Climate Collaboration (K4C) • Strategic Climate Action Plan (SCAP) • King County Renewable Electricity Transition Pathways • Case studies from K4C partners • GHG Emissions in King County: 2017 Inventory Update, Contribution Analysis, and Wedge Analysis • Sustainable Purchasing Guide • Blueprint for Addressing Climate Health <p>Community Outreach and Equity</p> <ul style="list-style-type: none"> • Equity and Social Justice Strategic Plan 2016-2022
	<p>The City of Seattle released a climate action plan to be a national leader in fighting climate change. It is a set of short- and long-term actions that provide a roadmap for our city to act in the absence of federal leadership, particularly on leading contributors of greenhouse gases: transportation and buildings.</p> <p>www.seattle.gov</p>	<p>Climate Action</p> <ul style="list-style-type: none"> • Getting to Zero: A Pathway to a Carbon Neutral Seattle (2011) • Seattle Climate Action (2018)
	<p>ICLEI - Local Governments for Sustainability is a global network of local governments dedicated to sustainability, resilience, and climate action, with more than 1,500 cities, towns, and counties around the globe. ICLEI provides resources and technical guidance to help local and regional authorities reach their goals and connects leaders to share solutions and accelerate progress.</p> <p>www.ICLEIUSA.org</p>	<p>Climate Action</p> <ul style="list-style-type: none"> • Preparing for Climate Change: A Guidebook for Local, Regional, and State Governments (2007) • Localizing the Paris Agreement: A Guide for Local Government Action in Support of the US Nationally Determined Contribution • Toward 1.5 Degrees (2016) • Measuring Up: How US Cities are Accelerating Progress Toward National Climate Goals (2015) • What's Driving Changes in Local GHG Emissions? Results from Contribution Analysis (2018) <p>Community Outreach and Equity</p> <ul style="list-style-type: none"> • Climate Equity • Five Milestones Framework • Communication Guidance for City and Community Leaders






SECTION 10: APPENDIX

Organization	Brief Overview	Specific resources
	<p>The Urban Sustainability Directors Network (USDN) is a peer-to-peer network of local government professionals. www.usdn.org</p>	<ul style="list-style-type: none"> • Carbon Neutral Cities Alliance: Framework for Long-Term Deep Carbon Reduction Planning <ul style="list-style-type: none"> ○ Tips and best practices on implementation ○ Further resources and tools • Sustainable Procurement Playbook for Cities <ul style="list-style-type: none"> ○ Aimed at strengthening sustainable purchasing efforts
	<p>Climate solutions is a Northwest-based clean energy economy nonprofit. www.climatesolutions.org</p>	<ul style="list-style-type: none"> • Resources on specific subject areas • Financing towards a clean energy economy
	<p>Climate Action Network (CAN) works to promote government and individual action to limit human-induced climate change to ecologically sustainable levels. There are both CAN International and US Climate Action Networks. www.usclimatenetwork.org/</p>	<ul style="list-style-type: none"> • US CAN Strategic Plan 2017-2022
	<p>The UW Climate Impacts Group supports the development of climate resilience by advancing understanding and awareness of climate risks and working closely with public and private entities to apply this information as they act to shape society's future. cig.uw.edu</p>	<ul style="list-style-type: none"> • No Time to Waste: The IPCC's Special Report on Global Warming of 1.5°C and Implications for WA State • UW Climate Impacts Group Analysis Tools <ul style="list-style-type: none"> ○ Sea level rise in WA ○ Tribal climate projections ○ Temperature/precipitation trends ○ Change in climate in the NW ○ Change in heavy rains in western WA ○ Wildlife impact in WA/BC region
	<p>Puget Sound SAGE combines research, innovative public policy and organizing to ensure all people have an affordable place to live, a good job, a clean environment, and access to public transportation. https://www.pugetsoundsage.org/</p>	<ul style="list-style-type: none"> • Powering the Transition • Equitable Development • Healthy Environment

SECTION 10: APPENDIX

Organization	Brief Overview	Specific resources
	<p>Front and Centered is a WA State coalition of communities on the frontlines of economic and environmental change, including over 60 grassroots organizations based in and led by communities of color. frontandcentered.org</p>	<ul style="list-style-type: none"> • WA Environmental Health Disparities Map <ul style="list-style-type: none"> ○ Actual map found here • Research <ul style="list-style-type: none"> ○ Case Studies of Community of Color Based Organizations Pursuit of Solar Energy ○ Listening Sessions on Solar Power
	<p>Got Green fights for transformative change by building community power in South Seattle. gotgreenseattle.org</p>	<ul style="list-style-type: none"> • Our People, Our Planet, Our Power: Community Led Research in South Seattle <ul style="list-style-type: none"> ○ Results and conclusions from survey and community engagement on climate change action
	<p>People for Climate Action is a grassroots organization committed to helping local governments build comprehensive climate action plans to reach the greenhouse gas reduction targets set by the K4C.</p>	<ul style="list-style-type: none"> • The People for Climate Action website offers a link and downloading instructions for their Climate Action Priorities for Cities Workbook, along with other informational resources.
	<p>C40 is a network of nearly 100 cities committed to climate action. Representing 1/12 of the world's population and 1/4 of the global economy, mayors of C40 cities deliver on ambitious climate goals. www.c40.org</p>	<p>Climate Action</p> <ul style="list-style-type: none"> • Climate Action Planning Framework (2020) <ul style="list-style-type: none"> ○ Key components and detailed framework • Deadline 2020 <ul style="list-style-type: none"> ○ Aligning with the Paris agreement <p>Community Outreach and Equity</p> <ul style="list-style-type: none"> • Delivering inclusive climate action <ul style="list-style-type: none"> ○ Inclusive Community Engagement: Executive Guide ○ Inclusive Planning: Executive Guide ○ Equitable Impacts: Executive Guide
	<p>Building Certifications: Various green certification systems for buildings and communities. See right:</p>	<ul style="list-style-type: none"> • LEED for Cities <ul style="list-style-type: none"> ○ Tools and Resources (scroll down page) • Passive Solar Home Design • International Living Future Institute • Shift Zero
	<p>US Climate Resilience Toolkit enables decision-makers to take action using data-driven tools, information, and subject-matter expertise. toolkit.climate.gov</p>	<ul style="list-style-type: none"> • Steps to resilience • Case studies across the US
	<p>Rocky Mountain Institute helps to accelerates the adoption of market-based solutions that cost-effectively shift from fossil fuels to efficiency and renewable energy. www.rmi.org</p>	<ul style="list-style-type: none"> • Transforming Energy, Securing Communities • Community Energy Resource Guide

SECTION 10: APPENDIX

		
	<p>The Solutions Gateway is an online resource for local governments to find low emissions development solutions for their cities. http://www.solutions-gateway.org/</p>	<ul style="list-style-type: none"> • Sourcebook
Organization	Brief Overview	Specific resources
	<p>The Carbourn Climate Registry is a unified reporting system for local and regional governments worldwide to report efforts to reduce greenhouse gas emissions and build resilience to climate change. https://carbourn.org/</p>	<ul style="list-style-type: none"> • 5-year overview report (2010-2015) • User manual
	<p>The Environmental Protection Agency is an independent executive agency of the US federal government, responsible for the protection of human and environmental health. https://www.epa.gov/</p>	<ul style="list-style-type: none"> • SMM Prioritization Tools <ul style="list-style-type: none"> ○ Life cycle-based tools that offer a starting place to establish priorities for environmental improvement.
	<p>The West Coast Climate & Materials Management Forum is a collaboration of state, local, and tribal governments that develop strategies to reduce greenhouse gas emissions throughout the life cycle of materials. https://westcoastclimateforum.com/</p>	<ul style="list-style-type: none"> • Climate Friendly Purchasing Toolkit <ul style="list-style-type: none"> ○ Targeting Tools (how to complete a supply chain GHG inventory, trends analysis) ○ Sector-Specific Strategies

SECTION 10: APPENDIX

Appendix D: Community Engagement

The development of the Climate Action Toolkit would not have been possible without the insights and engagement of several key individuals, cities, and organizations. A few have been named below:

County/Cities

-
- | | | |
|---|-------------------------|----------------------|
| • King County | • City of Burien | • City of Olympia |
| • King County-Cities Climate Collaboration (K4C) Steering Committee | • City of Issaquah | • City of Renton |
| • City of Bellevue | • City of Kenmore | • City of Seattle |
| • City of Black Diamond | • City of Kirkland | • City of Shoreline |
| | • City of Mercer Island | • City of Snoqualmie |
| | • City of Normandy Park | |

Organizations

-
- | | | |
|---|--|---|
| • 350 Seattle | • Lake Forest Park Citizens Commission | • Scarabs: The Bug Society |
| • Clean Energy Transition Institute | • League of Women Voters | • Seattle 2030 District |
| • Climate Solutions | • MEETS Coalition | • Seattle City Light |
| • CREA Affiliates | • Native Organizers Alliance | • Sierra Club |
| • Earth Ministry | • Northwest Energy Coalition | • Sound Transit |
| • Emerald Cities | • Northwest Energy Efficiency Council | • South Seattle Climate Action Network |
| • Friends of Urban Forests | • People for Climate Action | • Union of Concerned Scientists |
| • Front & Centered | • Port of Seattle | • Vashon Climate Action Group |
| • King County Climate Equity Community Task Force | • Public Geology | • Washington Environmental Council |
| • Laborers Local 242 | • Puget Sound SAGE | • Washington State Department of Commerce |
| | • Re-ThinkGreen.com | |

Businesses

-
- | | | |
|--------------------------|----------------------|-------------------------------------|
| • Envirometrics | • McKinstry | • Sazan Group |
| • Hargis Engineers | • Miller Hull | • Sustainable Business Consulting |
| • Johnson Controls, Inc. | • Puget Sound Energy | • University Mechanical Contractors |
| • Lightstone Consulting | • Ridolfi Associates | • WholeWater Solutions |
| • Lombard Consulting | • Safeco Insurance | |

This list does not include organizations and individuals who contributed anonymously through the Public Input Tool.

SECTION 10: APPENDIX

Appendix E: Additional Actions

TRANSPORTATION & LAND USE

Actions to Address COMMUNITY-WIDE EMISSIONS from Transportation



COMMUNITY - POLICIES
Reduce Vehicle Miles Traveled
Implement parking restrictions (reduce total parking spaces to encourage alternative transit). Consider no net growth in parking.
Adopt a drive alone reduction strategy that 'caps' single occupancy vehicles (SOV) at a maximum of 60% during high peak hours.
Enhance Public Transport
Eliminate single family zoning in areas near transit hubs and increase affordable, dense housing near transit hubs and commercial centers.
In the update of the individual city Transportation System Plan , incorporate: <ul style="list-style-type: none"> • Transportation-related carbon reduction and vehicle-miles-traveled reduction targets • A policy that supports criteria on climate, equity, economic benefit, health, safety and cost effectiveness for project evaluation, development and funding decisions and for performance monitoring • Improved city level of service standards to reflect bicycle, pedestrian and transit needs and urban congestion thresholds
Advance Vehicle Efficiency & Electrification
Require parking lots to convert at least two spaces (or 2% of parking) to preferred designated parking for EVs and carpool.
Include EV charging infrastructure in Growth Management Act implementation.
Support adoption of a road usage and fuel efficiency charge as a long-term replacement for declining gas tax revenue.
Establish taxes/fees on fossil-fuel vehicle purchases (either at purchase and/or registration). Consider adverse effects on low-income residents.
Adopt mandates for transitioning delivery vans , work trucks, and heavy-duty vehicles (includes waste collection trucks) to electric.
Use incentives to encourage purchase of e-bikes . Incentives include: rebates, incentives for bike shops, etc.
COMMUNITY - ACTIONS/PROGRAMMING
Reduce Vehicle Miles Traveled
Advance employee shuttle services for all major employers to reduce single occupancy vehicles.
Support rideshare and carshare infrastructure (particularly EV cars & charging) through various financial levers to attract companies and reduce costs for passengers. See City of Seattle's Car Share permitting examples.
Introduce permitting for bikeshare programs. See City of Seattle's Bike Share permitting examples.
Encourage/incentivize cargo bikes for last mile deliveries (provide rebates and tax incentives for purchase and use of cargo bikes for restaurants).

SECTION 10: APPENDIX



COMMUNITY - ACTIONS/PROGRAMMING Continued
Support and promote pay-as-you-drive insurance .
Transform surplus lands into high-density, mixed use compact communities.
Enhance Public Transport
Increase number of park & rides as well as safe, efficient non-motorized pathways to get to them (biking/walking) and safe bike storage.
Improve transit options for first/last miles . Pilot in neighborhoods that rely heavily on transit and have lower access to reliable public transport. Consider Transportation Network Companies (TNC) or shuttle services included in the cost of fare. Improve non-motorized pathways to allow riders to safely access transit hubs.
Work with transit agencies to increase frequency and reliability of public transport, and support expanded geographic coverage.
Encourage building and parking lot owners to increase the price of parking or charge daily rates to reduce single occupancy vehicle commuting.
Encourage employers to subsidize transit passes (ORCA cards) and provide safe bike storage onsite.
Create an online application that offers subsidized bus passes to youth (under 18).
Advance Vehicle Efficiency & Electrification
Develop an education campaign to share useful fuel efficiency tips with residents such as: <ul style="list-style-type: none"> • Check optimal tire pressure, maintain air filters, optimal air conditioning • Steady braking and acceleration • Removing excess weight such as bike or roof racks and unnecessary weight in storage trunks
Encourage van pools, supporting EVs where models exist (King County van pool programs).
Support the transition to energy-efficient (electric where available) construction equipment and machinery in industrial and commercial sectors.
Provide incentives and rebates for electric-powered landscaping equipment .
Freight System Improvement
Encourage and help transition of freight from road to rail .
COMMUNITY - ADVOCACY/PARTNERSHIP
Reduce Vehicle Miles Traveled
Support accessible and efficient public transit for all communities , especially frontline communities.
Partner with businesses to provide incentives for financially supporting employees to relocate closer to work .
Advocate or partner with businesses to encourage less business travel . Consider extending to the broader public.
Enhance Public Transport
Support legislation to electrify Washington state ferries .
Work with regional partners to continue to advocate for high speed rail, trolley, and streetcar initiatives . Collaborate and participate in alignment planning to improve regional connections to Vancouver B.C. to the north and Portland to the south.
Continue to support Safe Routes to Schools programs to enable more students to have safe biking and pedestrian access to school.

SECTION 10: APPENDIX



COMMUNITY - ADVOCACY/PARTNERSHIP Continued

Advance Vehicle Efficiency & Electrification

Metro & Transit Providers

Support public transit services initiatives to transition fleets to **100% electric**.

Partner with hospitals, fire departments, etc. to transition all **first responder fleet vehicles to electric**.

Statewide Regulation

Support state legislative efforts that expand the **availability of EVs and charging infrastructure** through education, grants and incentives.

Pursue strategies at the local and state level to reduce the air quality impacts from **black carbon sources** such as diesel engines and wood stoves. Prioritize reducing diesel particulate matter on projects near sensitive populations and that advance environmental justice.

Advocate for use of **R99 or R99 blended fuel** with 20 percent cooking oil biodiesel (B99) with certified carbon intensity pathways verification and no feedstock containing palm oils.

SECTION 10: APPENDIX

Actions to Address GOVERNMENT-OWNED EMISSIONS from Transportation



GOV OPS - POLICIES
Advance Vehicle Efficiency & Electrification
Use environmentally friendly air travel, hotel, and car rental provider by default. Travel agencies may be able to support this.
Require government maintenance staff to utilize electric-powered landscaping equipment such as Greenworks or to switch from 2-stroke to 4-stroke motors.
Incorporate EV charging needs in the Emergency Fuel Contingency Plan .
GOV OPS - ACTIONS/PROGRAMMING
Reduce Vehicle Miles Traveled
Continue to utilize video and/or web conferencing capabilities for all non-essential in-person meetings and train staff on advanced functions of online meeting platforms to leverage these tools to their maximum benefit.
Determine meetings that are essential for travel vs. could be conducted virtually. Transition any staff professional development and training programs to online to reduce need for travel.
Utilize TripPool or create an equivalent internal carpooling ‘match’ platform (for both commuting and business travel i.e. offsite and staff meetings) and incentivize those who carpool.
Encourage more employees to bike with a bike team, bike to work competitions, or company-wide ‘bike to work’ day. Provide secure bike racks and storage facilities at city facilities.
Fleet Management
Evaluate department use vehicles that are considered “take-home” vehicles and identify which vehicles or groups of vehicles can be eliminated from the take-home pool. Evaluate switching out low MPG vehicles for high MPG where possible.
Provide quarterly fleet target reports to city departments showing their progress on meeting fuel reductions targets. Include vehicle efficiency reports to departments identifying vehicles that operate out of normal MPG efficiency for a class of vehicle.
Advance Vehicle Efficiency
Have city staff turn off their trucks/container delivery trucks/garbage trucks when parked and enforce a “no-idling” policy .
Utilize car sharing and fuel-efficient car rentals (hybrids, electric) for day use rather than old fleet vehicles.
Use Washington State Department of Enterprise Services state contract system or use external resources (Sourcewell, NASPO Valuepoint) to source request for proposals for electric or high efficiency vehicles .
Enhance Public Transport
Offer city staff ORCA cards or other mobility options such as carshare/carpooling that reduce single car commuting.

SECTION 10: APPENDIX



GOV OPS - CAPITAL INVESTMENTS
Advance Vehicle Efficiency & Electrification
Install electric vehicle chargers in facilities for fleet and employee personal car use.
Update fleet that is older than 10 years or does not meet EPA emission standards regulations with fuel efficient vehicles and/or electric where feasible. Consider electric or compressed natural gas (CNG). Pilot electric and hybrid vehicles that do not yet meet operational or cost criteria for general implementation.
Install contingency generators for EV charging sites (check with emergency management teams to determine best locations).

SECTION 10: APPENDIX

ENERGY USE & EFFICIENCY

Actions to Address COMMUNITY-WIDE EMISSIONS from Energy



COMMUNITY - POLICIES
Energy Efficiency
Adopt and implement a policy for residential energy efficiency disclosure at point of sale. Partner with utilities to provide an energy assessment scorecard and incentives available for retrofit.
Require individual meters to be installed in all new buildings or significant retrofits (particularly multi-family units and commercial rental properties) to provide a more advanced understanding of energy use by floor/unit.
Encourage efficiency evaluations and plans to be developed when a building installs solar. This insures the solar can cover a larger portion of the building's energy use due to less energy being needed.
Electrification
Reduce permitting barriers to transition from natural gas to electric and tax fuel oil use to incentivize the transition to electric heating systems.
Support financing repayment structures that encourage landowners to invest in efficiency measures even if the payback is longer than their term such as on bill financing or PACE financing.
Renewable Energy
Waive all permit fees for installation of two-way meters to encourage the addition of solar more easily.
Lower barriers (permitting, land use regulation, etc.) for district energy systems that, for example, allow buildings to share excess heat such as a data center sending excess heat into nearby office buildings.
Require onsite or offsite renewable energy to cover a minimum percentage of a commercial or multi-family building's energy footprint by 2035.
COMMUNITY - ACTIONS/PROGRAMMING
Energy Efficiency
Support state requirement that commercial buildings over 50,000 sq ft to conduct energy audits to identify low and no-cost improvements for efficiency. Offer technical assistance or incentives to spur action.
Establish a Clean Energy Assistance Fund with private finance partners to help low income building owners invest in energy efficiency, clean fuel switching, and renewable energy.
Work with utilities to offer incentives for renter energy efficiency in multi-family buildings.
Reward energy efficiency above an identified "average" amount for residential, multi-family, commercials, industrial, etc.
Partner with utilities to provide incentives for upgrading equipment to make the more efficient equipment cost competitive. Focus on providing heavy subsidies for properties owned or occupied by persons with low incomes.
Provide training to building operators and incentives for those who exceed conservation targets.

SECTION 10: APPENDIX



COMMUNITY - ACTIONS/PROGRAMMING Continued
Electrification
Incentivize the purchase of efficient electric appliances (vs. gas). Provide funding to low income residents to reduce financial barriers.
Renewable Energy
Encourage residents and businesses to participate in utility green power programs . Seattle City Light / Puget Sound Energy
Host a Solarize campaign to encourage the adoption of distributed solar generation.
Encourage procurement of renewable energy through on-site and off-site, generation. Consider purchasing Renewable Energy Credits (RECs) if not feasible.
Encourage combined heat and power systems , district energy, and micro-grids (attract investments to scale, reduce regulatory barriers, lower property taxes, etc.)
COMMUNITY - ADVOCACY/PARTNERSHIPS
Energy Efficiency
Partnership
Work with utilities and the Utilities and Transportation Commission to increase demand response incentives for managing peak load and encouraging efficiency upgrades. Consider opportunities to incentivize load-shifting through incentives, rebates, and rate structures.
Partner with utilities and contractors to provide more complete home retrofit assessments and packages for easy upgrade of residential and multi-family buildings (particularly for old building stock in low income neighborhoods).
Support neighborhood efforts , including eco-districts, to improve energy performance of buildings.
Education
Educate contractors and construction employers to build/retrofit to green standards. Build these partnerships to grow demand and increase number of retrofits to be completed in one year.
Continue to partner with colleges and technical schools to advance energy efficient building operators and contracting skills.
Create interagency initiatives to support workforce development . Build upon existing social equity contracting programs to strengthen the capacity of firms owned by people of color and nonprofits serving underrepresented and under-served adults and youth to help implement energy-saving actions .
Hold city-funded classes, videos, and/or materials to help residents learn ways to save money by upgrading their homes. Provide “packages” to show what to do, which city-approved contractors can do it, and what rebates/subsidies/incentives exist.
Work with historic building owners to install energy/water upgrades while preserving the existing building. This also reduces construction waste.
Electrification
Continue to support development, policy, and expansion of low-carbon district heating and cooling systems .
Support state legislation that advances conversion to clean energy sources in the built environment.
Support proposals at the State Building Code Council that advance high efficiency standards and renewable energy readiness.
Advocate for science-based comprehensive federal, regional, and state limits on carbon and other pollutants.

SECTION 10: APPENDIX



COMMUNITY - ADVOCACY/PARTNERSHIPS Continued

Renewable Energy

Transition Utility Energy Mix

Enable **smart grid infrastructure** to reliably and cost effectively accommodate renewable energy for building operations.

Stay informed on proposed clean energy policy through the [State Policy Opportunity Tracker \(SPOT for Clean Energy\)](#).

Distributed Energy Generation

Support regional and state policy that advances feasibility of **district energy**.

Partner with data centers and other energy-intensive commercial buildings to **recapture heat** and manage electricity.

Partner with utilities to reduce costs and time for **establishing interconnection** with renewable systems.

SECTION 10: APPENDIX



Actions to Address GOVERNMENT-OWNED EMISSIONS from Energy

GOV OPS - POLICIES
Energy Efficiency
Include a Low Carbon or Green Business Practices requirement in Contractor Agreements and Leases.
Mandate use of electric powered landscaping equipment for all government owned land (parks, etc.).
Restrict personal items , including refrigerators, coffee machines, space heaters, and cooling fans.
Renewable Energy
Establish an internal Revolving Loan Fund (RLF) or Clean Energy Fund to capture savings from efficiency upgrades and fund new renewable projects.
GOV OPS - ACTIONS/PROGRAMMING
Energy Efficiency
Overall Management
Educate employees and building occupants about how their behaviors affect energy use. ENERGY STAR has plenty of materials to help in the communications toolkit . Reward energy-efficient behaviors and habits to engage employees in saving energy.
Lighting
Implement energy-efficient outdoor lighting , including LED and multi-zone dimming, motion sensing technologies when appropriate. Use Dark Sky Association best practices when possible.
Minimize use of overhead lighting by installing desk lighting and keeping blinds open to a comfortable level to allow natural light.
Ensure maintenance teams dust off lights regularly and use light switch stickers as reminders for lights that may be turned off when not in use .
Update existing windows with solar control films, exterior blinds, or overhangs.
Heating & Cooling
Seal and insulate all air ducts and exposed hot water piping.
Monitor and manage freon/refrigerant leakage .
Electronics Energy Use
Use smart power strips that allow linked appliances to be turned off overnight/on weekends. Evaluate all electronics and appliances to determine which items can be managed this way (microwaves, coffee machines, copiers, etc.).
Renewable Energy
Aim to procure 100% renewable energy from resources on public property or through a utility program. Investigate third-party ownership and alternate financing models to expand the number of solar electric or solar water heating systems at city-owned facilities.
Optimize and expand use of biogas at existing wastewater treatment plants.

SECTION 10: APPENDIX



GOV OPS - CAPITAL INVESTMENTS

Energy Efficiency

Convert **streetlights to LEDs**.

When replacing water pumps, water treatment and other energy-intensive operations, **upgrade to most efficient technologies** in all owned/operated facilities by 2025.

When making equipment replacements, **upgrade to the most efficient chillers**, boilers, heating, ventilation, and air conditioning units to maximize energy savings. Seek incentives from utilities to reduce upfront cost.

Renewable Energy

Develop **on-site renewable energy generation** in owned/leased spaces where feasible.

Install **solar canopies** over mid- to large sized government-owned parking lots as a demonstration project and to supply renewable energy to the associated building.

SECTION 10: APPENDIX

GREEN BUILDING

Actions to Address COMMUNITY-WIDE EMISSIONS from Buildings



COMMUNITY - POLICIES
General Building
Develop comprehensive housing policy to require high density housing within .25 miles of public transit hubs. Adopt zoning codes that require green buildings in certain areas to promote eco-districts.
Increase height and floor area incentives to encourage dense building development . Consider increasing incentives near transit hubs and existing population centers.
Incentivize more use of cross-laminate timber (CLT) and FSC certified wood products in new builds (vs. steel and concrete).
Require parking lots, sidewalks, and other asphalt areas to utilize porous pavement for reducing stormwater runoff.
Mandate full-cost accounting (i.e. lifetime operating costs vs. initial capital investment) in all retrofits and new construction.
Water Use Reduction & Management
Promote and expand rebates via the Saving Water Partnership where available.
Incentivize installation of water management and automation technology for commercial and multi-family housing units.
Adopt mandate, ordinance, or policy to require use of greywater in cooling towers (as opposed to potable water) for new construction.
Lower permitting barriers for building owners to install composting toilets. Prioritize for Accessory Dwelling Units (ADUs).
Conduct Temporary Construction Dewatering Triple Bottom Line analysis to determine policy options to reduce tensions between water resources management and compact growth.
COMMUNITY - ACTIONS/PROGRAMMING
General Building
Encourage installation of solar canopies over open-space parking lots. Prioritize universities, shopping centers, event venues, etc. that have large open lots.
Continue to work with regional and state partners to promote space-efficient housing options such as Accessory Dwelling Units (ADUs). Review possible barriers and disincentives and identify any needed changes.
Water Use Reduction & Management
Advance the water efficiency audits and incentives from utilities to encourage transition to better behavior and upgraded technology/equipment.
Encourage businesses to use WaterSense certifications to compare water use when purchasing ice makers, dishwashers, reverse osmosis units, coolers, and cleaning equipment.
Support residential and commercial drip irrigation systems .
Encourage Rainwise or other programs that reduce water use in landscaping .
Support and advance the removal of existing septic tanks .

SECTION 10: APPENDIX



COMMUNITY - ADVOCACY/PARTNERSHIP
General Building
Support the Clean Buildings Bill and encourage early implementation.
Support the upgrade of all schools and libraries to solar windows, solar rooftop arrays, efficient building envelopes and circulation (for heating/cooling), and smart irrigation with rainwater catchment systems.
Water Use Reduction & Management
Advocate and support strategies presented by the Cascade Water Alliance , where available.
Advocate for city wide adoption of Salmon Safe standards.

SECTION 10: APPENDIX



Actions to Address GOVERNMENT-OWNED EMISSIONS from Buildings

GOV OPS - POLICIES
General Building
Require new buildings to be solar ready and wired for fully electric heating/cooling and water heating needs.
Adopt Integrated Waste Management Design for all new construction sites.
Require accounting for life cycle emissions of building materials. Use the Builders for Climate Action Material Emissions Calculator or the Carbon Leadership Forum EC3 tool.
Water Use Reduction & Management
Adopt strategies for automation of the water supply system for efficient operation and management. Conduct regular water audits.
Protect and restore streams, marshes, wetlands and floodplains. Reduce paved surfaces, utilize green infrastructure, update stormwater plans, manuals and drainage rules and prepare to manage increased stormwater runoff. Prioritize areas prone to negative salmon impacts during construction and development such as Bear Creek and the Sammamish River.
Increase the resilience of natural systems to respond to increased temperatures, drought conditions and shifts in seasonal precipitation by mandating the prioritization of natural resource areas, especially urban streams, cooler by increasing the width of vegetated areas along streams, marshes, riparian zones, and wetlands and maintaining upland tree canopy.
GOV OPS - ACTIONS/PROGRAMMING
General Building
Register and certify owned/operated buildings above 5,000 square feet (465 square meters) to LEED , EDGE or an equivalent high performance green building rating system.
Water Use Reduction & Management
Building/Landscape Water Use
Transition all government building landscaping to drought-resistant and native plants to reduce water use and improve the quality of soil.
Perform regular water audits to address water use inventory, prevent leakages and improve efficiencies.
Establish a guiding framework for water efficiency best practices for city properties. Consider suggestions from LEED or alternative certifications.
Office Water Use
Remind employees/visitors to turn off water when lathering during washes or when not in use.
Install sensor faucets in all kitchens and bathrooms.
Run dishwashers in facilities only when with a full load.
Consider and compare water use when purchasing ice makers, dishwashers, reverse osmosis units, coolers, and cleaning equipment. Use WaterSense certifications to determine efficiency.
Ensure decorative fountains are designed as a closed-loop system . Second best is to install timers and use only during daylight or work hours.

SECTION 10: APPENDIX



Wastewater & Stormwater Management
Track water/ greywater and wastewater annual utility performance and report water consumption by use type – such as building domestic use, landscaping etc.
Establish water quality monitoring and reporting for all city operations.
GOV OPS - CAPITAL INVESTMENTS
Operations
Introduce smart metering systems for all city owned/operated facilities.
Invest in quality insulation technology depending on building size and type. Use insulation with 75% recycled content, without formaldehyde or other Volatile Organic Compound such as loose fill cellulose, fiberglass or spray urethane foam.
Invest in high quality air purifiers in spaces with high occupancy to maintain indoor air quality and remove common indoor air pollutants such as allergens, VOCs, dust and biological contaminants.
Water Use Reduction & Management
Install faucet motion sensors, low flow aerators and low flow toilets, waterless urinals in all owned/operated buildings.
Install water filters to encourage refillable bottles with tap water.
Upgrade all pumps used in water supply, drainage, and wastewater treatment.
Adopt and install water automation technology to improve water management.
Pilot the installation of composting toilets in public parks.
Potable Water
Increase the resilience of the area's water supply to drier summers by expanding the capacity of the groundwater systems while mitigating heavier rainfalls in winter with adequate drainage, retention, and water penetration.
Water treatment facilities must demonstrate compliance with U.S. EPA's 2018 edition of the Drinking Water Standards and Health Advisories Tables within the last year for drinking water rules on chemical and microbial contaminants in drinking water pipes or comply with local, state, or national equivalent.
Wastewater & Stormwater Management
Make investments to retrofit/improve low-performing water treatment facilities to upgrade to the highest standards in water treatment, bioretention and filtration technology that uses water efficiently and produces high density sludge.
All centralized or decentralized wastewater treatment systems and wastewater discharged to surface water must comply with U.S. EPA's National Pollutant Discharge Elimination System (NPDES) permit program of Clean Water Act (CWA).

SECTION 10: APPENDIX

CONSUMPTION & WASTE

Actions to Address COMMUNITY-WIDE EMISSIONS from Waste & Consumption



COMMUNITY - POLICIES
Reduce Consumption & Generation of Waste
Adopt specific product bans (straws, plastic shopping bags, plastic water bottles, Styrofoam takeout containers) and mandate compostable or reusable alternatives. <i>Exception: in cases of public health and safety when it is required.</i>
Implement bottle recycling & rebate programs to incent proper recycling of glass and valuable plastics.
Utilize financial levers to encourage less waste and better waste diversion for residential and commercial. Examples include: <ul style="list-style-type: none"> • Adopt pay-as-you-throw policies • Lower property taxes for less waste • Enforce container limits • Increase penalties for failing to divert recyclable goods at commercial/industrial facilities.
Develop policy that encourages the procurement of reused/salvaged materials or materials with recycled content.
Require a minimum percentage of recycled concrete in new commercial and multifamily buildings and asphalt in new streets/parking.
Adopt policies for prioritizing remodels vs. tear down and rebuild (in construction).
Mandate a Manufacturer's Extended Producer Responsibility policy to all companies in city to encourage refurbishment, remanufacturing, and recycling.
Place a tax on plastic to capture costs of waste processing and environmental impact.
Waste Management
Ensure waste provider contracts meet standards of sorting and material recovery.
Mandate a 35% minimum recovery rate for all C&D waste whether new, renovation, repair, or demolition.
Mandate regional zero food waste by 2030 – keep organics out of landfill, improve infrastructure to handle compost.
Mandate the donation of excess and unused food waste (prioritize catering, events, hospitals, hotels, etc. Identify and adjust laws or policies that discourage food donation (within health and safety boundaries).
Reuse and Remanufacturing
Expand capacity for proper disassembly and recycling of electric vehicles (incentivize supply chain development locally and abroad).
Mandate that new products manufactured within jurisdiction boundaries contain at least 20% recycled material by 2030.
COMMUNITY - ACTIONS/PROGRAMMING
Reduce Consumption & Generation of Waste
Educate and promote sustainable office management and purchasing policies , such as: <ul style="list-style-type: none"> • Reusable kitchenware for all businesses (flatware, cups/mugs, etc.)

SECTION 10: APPENDIX



- Non-toxic cleaning/sanitation supplies (buy bulk when possible to reduce waste)
- Purchase remanufactured ink and toner cartridges
- Choose low-VOC paint and furniture and buy refurbished or reupholstered when possible
- Choose tile carpeting vs. wall-to-wall to avoid replacing the entire carpet when removing scuff marks and stains

Reference the King County Sustainable Purchasing Policy [here](#).

Develop **awareness campaign** around impacts of 2-day shipping and encourage residents and businesses to choose ground when possible. Consider promoting “shopping or shipping day” where all orders come on one day to streamline freight movement.

Include **healthy, low-carbon food choices** and food waste in public and business outreach efforts. Work with partners to support efforts to encourage plant-based diets, including Meatless Monday campaigns.

Support year-round **farmers markets**, Community Sourced Agriculture, pea patches, community gardens, etc. to support **food resilience and reduce transport**.

Support and expand neighborhood **food buying clubs and co-ops** to support access and affordability of healthier, low-carbon, less-processed diets with less packaging. See resources in King County’s [Local Food Initiative](#).

Promote equitable educational opportunities for residents to **gain skills** in organic gardening, fruit production, food preservation and cooking and affordable, local, healthy eating.

Waste Management – Recycling/Composting

Support the **collection of e-waste from** residents and businesses. Consider offering collection bins in government buildings.

Present **clear signage** by all recycling, composting, trash and other bins in city buildings or owned land on waste segregation with appropriate translations where necessary.

Reuse and Remanufacturing

Encourage **tool rental libraries** and other sharing economy businesses. Consider offering government land for storage and facilities that promote sharing economy.

Provide technical assistance and educational resources to contractors to meet the **county’s Construction & Demolition debris requirements** (prioritize salvage and reuse). Share resources such as the King County Industrial Material Exchange.

Support [King County Fix-it Fairs](#) to engage underserved residents in carbon reduction activities. Provide materials and resources in commonly spoken languages of those neighborhoods and include a track of Spanish-language or other relevant language workshops at one of the fairs each year.

COMMUNITY - ADVOCACY/PARTNERSHIPS

Reduce Consumption & Generation of Waste

Support enactment of **extended producer responsibility** and product stewardship policies and regulations.

Partner with online retailers, recyclers, etc. to **enforce packaging limits** and take responsibility for hard to recycle goods and packaging.

Partner with **grocery stores to reduce packaging waste** and capture stock room plastics/packaging for reuse.

Pilot new processes at grocery stores that allow customers to **bring their own containers for all bulk items, produce, meats, etc.**

SECTION 10: APPENDIX



COMMUNITY - ADVOCACY/PARTNERSHIPS Continued
Partner with Schools and School Districts to promote healthy, low-carbon purchasing habits.
Host neighborhood/beach clean ups and water pollution prevention awareness campaigns.
Waste Management – Recycling/Composting
Waste Management Utilities
Engage with waste utilities to reduce materials sent to landfill through combination of incentives, education, and policy. Consider combining an energy efficiency campaign at the same time in partnership with ‘waste less.’
Work with waste utilities to develop/expand material recovery facilities in central locations.
Partner with waste utilities to install bin RFID tagging to track waste contributors and manage e-waste.
Partner with waste utilities to identify commercial garbage loads with high levels of recyclable material and reach out to those communities.
Partner with waste utilities at transfer stations to develop signage that clearly shows how to segregate materials and what can be recycled.
Education Campaigns
Work with community partners to provide residential homes with kitchen food waste bins to collect and promote campaign around food waste composting in yard carts.
Partner with schools to educate kids on proper waste segregation and how to handle common household yard and kitchen waste.
Reuse and Remanufacturing
Partner with Cedar Grove to expand organic waste processing and make collection easier city-wide.
Partner with waste utilities to capture and manage methane gas release emitted from landfills and composting operations.
Advocate for a more robust and stringent supply chain for proper handling of electric vehicle (EV) waste .

SECTION 10: APPENDIX

Actions to Address GOVERNMENT OPERATION EMISSIONS from Waste & Consumption



GOV OPS - POLICIES
Waste Management
Mandate that waste be sorted and segregated . Sorting must be done into minimum of four categories – organic, recyclables, landfill, and electronic waste (e-waste). Consider a waste recycling goal of 70% or greater by 2025.
Create an e-waste recycling policy and program such as e-Stewards . Consumers have free access to recycling through the state's e-cycle program .
Ensure responsible disposal of equipment that uses HFCs.
Include recycling & composting requirements on all new building and facility lease negotiations and renewals .
Waste Reduction
Increase material salvage by at least 30% by 2030 for city-owned full and partial building demolitions.
Adopt specific product or material bans based on waste audit results to significantly advance progress towards waste reduction goals.
Hold annual sustainability events like Earth Day/Earth Month or Green Office Day to educate employees and reinforce commitment to sustainable behavior.
Paper & Packaging
Eliminate individual printing for internal meetings and require all internal presentations/ documents to be electronic.
Require all printing/copying be double-sided – automatically set default.
Switch invoicing and payments to Electronic Fund Transfer .
Buy paper made with 30%-100% recycled content that is also forest certified (SFI, FSC, PEFC) for office printing, copying, notes etc.
Buy unbleached or non-chlorine bleached paper products, unless necessary.
Purchase envelopes that do not have a plastic window , as they are easier to recycle.
Limit or ban use of disposable coffee pod containers . Purchase reusable K-Cup pods and coffee grounds instead.
Eliminate individually packaged food options for catering and require reusable and compostable packaging.
Consumption
Rent or share infrequently used tools , utensils, and equipment instead of purchasing them.
Use rechargeable batteries instead of disposable.
Purchase remanufactured ink and toner cartridges to not only save money, but to avoid waste and the environmental impact of the manufacturing process, and recycle them at the end of life.
Use non-toxic and environmentally preferable soaps, cleaning & sanitation supplies (look for eco-labels (Safer Choice, GreenSeal), recyclable packaging etc.).
Use reusable cleaning products such as: disinfectant spray and a sponge over disposable sanitation wipes; dishtowels and microfiber cloths to clean instead of paper towels.

SECTION 10: APPENDIX



GOV OPS - POLICIES Continued
Buy reusable, high-quality refurbished items as a first option, and buy recyclable, products with recycled content or compostable products as a second option.
Ban purchase of single use plastics. <i>Exception: when needed in the case of public health and safety.</i>
Purchase locally sourced and seasonal food for catered meetings, requiring reusable or compostable packaging and identify “right size” of attendees to avoid over-ordering. Avoid packaged meals.
When buying or replacing furniture, consider material composition and buy reclaimed, recycled material, and low VOC items. Utilize BIFMA or Cradle 2 Cradle platforms to identify products.
When switching carpets, use carpet tiles instead of wall-to-wall carpets as they result in considerably less waste as well as cost and time during installation. Consider looking for Cradle 2 Cradle or NSF product labels when purchasing carpet tiles.
Purchase low-embodied carbon building materials (i.e. concrete, steel, asphalt) in capital projects.
Accelerate phase out of HFCs with purchasing and use policies.
Buy or lease computer equipment (i.e. imaging equipment, laptops, monitors and servers) with EPEAT certification to reduce energy use and use the most sustainable products. Leasing services can be a good option for ensuring product takeback and recycling of equipment.
GOV OPS - ACTIONS/PROGRAMMING
Waste Management
Establish waste generation baseline and develop waste reduction goals and targets . Introduce education campaigns as needed.
Establish target dates to standardize waste management and recycling best practices at facilities.
Establish recycling hubs for specialty recycling items such as Styrofoam, plastic films, batteries, electronic waste, CFL lightbulbs, etc.
Remove single garbage cans at desks to save on plastic lining and time and eliminate plastic liners for recycling bins.
Present clear signage by all recycling, composting, trash and other bins on waste segregation with appropriate translations where necessary.
Waste Reduction
Find community non-profits to donate or sell furniture, equipment, etc. rather than throwing them out.
Create new waste reduction framework with actions focused on preventing waste, Extended Producer Responsibility for end of use, reuse of goods and recycling materials into new products.
Develop strategy to cut back in consumption of top 5 non-recyclable and other landfill waste stream items identified in waste audit.
Paper & Packaging
Sign up to stop receiving junk paper mail .
Educate staff on which documents can be recycled vs. shredded .
Eliminate sending physical mail where electronic mail could save cost and paper.
Have e-file clean-up for 30 minutes 2x year, so that employees eliminate drafts, graphics, ppts, etc. that unnecessarily take up cloud storage space.

SECTION 10: APPENDIX



GOV OPS - ACTIONS/PROGRAMMING Continued
Consumption
Use and maintain a comprehensive inventory of office equipment and consumables to avoid over purchasing.
Create a template for the " waste costs " of common things, to show true costs of meetings, bottled water, etc. so purchasing decisions can be well informed.
Designate a supply space for shared and reusable office supplies so that people do not hoard supplies in their desks (file folders, binders, pens, staplers, paper clips, etc.).
Provide durable and reusable plates, bowls and flatware to eliminate the use of disposable ones in offices with dishwashers.
GOV OPS - CAPITAL INVESTMENTS
Waste Management
Contract waste management services to develop and implement comprehensive Waste Management Strategies for regular Operations and Maintenance of all city owned/operated buildings.
Install air hand dryers in bathrooms instead of using paper towels.

SECTION 10: APPENDIX

FORESTS & AGRICULTURE

Actions to Address COMMUNITY-WIDE EMISSIONS from Forests & Agriculture



COMMUNITY - POLICIES
Resource Conservation
Disincentivize dangerous herbicides while incentivizing environmentally friendly options.
Educate land owners on forest stewardship practices and incent through reduced property taxes or other benefits.
Adopt or enforce an ordinance requiring control of the top three most damaging invasive species or enact a preferred plant ordinance for private and public landscaping. Consider including as a required action at the sale of a building or land. Promote control programs such as: Integrated Pest Management, Protect the Best, Early Detection and Rapid Response and public and private invasive species control.
Adopt a 5-year natural resource conservation and restoration plan that maintains a determined minimum percent of jurisdictional land as undeveloped.
Enforce the Urban Growth Area boundary that preserves open land by concentrating development in urban and suburban areas.
Require developers to track and report tree removal to enable the city to effectively manage canopy cover.
Adopt policies to protect urban trees . Consider requiring arborists to make decision on tree removal requests, rather than the development agencies.
Support King County's Land Conservation Initiative , which aims to permanently protect all remaining high-priority lands within 30 years.
Planning & Development
Require all new neighborhood developments to be built with a minimum percentage of tree canopy coverage . Prioritize populations with high risk of heat exposure. Consider a canopy coverage goal by 2030.
Adopt a park/open space plan to promote network of public spaces & parks for non-motorized transport while protecting natural resources.
Ban future or further development in high risk zones (e.g. flood plains).
Strengthen, revise codes, and enforce codes for critical geographic areas including, fish and wildlife habitat conservation areas, frequently flooded areas, geologically hazardous areas, unstable slopes, and associated areas and ecosystems.
Do not develop or permit any development within limits specified below except for minor improvements or comply with equivalent local or national regulations. <ul style="list-style-type: none"> • Shorelines and coastal areas: Within 200 feet (61 meters) from normal high tide line • Floodplains, rivers and streams: A flood hazard area shown on a legally adopted flood hazard map or otherwise legally designated by the local jurisdiction or the state or entirely outside any floodplain subject to a 1% or greater chance of flooding in any given year • Wetlands: Within 50 feet (15 meters) of a wetland, except for minor improvements • Water bodies: Within 100 feet (30 meters) of a water body which is greater than 50 contiguous acres (20 hectares) and within 50 feet (15 meters) for waterbodies less than 50 contiguous acres (20 hectares)

SECTION 10: APPENDIX



COMMUNITY - ACTIONS/PROGRAMMING
Resource Conservation
Incentivize tree preservation on private land . Consider increasing costs for removal or other financial levers.
Lead implementation of priority actions identified in King County's 30-Year Forest Plan (to be released 2021).
Planning & Development
Work to transition unused parking lots to high density, low income housing OR urban green spaces.
Develop a multi-partner, fully integrated program to support immigrant and refugee farmers' transition to high performing agricultural practices and protect them from fees or taxes.
Support the development of interurban farms and greenhouses run by community members to bring healthy, fresh and local food to residents. Pilot these programs in low-income and frontline communities to increase food security and access to healthy food.
COMMUNITY - ADVOCACY/PARTNERSHIPS
Resource Conservation
Partner with King County to implement and advance the Department of Natural Resources guidelines for forest stewardship and planning .
Support efforts to restore Conservation Futures Tax to a \$0.0625 effective rate.
Partner with experts and farmers to develop and expand alternative dairy feed stocks (e.g. kelp in estuaries to sequester methane).
Planning & Development
Explore options for public and private partnerships to help reduce or share the cost of tree planting and maintenance.
Support development of climate adaptation strategies in partnership with the county, indigenous populations/tribal partners, and local communities.
Advocate for strong regional action on forest and land conservation, including the requirement for all forest and farmland use proposals to address climate.
Support and advocate for regional planning and state initiatives that protect forests and farmland.
Support and advocate for local implementation of the King County Land Conservation Initiative and Open Space Equity Cabinet recommendations as well as the King County Community Wildfire Protection Plan .

SECTION 10: APPENDIX


Actions to Address GOVERNMENT OPERATION EMISSIONS from Forests & Agriculture



GOV OPS - POLICIES
Resource Conservation
Limit invasive species and require removal at all city facilities. Alternatively, conserve any locally or regionally significant habitat (containing native vegetation and species) present within city-owned spaces.
Planning & Development
Adopt policy that ensures city development does not disturb prime farmland , unique farmland, or farmland of statewide or local importance as defined by the U.S. Code of Federal Regulations, Title 7, Volume 6, Parts 400 to 699, Section 657.5 and identified in a state Natural Resources Conservation Service soil survey (or local equivalent for cities or communities outside the U.S.).
If a city-owned/operated site has any threatened or endangered species or ecological communities, as identified during the ecosystem assessment, comply with an approved habitat conservation plan under the U.S. Endangered Species Act (or local equivalent for cities or communities outside the U.S.) for each identified species or ecological community.
GOV OPS - ACTIONS/PROGRAMMING
Resource Conservation
Increase the number of healthy streams . Consider using the B-IBI Index to ensure at least 35% of streams meet compliance regulations.
Planning & Development
Create a plan that seeks to restore forests and natural areas on city-owned or managed properties.
GOV OPS - CAPITAL INVESTMENTS
Resource Conservation
Restore degraded vegetation, habitats, and aquatic ecosystems within the area, identified during the Ecosystem Assessment. Restoration strategies must be developed based on Society for Ecological Restoration Science & Policy Working Group. 2002, The SER Primer on Ecological Restoration, Section 3, Attributes of Restored Ecosystems.
Planning & Development
Acquire a target number of projects for public open space benefits in equity areas and to provide enhanced land access opportunities for underserved communities. Prioritize high risk areas to reduce vulnerability to the threats of climate change.



**A Partnership Between King County and
the King County-Cities Climate Collaboration**



King County

Climate Action Toolkit Summary of Recommendations

September 24, 2020



King County

I. Contents

II. Motion Text 3

III. Executive Summary 3

 A. Creating a Climate Action Plan..... 3

 B. Engaging with Community Leaders..... 4

 C. Priority Actions..... 4

 D. Implementing Climate Action 5

IV. Conclusion 6

V. Appendices Appendix A Motion 15555 Text..... 6

II. Motion Text

This report is called for by Motion 15555, see in Appendix A. This report summarizes recommended processes and actions in the Climate Action Toolkit.

III. Executive Summary

This summary provides findings that are based on the information, analysis, and recommendations developed by the consultant, Sustainable Business Consulting, in preparation of the Climate Action Toolkit. Climate change is a paramount challenge of this generation and has consequences for our environment, community, economy, and public health. Climate change magnifies current and historical inequities, putting those communities with the fewest resources at the highest risk from the impacts, including extreme heat, poor quality air, and flooding.

The recent disparate impacts of the COVID – 19 pandemic on communities across the region highlight the urgent need to partner with communities to develop the skills, resources, and capacity to both prepare for climate change and benefit from a transition to a clean energy economy.

On July 23, 2014, the King County Growth Management Planning Council, a formal body of elected officials from across King County, set out to address climate change and adopted a target to reduce countywide greenhouse gas (GHG) emissions by 50 percent by 2030 and 80 percent by 2050, from a 2007 baseline.

To meet these emissions reduction targets, a number of individual, institutional, and policy changes are needed. These actions also provide an opportunity to address issues of equity and justice, mobility, resiliency, and economic recovery in communities.

The Climate Action Toolkit provides a combination of attainable solutions, including options and ideas for programming, policies, advocacy, and capital investment to guide local government to act on climate change. Helpful indicators, example goals, recommended actions, questions for consideration, and ranking tools are offered to inform and customize local government commitments, decisions, and actions to each unique community.

A. Creating a Climate Action Plan

The initial steps to creating a climate action plan are:

- 1) Understand your local community emissions, via a greenhouse gas inventory or use a similar jurisdiction
- 2) Determine you community's level of commitment
- 3) Develop a climate action strategy tailored to your community
- 4) Identify and implement climate reduction actions
- 5) Measure and report progress.

A city may want to repeat this cycle at a regular cadence to ensure continued progress.

B. Engaging with Community Leaders

There are several effective ways of performing community outreach that range in cost and time required, magnitude of reach, and quality of input. It is important to utilize multiple strategies when conducting community engagement to diversify the responses and feedback collected, and to ensure equitable access. Virtual gatherings and online input may allow a larger number of people to provide input into climate decisions, but at the same time may deny participation from residents without access to the internet. Methods include:

- Surveys
 - Online or mail surveys
 - Website comment box (allows residents to submit open-ended responses)
- Focus Groups
 - Town halls (both in-person and virtual)
 - City Council meetings
- Interviews (phone/online/in person)
- Workshops/Summits
 - Community members
 - Stakeholders
 - Sustainability leaders
 - Institutional leaders
- Advisory Panel
 - Diverse, volunteer-based community organizations to provide guidance/advisory
- Community Events
 - Tabling at community fairs and public events
 - Host pop-up events in local neighborhoods and decentralized locations

C. Priority Actions

The Climate Action Toolkit provides lists of actions, policy and advocacy that cities can take to reduce emissions at the community- wide scale and for government operations. The most impactful actions overall are listed below, but may not apply to every jurisdiction equally.

Top Ten Actions to Reduce Community-Wide Emissions

- 1) Improve energy efficiency in existing buildings and homes.
- 2) Develop strong building, energy, and water codes for low/zero carbon buildings.
- 3) Educate residents about tools and resources to reduce carbon emissions and save money through energy, water, and waste conservation.
- 4) Make it easier for commercial and residential buildings to source/install renewable energy.
- 5) Expand access to safe, efficient transit and multi-modal transportation options.
- 6) Develop dense, mixed-use, compact communities.
- 7) Expand green spaces and tree canopies to increase carbon sequestration potential and enhance resilience.
- 8) Partner to electrify, or move to zero-emission, fleets (school buses, first responder vehicles, buses, ferries, commercial).

- 9) Incentivize responsible purchasing and promote zero waste policies and actions throughout the community.
- 10) Require proper disposal and encourage recycling and reuse of Organic as well as Construction & Demolition wastes.

Top Ten Actions to Reduce Government Operation Emissions

- 1) Identify cost saving opportunities through energy, water, and waste conservation.
- 2) Improve building efficiency in both existing and new government facilities (utilize green building certification frameworks).
- 3) Set policies to require climate-friendly procurement, travel, contracting, etc.
- 4) Develop renewable energy on facilities and government-owned land.
- 5) Speak out about climate issues to regional/state/federal agencies and legislators.
- 6) Formalize and integrate climate and equity considerations into all decision-making criteria.
- 7) Incentivize staff to reduce single-occupancy vehicle commuting behavior through carpooling, transit, and improved work-from-home scheduling.
- 8) Strive for a zero-emission fleet through electrification and use of renewable fuels.
- 9) Improve stormwater management to expand biogas generation and use natural systems to improve resiliency.
- 10) Increase carbon sequestering green spaces through urban forestry, effective land use, and building codes, including compost use.

Criteria to consider when setting goals for a city's unique jurisdiction include:

- 1) Relative density of the jurisdiction (e.g. public transport options, available undeveloped land, single or multi-family homes, etc.).
- 2) Types of buildings/operations within the jurisdiction (e.g. residential, commercial, agricultural, age and/or condition of existing building stock (25, 50, 75 or 100 yrs.?), etc.).
- 3) Interests and demographics of residents (e.g. marginalized populations, high-efficiency modern homes, community-oriented sharing economy, ability to invest upfront costs, etc.).
- 4) Capacity for action (e.g. resources available, government and community support, etc.).

D. Implementing Climate Action

Tips for Successful Implementation

- 1) Set clear, measurable goals and establish a metric tracking system early on to report on progress.
- 2) Align your efforts with existing government efforts on economic development, jobs, mobility, community health, equity and justice, and land use efforts.
- 3) Make sure there is buy-in from senior leadership and that resources are allocated for this work.
- 4) Start with easy, cost-saving measures to build momentum.
- 5) Assign a dedicated staff member to manage progress on climate efforts or a green team, with multiple cross-divisional people responsible for climate action.

- 6) Set accountability measures (employee Key Performance Indicators, etc.) that provide benefits for achieving goals and consequences for not meeting them.
- 7) Measure and report progress regularly – award/publicly recognize high performance.

IV. Conclusion

The impacts of climate change are already affecting our region, with extreme heat waves, heavier rainfall, and wildfire smoke leading to increased health disparities and risks to community safety. Local governments must engage in decisive, consistent, and collective action when approaching issues of such scale and importance to the well-being of residents. The Climate Action Toolkit that accompanies this Summary of Recommendations document provides a path for action that all cities can leverage to contribute to the region’s collective efforts of meeting the shared countywide GHG reduction goals.

By pursuing and implementing the policy changes, programs, and investments recommended in the Toolkit in an equitable manner, cities can:

- Slow the impacts of climate change on our communities, especially those disproportionately impacted
- Reduce economic, environmental, and social vulnerabilities
- Expand living wage jobs and stimulate economic growth for local and small businesses
- Improve our region’s air and water quality
- Lessen our impact on the natural environment
- Preserve and protect open spaces that sequester carbon and contribute to quality of life
- Increase mobility through thoughtful land use and development, and increased options to travel, including transit, walking, and biking.

Acting on climate change does not mean recreating the wheel. Many cities in King County have already taken substantial action, and many others are just beginning their journey. There are lessons learned, best practices, and existing materials already available to help cities take action and advance our region’s efforts on climate change. In addition to the Toolkit, there are many local, state, and national organizations and well-researched resources to help support each city’s climate action planning. The King County-Cities Climate Collaboration also shares knowledge and resources to reach the shared countywide emission reduction targets.

Decisive, urgent actions are necessary to help curb the effects of climate change. Acknowledging that each city has a unique emissions profile and limited resources with which to affect a plan, the guidance provided in this Toolkit will help each city to customize its contributions for maximum impact, ultimately achieving our countywide goals.

V. Appendices

Appendix A Motion 15555 Text

1 A MOTION relating to communitywide greenhouse gas
2 emissions; directing the executive to conduct further
3 outreach and engagement with local governments and other
4 stakeholders, and to develop a toolkit for local governments
5 to use in planning, implementing and monitoring actions to
6 reduce greenhouse gases.

7 WHEREAS, in October 2018 the Intergovernmental Panel on Climate Change
8 released a special report concluding that humans must reduce global greenhouse gas
9 emissions by forty-five percent by 2030 to limit global warming to one and one-half
10 degrees Celsius, and

11 WHEREAS, warming beyond one and one-half degrees Celsius is projected to
12 irreversibly impact food systems, water supplies, public health, economic growth and
13 natural resources around the globe, and

14 WHEREAS, the past five years have been the hottest on record, and in 2017
15 global temperature rise surpassed one degree Celsius above preindustrial levels, and

16 WHEREAS, over seven hundred localities around the world have declared a
17 climate emergency to drive efforts to prevent the worst effects of climate change, and

18 WHEREAS, every action to limit warming matters and every government, every
19 community and every individual can play a role, but collective multisector coordination
20 will be most effective in combatting climate change, and

21 WHEREAS, King County is already experiencing the impacts of climate change:
22 more frequent wildfires, rising sea levels, declining mountain snowpack, worsening
flood

23 and drought risk and extreme heat, and

24 WHEREAS, unless adequately addressed, climate change will have devastating
25 effects on regional economies, infrastructure, recreation, the natural environment,
public

26 health, safety and quality of life, and

27 WHEREAS, the effects of climate change will disproportionately impact
frontline

28 communities in King County that are predominantly low-income and communities of
29 color who, due to historic systems of structural racism and oppression, have been
limited

30 in their capacity to mitigate and respond to climate impacts, and

31 WHEREAS, in 2016 King County adopted the Equity and Social Justice Strategic
32 Plan, which directs the county to consider equity and the disproportionate
environmental

33 burdens experienced by frontline communities in county investments and policy, and

34 WHEREAS, such a consideration requires active community engagement and
35 outreach with frontline communities throughout policy and program development,
and

36 WHEREAS, King County has a long history of commitment to combatting
37 climate change and is a national leader in local climate action, and

38 WHEREAS, in 2014 King County and its thirty-nine cities developed
39 countywide, community-scale greenhouse gas emission reduction targets of eighty
40 percent by 2050 against a 2007 baseline, with benchmark target reductions of twenty-
five percent by 2020 and fifty percent by 2030, and

41 WHEREAS, these targets were formally adopted as countywide planning

42 policies by the King County Growth Management Planning Council in 2014 to guide the
43
44 comprehensive planning of King County and its cities, and

45 WHEREAS, in 2015 King County convened the King County-Cities Climate
46 Collaboration, which now includes membership by King County, sixteen cities and the
47 Port of Seattle, representing eighty percent of the county's population, and adopted the
48 Joint County-City Climate Commitments to reduce greenhouse gas emissions across
49 King County consistent with countywide planning policies, and

50 WHEREAS, in 2015 King County adopted the Strategic Climate Action Plan,
51 which identified specific goals, strategies, measures, targets and over seventy priority
52 actions related to transportation and land use, building efficiency, green building, waste
53 management and forests and agriculture to reduce greenhouse gas emissions in
54 government operations and at the community scale, and

55 WHEREAS, King County has made progress since the 2015 Strategic Climate
56 Action Plan, including the Metro transit department transitioning to a zero-emission fleet,
57 the county surpassing its energy-use goals in county-owned facilities and the county
58 being on-track to source ninety-eight percent of its electricity supplies in Puget Sound
59 Energy service territory from renewable energy in 2020 through Puget Sound Energy's
60 green direct program, all of which have resulted in significant reductions in county
61 government operational emissions, and

62 WHEREAS, King County has worked with its partners in the King County-Cities
63 Climate Collaboration to implement programs to achieve community-scale goals, such as
64 county support in the development of green building tools, enrollment of additional

65 member cities and businesses in the green direct program and the containment of ninety-
66 eight percent of new development within urban growth areas, and

67 WHEREAS, King County reports on countywide greenhouse gas emissions every
68 two years, providing an estimate of communitywide emissions released within the county
69 geographic boundary and resulting from community activities, and

70 WHEREAS, local government operations account for a small portion of
71 communitywide greenhouse gas emissions, for example, King County government
72 operations account for approximately one and seven-tenths percent of the county's
73 communitywide emissions, and

74 WHEREAS, communitywide greenhouse gas emissions have decreased just one
75 and four-tenths percent between 2007 and 2017, and are not on track to achieve the
76 eighty percent reduction goal by 2050, and

77 WHEREAS, globally, cities are responsible for seventy percent of greenhouse gas
78 emissions, and

79 WHEREAS, King County must work together with local governments in
80 cooperation with a broader range of stakeholders, including the private sector and
81 community members, to achieve significant communitywide greenhouse gas emissions
82 reductions, and

83 WHEREAS, King County is positioned as a regional partner to support local
84 governments and other stakeholders in acting to achieve communitywide goals, and

85 WHEREAS, available climate science and observable climate impacts have
86 demonstrated the immense, urgent threat that climate change poses to public health and
87 safety, which requires immediate and cross-jurisdictional action to reduce

88 communitywide greenhouse gas emissions;

89 NOW, THEREFORE, BE IT MOVED by the Council of King County:

90 A. The executive, building upon current efforts, should greatly expand efforts to
91 accelerate the reduction of greenhouse gas emissions in order to meet established
92 communitywide climate goals. As part of these expanded efforts, the executive should:

93 1. Partner with local governments to provide resources and build capacity to
94 implement local and cross-jurisdictional climate initiatives, especially those outlined in
95 the Joint County-City Commitments;

96 2. Expand partnerships with nongovernmental stakeholders and the broader
97 community to drive actions to reduce emissions communitywide;

98 3. Develop a consistent and uniform system to track and report greenhouse gas
99 emissions progress made by local governments across King County; and

100 4. Identify new and existing funding sources necessary to support that work.

101 B.1. The executive should engage a consultant to develop a robust climate action
102 plan toolkit. The toolkit should include recommended actions and best practices to
103 support the development and implementation of comprehensive local climate action plans
104 by local jurisdictions and other partners to reduce communitywide emissions.

105 2. The climate action toolkit should enable the user to assess the user's
106 jurisdiction's or agency's individualized needs, provide a comprehensive list of
107 recommended actions to help reduce communitywide emissions and identify the expected
108 co-benefits of those actions. The toolkit should include the following:

109 a. recommended approaches, resources and tools that local governments and
110 other large organizations can use to calculate a baseline of communitywide greenhouse

111 gas emissions within their jurisdiction;

112 b. recommended actions for advancing Joint County-City Climate

113 Commitments and reducing emissions in each of the following action categories. The

114 recommended actions should be focused on reducing communitywide greenhouse gas

115 emissions, but also include actions intended to support reductions in emissions from local

116 government operations and water and energy utilities operations:

117 (1) transportation and land use;

118 (2) green building and energy efficiency;

119 (3) consumption and waste management, including food;

120 (4) forests and agriculture, including healthy city tree canopies and the

121 promotion of carbon dioxide sequestration in soils; and

122 (5) water and energy utilities operations.

123 3. To support development of actions, the toolkit should include:

124 a. recommended approaches for assessing local greenhouse gas emissions

125 sources, development patterns, and areas of local influence to identify and prioritize

126 actions that will have the most impact in reducing emissions with in the city and at the

127 community scale;

128 b. a comprehensive list of recommended actions, weighted based on their

129 relative potential for emissions reductions and including information regarding their

130 expected co-benefits such as public health, mobility, climate justice and equity, jobs and

131 economic growth and the natural environment in jurisdictions with varying population

132 sizes, land use patterns and emissions sources;

133 c. policy actions, grant funding, utility incentives, business and community

- 134 partnerships and financing strategies that can support implementation of actions;
- 135 d. best practices for setting goals and targets, monitoring progress and publicly
136 reporting actual greenhouse gas emissions reductions;
- 137 e. best or emerging practices for public engagement, outreach and education to
138 involve the broader community, and especially frontline communities, in reducing
139 communitywide greenhouse gas emissions;
- 140 f. recommendations to assist the user in overseeing and coordinating climate
141 actions in the various substantive areas to maximize the overall impact; and
- 142 g. recommendations for achieving climate justice and equity for frontline and
143 disadvantaged populations.
- 144 4. When developing the climate action toolkit, the executive, with support from
145 a consultant, should:
- 146 a. collaborate with local jurisdictions and tribes, including King County-Cities
147 Climate Collaboration partners, to develop strategies that can be implemented locally;
- 148 b. review other local government climate action plans and climate action
149 planning toolkits that have been developed for other local governments;
- 150 c. engage with and incorporate input from the community, especially frontline
151 communities, via workshops and other engagement with stakeholder groups, such as the
152 King County Climate Equity Frontline Community Task Force, 350 groups, People for
153 Climate Action and Climate Solutions;
- 154 d. engage with and incorporate input from other nongovernmental stakeholders
155 such as local businesses, unions, and utilities; and
- 156 e. engage with King County council central staff and interested

157 councilmembers.

158 5. The consultant's final work product should take the form of a climate action
159 plan toolkit and a plan to distribute and promote its use by local governments,
160 nongovernmental stakeholders, advocates and the community as a resource in decision-
161 making and the implementation of local climate action plans. The distribution and
162 promotion plan should include a convening of local governments to introduce the toolkit
163 and explore areas for collaboration in its implementation.

164 6. No later than July 31, 2020, the executive should transmit to the King County
165 council a motion approving the climate action plan toolkit, a summary of
166 recommendations, a report detailing the outreach and engagement process, feedback
167 received and the plan to distribute and promote the toolkit's use. The motion shall be
168 filed in the form of a paper original and an electronic copy with the clerk of the council,
169 who will retain the original and provide an electronic copy to all councilmembers, the
170 council chief of staff and the lead staff to the mobility and environment committee or its
171 successor.

172 7. The executive, in collaboration with local governments and other
173 stakeholders, should conduct a preliminary review of the toolkit's adoption by local
174 jurisdictions within two years of the time the toolkit is first issued. Further review and
175 updates of the toolkit and its effectiveness should be conducted periodically thereafter.

176 8. The executive, in collaboration with local governments, should compile and
177 publish a report every two years of available greenhouse gas emission reductions data
178 from local governments across King County.

Climate Action Toolkit Outreach and Engagement Process

September 24, 2020



King County

Motion 15839

Attachment C

- I. Contents**
- II. Motion Text 4
- III. Executive Summary 4
- IV. Background..... 5
- V. Engagement and Feedback 5
 - A. King County-City Climate Collaboration Engagement 5
 - B. Stakeholder Workshops 6
 - C. Small group convenings 8
 - D. Online engagement..... 8
- VI. Conclusion 8
- VII. Appendices 9
 - Appendix A: Motion 15555 text 9
 - Appendix B: Summary Comments and Themes from May 7th Toolkit workshop..... 17
 - Appendix C: Summary Comments and Themes from May 12th Toolkit workshop..... 18

II. Motion Text

This report is called for by Motion 15555¹, see in Appendix A. This report details the outreach and engagement process, and feedback received during the development of the Climate Action Toolkit.

III. Executive Summary

The King County Climate Action Team and consultant Sustainable Business Consulting conducted public and stakeholder outreach prior to drafting the Climate Toolkit. The goals of this outreach and engagement were to: increase awareness about the shared greenhouse gas (GHG) emission reduction goals of the King County—Cities Climate Collaboration (K4C), demonstrate the Toolkit’s role in achieving them, and invite a broad range of voices and perspectives to inform the prospective actions in the Toolkit.

The project team engaged extensively with K4C partners. The project team held two workshops with the K4C staff steering committee, which provided guidance on framing, approach, and potential actions. Elected officials representing the K4C, plus several non-K4C members, reviewed the Toolkit and provided feedback during the June 2020 Work Session.

Two virtual stakeholder workshops were held in May 2020, which were each attended by over 75 participants. Smaller group meetings were also held virtually with members of the Climate Equity Community Task Force, and with representatives from Teens for Tukwila and other youth groups.

The project team hosted a survey on the kingcounty.gov/climate website. This survey asked respondents about actions their cities could take to advance climate action. It also asked for demographic data. This survey received 461 comments from 43 participants.

Key themes from community engagement include:

- In all emissions categories, comments called for investment in programs to **accelerate the conversion to no/low carbon options** for transportation, building use, and responsible lifecycle management of products we buy and use.
- Residents want clear direction about **how to approach climate change initiatives in a post-COVID economy** – from what actions to take to how to engage businesses and residents.
- Strong linkage between climate action and **job creation and retention**.
- Residents want improved understanding of the **GHG impacts for prioritizing actions**.
- Calls for **increased resident education** – particularly for home retrofits and waste management.
- Stakeholders expressed strong support for **equitable solutions** and multi-lingual outreach, and including frontline communities into the decision-making process from the start.
- Encouragement for engaging key sectors such as **schools and youth** to find solutions and reach a new audience.

The project team incorporated many of the comments and proposed actions into the final version of the Climate Action Toolkit, reflecting the priorities of King County cities and their residents.

IV. Background

Department Overview: The Climate Action team, a cross – agency team advancing the reduction of greenhouse gas emissions at the countywide scale and for the county’s operations through energy efficiency, renewable energy, climate preparedness, and community engagement, works to implement King County’s Strategic Climate Action Plan and related initiatives.

Historical Context: In 2014, King County and 39 cities in the County’s geographic footprint came together to develop shared, countywide greenhouse gas (GHG) emission reduction targets. The targets were unanimously adopted by the King County Growth Management Planning Council, a regional planning body that develops countywide policies to help guide local comprehensive plans throughout King County. The shared near and long-term targets are consistent with climate science recommendations to reduce the worst impacts of climate change. These targets seek to reduce local GHG emissions by at least 50 percent by 2030 and 80 percent by 2050.

In 2014, the King County-Cities Climate Collaboration (K4C), a partnership between the County, 16 cities, and the Port of Seattle working together to enhance local government climate and sustainability efforts, adopted shared Joint Commitments to reduce GHG emissions.

King County, with technical support from ICLEI – Local Governments for Sustainability, an international climate advocacy and consulting organization, measured countywide emissions in 2017. Since 2007, per capita emissions have declined by 11 percent, with an overall decline of 1.4 percent countywide, highlighting the need for more urgent action to meet the 2030 target.

Current Context: In 2019, K4C partners updated the shared actions to reflect changes in the regulatory landscape, technical developments, and updated emissions information. K4C partners that have signed onto the Joint Commitments will actively pursue those strategies, policies, and actions to make the most impact given the size, location, and development patterns of their jurisdictions.

In 2019, the King County Council passed Motion 15555, requesting that the County Executive direct the development of a Climate Action Toolkit to support cities’ efforts to reduce emissions from operations of their own facilities and at the countywide scale. The motion called for public engagement with a broad range of stakeholders to inform the development of the toolkit.

Report Methodology: This report was assembled by executive department and climate action team staff, using information and input collected from stakeholder meetings. The outreach leveraged existing relationships with community groups, businesses, and environmental organizations.

V. Engagement and Feedback

A. King County-City Climate Collaboration Engagement

King County – City Climate Collaboration partner input was foundational to the development of the Toolkit. The project team met via an online platform with the K4C staff steering committee, comprised of 34

members, for two workshops on April 21 and April 28. In those workshops, the steering committee recommended framing and actions. The committee also recommended that the Toolkit be written in a way to be accessible to most cities, with a focus on the medium-sized city with limited staff resources to develop a climate plan.

On April 24, the project manager and other Climate Action Team members made a “K4C 101” presentation to 30 elected officials and accompanying staff. The goal of this presentation was to provide newly elected mayors and councilmembers an opportunity to learn more about the K4C history and commitments prior to the June 3 work session. Although the Toolkit was not a primary focus of the presentation, the project team did provide an overview of the project and highlighted the upcoming workshops.

On June 3, the project team presented an overview of the Toolkit to 42 elected officials representing 19 jurisdictions in King County. Elected officials provided comments on additional actions to include, and expressed interest in using the Toolkit when it is available. Elected officials recommended that the project team extend its engagement to youth, and several elected officials followed up with names of individuals and youth organizations.

B. Stakeholder Workshops

The project team also conducted two online stakeholder workshops in May. These workshops had identical content, with only a slight modification to the materials in the later session to reflect additional information in the waste management section. The first workshop had 76 participants, and the second had 79 participants. In both sessions, stakeholders were enthusiastic about the Toolkit and provided numerous recommended actions, many which have been incorporated into the Toolkit. Summary themes include: desire for local governments to move faster on climate action, increased resident outreach, engagement, and education, support for an equity lens in development of transportation and housing solutions, linkage between climate action and job retention/creation, and outreach to other types of local jurisdictions, such as school districts. Summaries of these two sessions can be found in Appendices B and C. Organizations that were represented at the stakeholder meetings are:

- 350 Seattle
- City of Bellevue
- City of Black Diamond
- City of Burien
- City of Issaquah
- City of Kenmore
- City of Kirkland
- City of Mercer Island
- City of Normandy Park
- City of Olympia
- City of Renton
- City of Seattle
- City of Shoreline
- City of Snoqualmie
- Clean Energy Transition Institute
- Climate Solutions

Motion 15839

Attachment C

- Crea Affiliates
- Earth Ministry
- Emerald Cities Coalition
- Envirometrics
- Friends of Urban Forests
- Front and Centered
- Hargis Engineers
- Johnson Controls, Inc.
- King County
- Laborers Local 242
- Lake Forest Park Citizens Commission
- League of Women Voters
- Lightstone Consulting
- Lombard Consulting
- MEETS Coalition
- McKinstry
- Miller Hull Architects
- Native Organizers Alliance
- Northwest Energy Coalition
- Northwest Energy Efficiency Council
- People for Climate Action
- Port of Seattle
- Public Geology
- Puget Sound Energy
- Puget Sound Sage
- Re-think Green.com
- Ridolfi Associates
- Safeco Insurance
- Sazan Group
- Seattle 2030 District
- Seattle City Light
- Sierra Club
- Sound Transit
- South Seattle Climate Action Network
- Union of Concerned Scientists
- University Mechanical Contractors
- Vashon Climate Action Group
- Washington Environmental Council
- Washington State Department of Commerce
- WholeWater Solutions
- 23 residents with unknown affiliation

C. Small group convenings

On May 22 the project team met with five members of the Climate Equity Community Task Force (CECTF) for a presentation and discussion. The CECTF expressed support for the development of the Toolkit, and encouraged the project team to incorporate equity considerations the ranking of actions. The project team has incorporated the CECTF's suggestions. Task Force members at the meeting represented multiple organizations, including:

- Healthy King County Coalition
- Front and Centered
- WA State Environmental Justice Task Force
- Kent Cultural Diversity Initiative Group
- Confederated Tribes of Warm Springs
- Metro Mobility Equity Cabinet
- King County Open Space Equity Cabinet

On July 13, the Climate Action Team led a youth workshop with additional support from Teens for Tukwila. This session, with participation from eight local high school students and recent graduates, was highly interactive. The youth suggested many actions that individuals can take to reduce emissions and expressed support for their cities taking action. The participants suggested that King County and partner cities improve outreach to youth through social media. They also recommended that local governments increase the frequency of messaging, broaden platforms, and produce much more interesting content. This feedback was incorporated into the plan for the Toolkit roll-out. At least two youth organizations were represented, including the Kirkland Youth Council and Teens for Tukwila. The affiliations of the other five participants is not known.

D. Online engagement

The project team hosted an online survey on the King County climate website to allow stakeholders another option to provide input on the Toolkit. The survey, which asked 14 questions, requested responses for actions that cities can take to reduce community scale emissions and government operations emissions. The survey also asked about climate justice and best practices for community engagement. The survey also asked for demographic information. Forty three respondents made 461 comments, and these have been reviewed, cataloged, and incorporated where possible into the Toolkit. Most respondents (74 percent) are residents of K4C cities, and most are white (85 percent), with seven percent Latinx, and four percent Black. Twenty three percent of respondents are aged 18-35, 20 percent 36-55, 38 percent 56-75, and 14 percent are over 75.

VI. Conclusion

Stakeholder engagement was critical for the development of the approach and recommended actions in the Toolkit. Stakeholders expressed enthusiasm for the Toolkit and indicated a desire to be involved in the rollout of the Toolkit once the King County Council approves it. The project team will work with many of the organizations listed in this report to disseminate the Toolkit to the public and local city councils.

VII. Appendices

Appendix A: Motion 15555 text

1 A MOTION relating to communitywide greenhouse gas
2 emissions; directing the executive to conduct further
3 outreach and engagement with local governments and other
4 stakeholders, and to develop a toolkit for local governments
5 to use in planning, implementing and monitoring actions to
6 reduce greenhouse gases.

7 WHEREAS, in October 2018 the Intergovernmental Panel on Climate Change
8 released a special report concluding that humans must reduce global greenhouse gas
9 emissions by forty-five percent by 2030 to limit global warming to one and one-half
10 degrees Celsius, and

11 WHEREAS, warming beyond one and one-half degrees Celsius is projected to
12 irreversibly impact food systems, water supplies, public health, economic growth and
13 natural resources around the globe, and

14 WHEREAS, the past five years have been the hottest on record, and in 2017
15 global temperature rise surpassed one degree Celsius above preindustrial levels, and

16 WHEREAS, over seven hundred localities around the world have declared a
17 climate emergency to drive efforts to prevent the worst effects of climate change, and

18 WHEREAS, every action to limit warming matters and every government, every
19 community and every individual can play a role, but collective multisector coordination

20 will be most effective in combatting climate change, and

21 WHEREAS, King County is already experiencing the impacts of climate change:
22 more frequent wildfires, rising sea levels, declining mountain snowpack, worsening flood
23 and drought risk and extreme heat, and

24 WHEREAS, unless adequately addressed, climate change will have devastating
25 effects on regional economies, infrastructure, recreation, the natural environment, public
26 health, safety and quality of life, and

27 WHEREAS, the effects of climate change will disproportionately impact frontline
28 communities in King County that are predominantly low-income and communities of
29 color who, due to historic systems of structural racism and oppression, have been limited
30 in their capacity to mitigate and respond to climate impacts, and

31 WHEREAS, in 2016 King County adopted the Equity and Social Justice Strategic
32 Plan, which directs the county to consider equity and the disproportionate environmental
33 burdens experienced by frontline communities in county investments and policy, and

34 WHEREAS, such a consideration requires active community engagement and
35 outreach with frontline communities throughout policy and program development, and

36 WHEREAS, King County has a long history of commitment to combatting
37 climate change and is a national leader in local climate action, and

38 WHEREAS, in 2014 King County and its thirty-nine cities developed
39 countywide, community-scale greenhouse gas emission reduction targets of eighty
40 percent by 2050 against a 2007 baseline, with benchmark target reductions of twenty-five
41 percent by 2020 and fifty percent by 2030, and

42 WHEREAS, these targets were formally adopted as countywide planning policies

43 by the King County Growth Management Planning Council in 2014 to guide the
44 comprehensive planning of King County and its cities, and

45 WHEREAS, in 2015 King County convened the King County-Cities Climate
46 Collaboration, which now includes membership by King County, sixteen cities and the
47 Port of Seattle, representing eighty percent of the county's population, and adopted the
48 Joint County-City Climate Commitments to reduce greenhouse gas emissions across
49 King County consistent with countywide planning policies, and

50 WHEREAS, in 2015 King County adopted the Strategic Climate Action Plan,
51 which identified specific goals, strategies, measures, targets and over seventy priority
52 actions related to transportation and land use, building efficiency, green building, waste
53 management and forests and agriculture to reduce greenhouse gas emissions in
54 government operations and at the community scale, and

55 WHEREAS, King County has made progress since the 2015 Strategic Climate
56 Action Plan, including the Metro transit department transitioning to a zero-emission fleet,
57 the county surpassing its energy-use goals in county-owned facilities and the county
58 being on-track to source ninety-eight percent of its electricity supplies in Puget Sound
59 Energy service territory from renewable energy in 2020 through Puget Sound Energy's
60 green direct program, all of which have resulted in significant reductions in county
61 government operational emissions, and

62 WHEREAS, King County has worked with its partners in the King County-Cities
63 Climate Collaboration to implement programs to achieve community-scale goals, such as
64 county support in the development of green building tools, enrollment of additional
65 member cities and businesses in the green direct program and the containment of ninety-

66 eight percent of new development within urban growth areas, and

67 WHEREAS, King County reports on countywide greenhouse gas emissions every
68 two years, providing an estimate of communitywide emissions released within the county
69 geographic boundary and resulting from community activities, and

70 WHEREAS, local government operations account for a small portion of
71 communitywide greenhouse gas emissions, for example, King County government
72 operations account for approximately one and seven-tenths percent of the county's
73 communitywide emissions, and

74 WHEREAS, communitywide greenhouse gas emissions have decreased just one
75 and four-tenths percent between 2007 and 2017, and are not on track to achieve the
76 eighty percent reduction goal by 2050, and

77 WHEREAS, globally, cities are responsible for seventy percent of greenhouse gas
78 emissions, and

79 WHEREAS, King County must work together with local governments in
80 cooperation with a broader range of stakeholders, including the private sector and
81 community members, to achieve significant communitywide greenhouse gas emissions
82 reductions, and

83 WHEREAS, King County is positioned as a regional partner to support local
84 governments and other stakeholders in acting to achieve communitywide goals, and

85 WHEREAS, available climate science and observable climate impacts have
86 demonstrated the immense, urgent threat that climate change poses to public health and
87 safety, which requires immediate and cross-jurisdictional action to reduce
88 communitywide greenhouse gas emissions;

89 NOW, THEREFORE, BE IT MOVED by the Council of King County:

90 A. The executive, building upon current efforts, should greatly expand efforts to
91 accelerate the reduction of greenhouse gas emissions in order to meet established
92 communitywide climate goals. As part of these expanded efforts, the executive should:

93 1. Partner with local governments to provide resources and build capacity to
94 implement local and cross-jurisdictional climate initiatives, especially those outlined in
95 the Joint County-City Commitments;

96 2. Expand partnerships with nongovernmental stakeholders and the broader
97 community to drive actions to reduce emissions communitywide;

98 3. Develop a consistent and uniform system to track and report greenhouse gas
99 emissions progress made by local governments across King County; and

100 4. Identify new and existing funding sources necessary to support that work.

101 B.1. The executive should engage a consultant to develop a robust climate action
102 plan toolkit. The toolkit should include recommended actions and best practices to
103 support the development and implementation of comprehensive local climate action
plans

104 by local jurisdictions and other partners to reduce communitywide emissions.

105 2. The climate action toolkit should enable the user to assess the user's
106 jurisdiction's or agency's individualized needs, provide a comprehensive list of
107 recommended actions to help reduce communitywide emissions and identify the
expected

108 co-benefits of those actions. The toolkit should include the following:

109 a. recommended approaches, resources and tools that local governments and
110 other large organizations can use to calculate a baseline of communitywide greenhouse

111 gas emissions within their jurisdiction;

112 b. recommended actions for advancing Joint County-City Climate

113 Commitments and reducing emissions in each of the following action categories. The

114 recommended actions should be focused on reducing communitywide greenhouse gas

115 emissions, but also include actions intended to support reductions in emissions from local

116 government operations and water and energy utilities operations:

117 (1) transportation and land use;

118 (2) green building and energy efficiency;

119 (3) consumption and waste management, including food;

120 (4) forests and agriculture, including healthy city tree canopies and the

121 promotion of carbon dioxide sequestration in soils; and

122 (5) water and energy utilities operations.

123 3. To support development of actions, the toolkit should include:

124 a. recommended approaches for assessing local greenhouse gas emissions

125 sources, development patterns, and areas of local influence to identify and prioritize

126 actions that will have the most impact in reducing emissions with in the city and at the

127 community scale;

128 b. a comprehensive list of recommended actions, weighted based on their

129 relative potential for emissions reductions and including information regarding their

130 expected co-benefits such as public health, mobility, climate justice and equity, jobs and

131 economic growth and the natural environment in jurisdictions with varying population

132 sizes, land use patterns and emissions sources;

133 c. policy actions, grant funding, utility incentives, business and community
134 partnerships and financing strategies that can support implementation of actions;

135 d. best practices for setting goals and targets, monitoring progress and publicly
136 reporting actual greenhouse gas emissions reductions;

137 e. best or emerging practices for public engagement, outreach and education to
138 involve the broader community, and especially frontline communities, in reducing
139 communitywide greenhouse gas emissions;

140 f. recommendations to assist the user in overseeing and coordinating climate
141 actions in the various substantive areas to maximize the overall impact; and

142 g. recommendations for achieving climate justice and equity for frontline and
143 disadvantaged populations.

144 4. When developing the climate action toolkit, the executive, with support from
145 a consultant, should:

146 a. collaborate with local jurisdictions and tribes, including King County-Cities
147 Climate Collaboration partners, to develop strategies that can be implemented locally;

148 b. review other local government climate action plans and climate action
149 planning toolkits that have been developed for other local governments;

150 c. engage with and incorporate input from the community, especially frontline
151 communities, via workshops and other engagement with stakeholder groups, such as the
152 King County Climate Equity Frontline Community Task Force, 350 groups, People for
153 Climate Action and Climate Solutions;

154 d. engage with and incorporate input from other nongovernmental stakeholders
155 such as local businesses, unions, and utilities; and

156 e. engage with King County council central staff and interested
157 councilmembers.

158 5. The consultant's final work product should take the form of a climate action
159 plan toolkit and a plan to distribute and promote its use by local governments,
160 nongovernmental stakeholders, advocates and the community as a resource in decision-
161 making and the implementation of local climate action plans. The distribution and
162 promotion plan should include a convening of local governments to introduce the toolkit
163 and explore areas for collaboration in its implementation.

164 6. No later than July 31, 2020, the executive should transmit to the King County
165 council a motion approving the climate action plan toolkit, a summary of
166 recommendations, a report detailing the outreach and engagement process, feedback
167 received and the plan to distribute and promote the toolkit's use. The motion shall be
168 filed in the form of a paper original and an electronic copy with the clerk of the council,
169 who will retain the original and provide an electronic copy to all councilmembers, the
170 council chief of staff and the lead staff to the mobility and environment committee or its
171 successor.

172 7. The executive, in collaboration with local governments and other
173 stakeholders, should conduct a preliminary review of the toolkit's adoption by local
174 jurisdictions within two years of the time the toolkit is first issued. Further review and
175 updates of the toolkit and its effectiveness should be conducted periodically thereafter.

176 8. The executive, in collaboration with local governments, should compile and
177 publish a report every two years of available greenhouse gas emission reductions data

178 from local governments across King County.

Appendix B: Summary Comments and Themes from May 7th Toolkit workshop

Common Themes Overall

Attendees expressed the desire for local jurisdictions to move faster and go farther. Comments suggested outreach to local school and fire districts to coordinate efforts. Attendees called for more opportunities to engage on climate forums with local jurisdictions.

Attendees expressed strong support for equitable solutions and outreach in multiple language and evaluation of the GHG reduction impact for prioritization.

In all emissions sectors, comments called for increased resident education, and investment in programs to accelerate the conversion to no and low carbon options for transportation, building use, and responsible lifecycle management of products we buy and use.

Common Actions in each Category

Transportation and Land Use

- Encouragement, through investment in safe infrastructure, of alternate transportation options, including transit, walking, biking, rolling. At the same time, increase options and infrastructure for EVs for those that need to drive.
- Invest in creative transit options to serve first mile/last mile needs in hard to serve areas.
- Work with utilities on solutions and incentives.
- Increase housing density near transportation hubs.

Energy and Buildings

- Support for net zero carbon buildings, beyond net zero energy.
- Strong link between efficiency (installation and maintenance of equipment) and job creation.
- Support for eliminating natural gas in new buildings through code, and existing buildings through retrofits and conversion to electrical systems.
- Support for benchmarking/measurement and whole building audits/retrofits.
- Work with utilities on solutions and incentives.

Waste Management

- Consider lifecycle costs of products, as in a consumption based inventory.
- Education for residents to dispose of products safely, compost and recycle.
- Place increased responsibility on producers.
- Support businesses that use recycled products.

Forestry and Agriculture

- Preserve open and forest lands by creating dense urban centers and limiting sprawl.
- Promote and expand programs that prioritize carbon sequestration on private lands.
Support local farmers through markets and Community Supported Agriculture (CSA) programs.

Water/Utilities

- Encourage Rainwise and other green stormwater programs.
- Develop codes which promote water efficient systems and fixtures.
- Encourage utilities to develop robust conservation programs.
- Encourage low water uses for home use – native plantings, drip irrigation.

Appendix C: Summary Comments and Themes from May 12th Toolkit workshop

Common Themes Overall

- Support for equity lens in development of transportation and housing solutions.
- Strong linkage between climate action and job creation/retention.

Common Actions in each Category

Transportation and Land Use

- Encouragement, through investment in safe infrastructure, of alternate transportation options, including transit, walking, biking, rolling.
- Increase options and infrastructure for EVs for those that need to drive.
- Provide dedicated right of way for transit.
- Encourage private businesses to support transit through provision of Orca cards, and conversion of parking fees from monthly to daily.
- Encourage employers (public and private) to continue and promote working from home for those who can.
- Tackle the medium/heavy duty fleet electrification issue.

Energy and Buildings

- Support for eliminating natural gas in new buildings through code, and existing buildings through retrofits and conversion to electrical systems.
- Prioritize and incent efficiency.
- Support for benchmarking/measurement and existing building audits/retrofits.
- Incorporate embodied carbon into net zero carbon goals.
- Develop and share information about efficiency/retrofits, natural gas and oil heat removal for residents and businesses.

Waste Management

- Consider lifecycle costs of products, as in a consumption based inventory.
- Maximize diversion of products to landfills.
- Education for residents to dispose of products safely, compost and recycle.
- Expand recycling to multi-family.
- Develop and enforce green purchasing programs for local governments.

Forestry and Agriculture

- Preserve open and forest lands by creating dense urban centers and limiting sprawl.
- Promote and expand programs that prioritize carbon sequestration on private lands.
- Prioritize habitat in when developing.
- Establish tree protection ordinance.
- Encourage farmers' markets.

Water/Utilities

- Encourage Rainwise and other green stormwater programs.
- Develop codes which promote water efficient systems and fixtures. Expand codes to allow for greywater uses.
- Encourage utilities to develop robust conservation programs and educate residents about available technologies.
- Encourage low water uses for home use – native plantings, drip irrigation.

ⁱ [Motion 15555](#)



OUTREACH PLAN FOR THE CLIMATE ACTION TOOLKIT



SECTION 1: SUMMARY

This outreach strategy is intended to manage and optimize the promotion and distribution of the Climate Action Toolkit. The main goals are to:

1. Generate early interest for all key audiences when the Toolkit is transmitted to the King County Council.
2. Encourage cities to use and reference the Toolkit for their climate change planning.
3. Encourage partners and key stakeholders to support the Toolkit and use it as a platform for engaging their City Councils on climate change.
4. Align the Toolkit promotion with existing outreach for King County’s 2020 Strategic Climate Action Plan.

Audiences & Timeline

The below actions will be carried out by King County staff to promote the Toolkit.

Audience Type	After Transmittal ~ 3 months	During Council Hearings	Post-Passage by KC Council ~ 3 months
City Councils & Staff	Briefings/Key Messages	Email updates	High Engagement
Key Implementation Partners	Email or meeting	Email updates	High Engagement
NGOs, Agencies & Community Orgs	Email update	Email updates	High Engagement
Residents		Email updates	High Engagement

**Promotion of the Toolkit will continue beyond the four months of active outreach.*

Section 2 provides a detailed outreach strategy for each of the audience types listed above.

SECTION 2: DETAILED AUDIENCE STRATEGIES

1. CITY COUNCILS & STAFF

Objective(s): Build awareness of and enthusiasm for the Climate Action Toolkit. Establish connection between the Toolkit and the countywide GHG emission reduction goals and 2020 SCAP targets. Support city council adoption of a climate plan informed by the Climate Action Toolkit.

Detailed Audience Members

- K4C Elected Officials & Staff Steering Committee of all 17 partners
 - *Bellevue, Burien, Issaquah, Kenmore, Kent, Kirkland, Lake Forest Park, Mercer Island, Normandy Park, Port of Seattle, Redmond, Renton, Sammamish, Seattle, Shoreline, Snoqualmie, and Tukwila*
- City Council Members & Relevant Staff of additional 23 non-K4C member cities
 - *Algona, Auburn, Beaux Arts Village, Black Diamond, Bothell, Carnation, Clyde Hill, Covington, Des Moines, Duvall, Enumclaw, Federal Way, Hunts Point, Maple Valley, Medina, Milton, Newcastle, North Bend, Pacific, SeaTac, Skykomish, Woodinville, Yarrow Point*
- Other Local Governments
 - *While the Toolkit provides recommendations that support cities' unique powers, any local government can adapt the actions to its use.*

Timeline for Engagement

Audience Type	After Transmittal ~ 3 months of engagement ~	During Council Hearings	Post-Passage by KC Council ~ 3 months of engagement ~
City Councils & Staff	Briefings/1:1 Meetings	Email updates	High Engagement

Channels for Promotion/Distribution & Materials Developed

Possible Channels	Materials Developed
K4C Elected Official Work Sessions	<ul style="list-style-type: none"> • In depth presentation
Briefings/1:1 Meetings	<ul style="list-style-type: none"> • Executive Summary PPT with highlights & top actions • One-page Briefing Document
Council Presentations	<ul style="list-style-type: none"> • Executive Summary PPT with highlights & top actions • One-page Council Briefing Document • One-pager showing alignment with Joint Commitments
Newsletters/Email Listservs	<ul style="list-style-type: none"> • Key Highlights in a blurb to drop into newsletters <ul style="list-style-type: none"> ○ K4C Elected Official Newsletter ○ King County Climate Newsletter
Kingcounty.gov/climate/toolkit	<ul style="list-style-type: none"> • Website landing page for the Toolkit
Co-Promotion with Organizations <i>such as Association for WA Cities (AWC) & Sound Cities Association</i>	<ul style="list-style-type: none"> • Executive Summary PPT with highlights & top actions • Key Messages in alignment with their respective missions • Website landing page for the Toolkit

Key Messages

- The Climate Action Toolkit is a customizable guidebook to catalyze, support, and sustain local action on climate change. It is relevant to all cities despite their level of maturity in climate action, with a particular focus on those just getting started.
- The Toolkit suggests priority actions that align with key goals and targets in King County's 2020 Strategic Climate Action Plan and countywide emissions reductions goals but encourages and enables each local government to customize its strategy, goals, and actions to fit the needs of their unique community.
- Strategies presented in the Toolkit prioritize carbon reductions while also aligning with local needs for economic recovery, justice and equity, and resiliency.
- Strategies span a range of types of action, from policy development to programming, advocacy, and capital investments.
- The Toolkit provides a pathway for collaboration internally (across departments) and externally (across the region) to promote collective action.

2. KEY IMPLEMENTATION PARTNERS

Successful implementation of many actions in the Toolkit will rely on the cooperation and coordination of partners in government agencies, not for profit organizations, and community groups.

Objective(s): Awareness and understanding of the actions presented in the Toolkit, how it supports the countywide emission reduction targets and the goals of the 2020 SCAP, as well as how these goals overlap with the organization’s own goals.

Select Key Implementation Partners

Below is a representative list of Key Implementation Partners:

General

- King County Climate Equity Community Task Force
- King County – Cities Climate Collaboration (K4C)

Transportation

- Sound Transit
- Washington State Department of Transportation
- King County Metro
- Puget Sound Clean Air Agency
- Port of Seattle

Energy

- Puget Sound Energy
- Seattle City Light
- Spark Northwest
- WA Utilities and Transportation Commission

Green Building

- US Green Building Council + Cascadia Chapter
- Seattle and King County Housing Authorities
- Regional Code Collaboration

Consumption & Waste Management

- Regional waste services providers
- West Coast Climate & Materials Management Forum
- Seattle Public Utilities
- King County Solid Waste Division

Forestry & Agriculture

- Forterra
- King County Land Conservation Initiative
- King County Conservation District

Timeline for Engagement

Audience Type	After Transmittal ~ 1x Engagement ~	During Council Hearings	Post-Passage by KC Council ~ 3 months of engagement ~
Key Implementation Partners	Email update	Email/newsletter updates	High Engagement

Channels for Promotion/Distribution & Materials Developed

Possible Channels	Materials Developed
1:1 Meetings	<ul style="list-style-type: none"> Executive Summary PPT with highlights & top actions (+ translations as needed)
Coalition/Group Meetings	<ul style="list-style-type: none"> Executive Summary PPT (+ translations as needed) Tailored key highlights/actions for that coalition/industry
Toolkit Release Event <i>Online or in-person</i>	<ul style="list-style-type: none"> Executive Summary PPT with highlights & relevant actions for participants Handout/Takeaway materials for each of the 5 categories (transportation, green buildings, energy, waste, forestry)
Direct Emails and/or Newsletters	<ul style="list-style-type: none"> Key Highlights in a blurb to drop into newsletters Website landing page for the Toolkit

Key Messages

- The Toolkit provides a pathway for collaboration across sectors, industries, agencies, and public-private partnerships to promote collective action. Partners can utilize the Toolkit to initiate and elevate conversations around taking collective action to reach GHG goals.
- The Toolkit was designed to streamline existing climate action or catalyze new action among King County cities and provide a cohesive strategy for the region. Key partners can accelerate this work by having a clear understanding and direction of what's required and how to prioritize resources.
- Successful achievement of shared countywide carbon reduction goals requires the collaboration with and cooperation of key implementation partners.
- Strategies presented in the Toolkit prioritize carbon reductions while also aligning with efforts for economic recovery and growth, climate justice and equity, resiliency, mobility, public health, and the natural environment.

3. NGOS, AGENCIES, AND COMMUNITY ORGANIZATIONS

Organizations that will engage with the Toolkit, support its strategies, and advocate for its use and adoption by city councils.

Objective(s): Build awareness of the Toolkit and the platform it offers for engaging with cities to reach our shared greenhouse gas emissions reduction goals.

Detailed Audience Members

Below is a representative list of priority NGOs, Agencies, and Community Organizations. Additional groups are listed in [Appendix A](#).

Priority NGOs, Agencies, and Community Organizations

- Climate Solutions
- Climate Action Network (CAN)
- Front & Centered (Steering Committee & Coordination Team)
 - Plus Member Organizations, including: Got Green, Environmental Professionals of Color, Asian Pacific Islander Coalition, NAACP, and 40+ more
- International Living Future Institute
- King County Labor Council
- Metro Mobility Equity Cabinet
- NW Energy Coalition
- People for Climate Action
- Puget Sound Preparedness Collaborative
- Seattle/King County Building Trades Council
- Sierra Club
- Solutions Gateway
- The Nature Conservancy + WA Chapter
- Transportation Choices Coalition
- Washington Environmental Council
- WA Department of Ecology
- WA Department of Commerce
- Urban Sustainability Directors Network

Tribal Partners:

Muckleshoot Indian Tribe | Snoqualmie Indian Tribe | Duwamish Tribe | Tulalip Tribe | Suquamish Tribe

Timeline for Engagement

Audience Type	After Transmittal ~ 1x engagement ~	During Council Hearings	Post-Passage by KC Council ~ 3 months of engagement ~
NGOs, Agencies & Community Orgs	Email update	Email/newsletter update	High Engagement

Channels for Promotion/Distribution & Materials Needed

Possible Channels	Materials Needed
1:1 Meetings	<ul style="list-style-type: none"> • Executive Summary PPT with highlights & top actions (+ translations as needed)
Train the Trainer Session	<ul style="list-style-type: none"> • In depth PPT and tailored training materials
Coalition/Group Meetings	<ul style="list-style-type: none"> • Executive Summary PPT (+ translations as needed) • Tailored key highlights/actions for that coalition/industry
Direct Emails and/or Newsletters	<ul style="list-style-type: none"> • Key Highlights in a blurb to drop into newsletters • Website landing page for the Toolkit

Key Messages

- The Toolkit provides a pathway for collaboration across sectors, industries, agencies, and public-private partnerships to promote collective action. Partners can utilize the Toolkit to initiate and elevate conversations around collaboration with cities and relevant organizations.
- Strategies presented in the Toolkit prioritize carbon reductions while also aligning with efforts for economic recovery and growth, climate justice and equity, resiliency, mobility, public health, and the natural environment.
- Actions presented in the Toolkit are designed to incorporate equitable criteria and encourage city leaders to consider climate justice and equity in decision making – an effort intended to reduce disproportionate impacts on vulnerable populations.

4. RESIDENTS

Objective(s): Build general awareness of the Toolkit, the important role of cities in reaching shared countywide goals, and residents’ role in encouraging and supporting cities to adopt emissions-reducing behavior.

Detailed Audience Members

- Residents of King County
- Frontline Communities most impacted by the effects of climate change
- Youth communities in King County

Timeline for Engagement

Audience Type	During Council Hearings	Post-Passage by KC Council ~ 2 months of engagement ~
Residents	Newsletters and social media	High Engagement

Channels for Promotion/Distribution & Materials Developed

Possible Channels	Materials Developed
King County Social Media + Key Partners’ Social Channels	<ul style="list-style-type: none"> • Infographics to communicate key points that resonate with residents designed for Instagram, Facebook, Twitter (+ translations as needed) • Social Media Toolkit + Content Calendar
Media Coverage (radio, local news, podcasts, etc.)	<ul style="list-style-type: none"> • Press Release • Script/talking points
Kingcounty.gov/climate/toolkit	<ul style="list-style-type: none"> • Website landing page for the Toolkit
Newsletters/Email Listservs* <i>Such as the Climate Communications Mailing List</i>	<ul style="list-style-type: none"> • Key Highlights in a blurb to drop into newsletters • Website landing page for the Toolkit <p><i>*Printed mailers optional</i></p>
Neighborhood Associations, Chambers, Local Community Orgs <i>as identified by each city.</i>	<ul style="list-style-type: none"> • One-page print or postcard with Executive Summary & Highlights with key points (+ translations as needed)

Key Messages to Residents & Frontline Communities

- This Toolkit presents equitable strategies and resources that cities can leverage to encourage their residents and business community to adopt emissions-reducing behaviors. *Highlight specific actions residents and business owners can take from the Toolkit – customize to target audience.*
- The public is encouraged to use this Toolkit as a platform for engaging their City Councils on climate change and supporting their Councils’ use of the Toolkit to create and implement a climate action plan.
- Climate change disproportionately impacts our most vulnerable populations. This Climate Action Toolkit has been developed to help cities take local action on reducing the effects of climate change on our frontline communities.
- Taking action on climate change supports long term as well as short term benefits, such as:

- Cost savings at home and in your business, central affordable housing, more efficient and accessible transportation, cleaner air, access to healthy food, greater resiliency against extreme heat and floods, and family-wage jobs.

Key Strategies for Youth Engagement

Social media is the recommended way to engage youth on the Climate Action Toolkit. Many of the high school youth today (9th-12th grades) use at least one of the popular social apps, including TikTok, Instagram, and Twitter. Facebook is becoming increasingly less common for today's youth.

In 2018, the Pew Research Center reported that 95% of teens have a smartphone, a number which is likely the same or higher today. Creating 'bite-sized' content will gain the most traction. Leveraging popular trends such as unique dances or catchy tunes, celebrity influencers, or local entertainment stars (sports teams/players, etc.) will boost interest, engagement, and ultimately views on these social media channels.

In addition to social media, several of the participants at the Youth Group Toolkit Outreach workshop mentioned that Communications and Outreach staff should consider giveaways and prizes as a way to engage with youth populations as well. Consider that traditional single-use giveaways will be less attractive than sustainably-procured items or experiences when promoting a climate-friendly platform. Surveys or contests may motivate youth populations to be more active in climate issues.

NOTE: The organizations listed below may not represent all potential stakeholders. This list shall be updated regularly to reflect new interests.

Appendix A: Additional NGOs, Agencies, and Community Organizations

GENERAL

- 350 Seattle
- C40
- Carbons Climate Registry
- Citizens Climate Lobby
- Citizens for a Healthy Bay
- Climate Alliance for Jobs and Clean Energy
- Darkskies Northwest
- Conservation Commission
- Commission for National and Community Service
- Delridge Neighborhoods Development Association (Nature Consortium)
- WA State Department of Natural Resources
- Duwamish Valley Youth Corp
- Earthcorps
- Earthshare of Washington
- Emerald Cities Collaborative
- Environmental Health Services (EHS)
- Environmental Priorities Coalition
- Environmental Protection Agency (EPA)
- Healthy King County Coalition
- ICLEI – Local Governments for Sustainability
- King County Health Board Coalition
- Long Live the Kings Seattle
- The Mountaineers
- North Cascades Conservation Council
- Northwest Environment Watch
- Northwest Environmental Business Council
- Northwest Environmental Education Council
- Northwest Intentional Communities Association
- People for Climate Action
- Public Works Board
- Puget Sound Partnership
- Pollution Control Hearings Board
- Rainier Valley Corps
- Recreation and Conservation Office
- Seattle 2030 District
- Seattle Marine Business Coalition
- Sierra Club
- Sightline Institute
- Stand Up To Oil campaign
- Sustainable Ballard
- Sustainable Seattle
- Greater Maple Valley Unincorporated Area Council
- UW Climate Impacts Group
- UW Earthlab
- WA Association of Conservation Districts
- WA Department of Enterprise Services
- WA Parks and Recreation Commission
- WA Foundation for the Environment
- WA State Conservation Commission
- WA State Environmental Health Association

COMMUNITY ENGAGEMENT/EQUITY

- Earth Ministry
- Cascade Pacific Resource Conservation and Development Council
- Duwamish River Clean-up Coalition
- Duwamish Valley Youth Corps
- Environmental Education Association of Washington
- Guild of Natural Science Illustrators, Northwest Chapter
- Heart of America Northwest
- Kent Cultural Diversity Interest Group (KCDIG)
- Kittitas Environmental Education Network (KEEN)
- Lake Roosevelt Forum
- League of Conservation Voters
- League of Women Voters
- Seattle Youth Climate Action Network
- South Communities Organizing for Racial & Regional Equity (South CORE)
- South King County Food Coalition
- Washington Fair Trade Coalition

NOTE: The organizations listed below may not represent all potential stakeholders. This list shall be updated regularly to reflect new interests.

TRANSPORTATION

- Cascade Bicycle Club
- King County Mobility Coalition
- Transportation Choices Coalition
- West Seattle Transportation Coalition

ENERGY & GREEN BUILDING

- Built Green
- CleanTech Alliance
- Northwest Energy Efficiency Council
- Northwest Public Power Association
- Passive Solar Home Design
- Northwest Power and Conservation Council
- Shift Zero
- Solar Washington Association
- WA Public Utility Districts Association (WPUDA)

CONSUMPTION & WASTE MANAGEMENT

- American Water Resources Association,
- University of Washington Chapter
- Islands' Oil Spill Association
- Northwest Biosolids Management Association
- Toxic-Free Future
- Washington Refuse and Recycling Association
- Washington State Water Resources Association
- Washington Toxics Coalition
- Zero Waste Vashon
- Zero Waste Washington

FORESTRY & AGRICULTURE

- American Forest Resource Council
- Arboretum Foundation
- Aquatic Resources Education Association (AREA)--Washington under Far West contact
- Audubon Washington
- Coastal Conservation Association Washington
- Columbia Basin Development League
- Conservation Northwest
- Department of Fish & Wildlife
- Federation of Animal Care & Control Agencies
- Friends of the Trail
- Futurewise
- International Erosion Control Association - PNW Chapter
- Lands Council
- Mountains to Sound Greenway Trust
- National Parks Conversation Association, Northwest Region
- Northwest Indian Fisheries Commission
- Northwest Fisheries Association
- Northwest Regional Floodplain Managers Association
- Nooksak Salmon Enhancement Association
- Outdoor Alliance, Washington
- Pacific Northwest Trail Association
- People for Puget Sound
- People for Salmon
- Puget Sound Anglers
- Puget Soundkeeper Alliance
- Puget Sound Salmon Commission
- Regional Fisheries Enhancement Groups
- Save Our Wild Salmon
- Society for Ecological Restoration (NW Chapter)
- Society of Environmental Toxicology and Chemistry - PNW Chapter
- Sustainable Fisheries Foundation
- The Orca Network
- Washington Contract Loggers Association
- Washington Forest Protection Association
- Washington State Farmers Market Association
- Washington State Lake Protection Association
- Washington State Trails Coalition
- Washington Trails Association
- Washington Water Trails Association
- Washington Water Trust
- Washington Wilderness Coalition
- Washington Wildlife and Recreation Coalition
- Wilderness Awareness School
- Wilderness Society
- Wildlife Society - Northwest Section

Certificate Of Completion

Envelope Id: D80D295FA9E54179A220986A89B2A6D4	Status: Completed
Subject: Please DocuSign: Motion 15839.docx, Motion 15839 Attachment B.docx, Motion 15839 Attachment C.d...	
Source Envelope:	
Document Pages: 5	Signatures: 2
Supplemental Document Pages: 145	Initials: 0
Certificate Pages: 2	Envelope Originator:
AutoNav: Enabled	Angel Allende
Envelopeld Stamping: Enabled	401 5th Ave
Time Zone: (UTC-08:00) Pacific Time (US & Canada)	Suite 100
	Seattle, WA 98104
	Angel.Allende@kingcounty.gov
	IP Address: 198.49.222.20

Record Tracking

Status: Original	Holder: Angel Allende	Location: DocuSign
3/10/2021 2:46:24 PM	Angel.Allende@kingcounty.gov	
Security Appliance Status: Connected	Pool: FedRamp	
Storage Appliance Status: Connected	Pool: King County General (ITD)	Location: DocuSign

Signer Events

Claudia Balducci
 claudia.balducci@kingcounty.gov
 King County General (ITD)
 Security Level: Email, Account Authentication (None)

Signature

DocuSigned by:

 7E1C273CE994B6...
 Signature Adoption: Pre-selected Style
 Using IP Address: 198.49.222.20

Timestamp


Sent: 3/10/2021 3:03:19 PM
 Viewed: 3/16/2021 9:41:17 AM
 Signed: 3/16/2021 9:41:41 AM

Electronic Record and Signature Disclosure:

Not Offered via DocuSign
 Supplemental Documents:

Motion 15839 Attachment A - reduced.pdf	Viewed: 3/16/2021 9:41:22 AM
	Read: Not Required
	Accepted: Not Required
Motion 15839 Attachment B.docx	Viewed: 3/16/2021 9:41:29 AM
	Read: Not Required
	Accepted: Not Required
Motion 15839 Attachment C.docx	Viewed: 3/16/2021 9:41:31 AM
	Read: Not Required
	Accepted: Not Required
Motion 15839 Attachment D.docx	Viewed: 3/16/2021 9:41:35 AM
	Read: Not Required
	Accepted: Not Required

Melani Pedroza
 melani.pedroza@kingcounty.gov
 Clerk of the Council
 King County Council
 Security Level: Email, Account Authentication (None)

DocuSigned by:

 8DE1BB375AD3422...
 Signature Adoption: Uploaded Signature Image
 Using IP Address: 198.49.222.20

Sent: 3/16/2021 9:41:51 AM
 Viewed: 3/16/2021 9:55:19 AM
 Signed: 3/16/2021 9:56:00 AM

Electronic Record and Signature Disclosure:

Not Offered via DocuSign
 Supplemental Documents:

Motion 15839 Attachment A - reduced.pdf	Viewed: 3/16/2021 9:55:28 AM
	Read: Not Required
	Accepted: Not Required
Motion 15839 Attachment B.docx	Viewed: 3/16/2021 9:55:38 AM
	Read: Not Required

Signer Events	Signature	Timestamp
	Motion 15839 Attachment C.docx	Accepted: Not Required Viewed: 3/16/2021 9:55:46 AM Read: Not Required
	Motion 15839 Attachment D.docx	Accepted: Not Required Viewed: 3/16/2021 9:55:51 AM Read: Not Required Accepted: Not Required

In Person Signer Events	Signature	Timestamp
-------------------------	-----------	-----------

Editor Delivery Events	Status	Timestamp
------------------------	--------	-----------

Agent Delivery Events	Status	Timestamp
-----------------------	--------	-----------

Intermediary Delivery Events	Status	Timestamp
------------------------------	--------	-----------

Certified Delivery Events	Status	Timestamp
---------------------------	--------	-----------

Carbon Copy Events	Status	Timestamp
--------------------	--------	-----------

Witness Events	Signature	Timestamp
----------------	-----------	-----------

Notary Events	Signature	Timestamp
---------------	-----------	-----------

Envelope Summary Events	Status	Timestamps
Envelope Sent	Hashed/Encrypted	3/10/2021 3:03:19 PM
Certified Delivered	Security Checked	3/16/2021 9:55:19 AM
Signing Complete	Security Checked	3/16/2021 9:56:00 AM
Completed	Security Checked	3/16/2021 9:56:00 AM

Payment Events	Status	Timestamps
----------------	--------	------------