

King County Prosecuting Attorney

---

# Budget Proviso Response Report

Family Intervention and Restorative Services Project

As Requested By:

Ordinance 18766, Section P2

Daniel T. Satterberg, King County Prosecuting Attorney

September 10, 2018

(Updated February 12, 2019, to include appendices)

## Overview of the proviso requirements

The Prosecuting Attorney's Office (PAO) shall convene a workgroup that includes representatives from the Superior Court, Department of Judicial Administration (DJA), Department of Adult and Juvenile Detention (DAJD), Department of Public Defense (DPD), Office of Performance, Strategy, and Budget (PSB) to develop recommendations on what types of offenses could potentially be made eligible for diversion to the Family Intervention and Restorative Services (FIRS) model.

Below is a summary of the components for the FIRS report:

- Data review of historical and current patterns of juvenile arrests that result in detention by offense category. This review should include the resolution of arrests to identify whether there was ultimately an adjudication and whether the adjudication resulted in a state or local sanction.
- Data review of the youth who were not adjudicated or were adjudicated with local sanctions and determination if any could have benefitted from diversion to services using the FIRS model.
- Recommendations on what types of offenses could be eligible based on the data review. The recommendation(s) should include a determination if state statutes would allow for the diversion and the number of youth that might be diverted if resources were available to provide the services.

## Family Intervention and Restorative Services (FIRS) model

The FIRS program was specifically created to address the unique challenges of adolescent family violence, provide an alternative to formal court involvement, and create an alternative to secure detention. The goals are to decrease violence in the home, prevent further police contact, and improve family relationships. Improved outcomes are achieved by avoiding contact with secure detention, eliminating any formal court record of the incident, and immediately providing access to interventions for the youthful offender and the victim family member. A driving motivation for developing a FIRS model was to create an alternative response to intra-family violence that actually met the needs of these specific victims. Prior to the creation of the FIRS program, families dealing with adolescent violence rarely assisted with the formal court process, because the price for help was too high: a criminal record for their child. Even in the instances where charges were filed into Juvenile Court, most resulted in dismissals or other diversions, and services were often not provided until long after the incident, or not provided at all. In 2013, only 18 of the over 500 juvenile domestic violence referrals resulted in families receiving an evidence-based intervention.

Phase I of FIRS launched in January 2016 and Phase 2 launched on July 1, 2016 when the respite center opened. The FIRS model has two key components:

- Pre-filing diversion with therapeutic interventions
- Alternative to secure detention

To date, FIRS has served over 800 youth and families. In 2017, 79% of youth arrested for a family violence incident avoided secure detention due to the FIRS respite center. Over 400 youth have been diverted

from secure detention since.<sup>1</sup> The FIRS respite center utilizes a decommissioned pod in the current juvenile detention facility with a seven bed capacity. The average daily population of the respite center is approximately 3.5 youth per day. There have been several instances when the facility has operated at full capacity and at least two instances where youth had to be booked into detention as a result. Due to permitting restrictions, expansion of the seven bed facility is not currently feasible, absent considerable capital investment in a facility slated for replacement in 2019.

Key Findings of FIRS:

- FIRS maintains a remarkably equitable rate of engagement with youth and families across all reported races/ethnicities.
- In 2017, referrals for domestic violence cases jumped 25%, yet there was only a 2% increase in the number of charges filed into Juvenile Court.
- Of the youth referred to the FIRS program, those who entered into a FIRS agreement were 45% less likely to have a follow-up law enforcement referral (of any type) within 12 months.
- The average daily population of the FIRS respite center reaches a high of 5.5 youth in the late summer when school begins for most children.
- The average length of stay for youth who are placed in the FIRS respite center is approximately 4 days.

## Workgroup

The PAO convened a workgroup consisting of representatives from Superior Court, DAJD, DPD, and PSB. The workgroup met on August 13, 2018 after receiving a copy of the specific language of the proviso and the preliminary data. The PAO followed up with workgroup members as needed in order to gather additional input.

## Data Review

The following section provides information on juvenile arrest and booking data from 2016 and 2017.<sup>2</sup> This data was further analyzed to ascertain which bookings resulted in a subsequent adjudication and whether a state or local sanction was imposed. Based on this information, a review was conducted of those youth who were ultimately not adjudicated, or were adjudicated with local sanctions to determine if any of these youth could have benefited from diversion to services using a FIRS model.

In 2016, there were a total of 1,444 admissions to secure detention, and in 2017 there was a 5.3% reduction to 1,367.<sup>3</sup> (See Appendix A). In 2016, there were a total of 615 bookings to juvenile detention where the youth were ultimately not adjudicated, or were adjudicated with local sanctions (See Appendix

---

<sup>1</sup> This represents unique individuals and does not include youth who come into the FIRS respite center more than once.

<sup>2</sup> All data in this section was pulled from the Juvenile Information Management System (JIMS).

<sup>3</sup> [King County Juvenile Justice Statistics Comparison of 2016 to 2017](#) (2018), Elizabeth Haumann, Office of Performance Strategy and Budget.

B). In 2017, this number was 624. (See Appendix C). The data was further broken down by specific offense and outcomes.

## Recommendations

Today, the FIRS respite center is operating at near capacity. Although the average daily population is lower than current capacity, there have already been instances where youth have had to be turned away and booked into secure detention because the center was full. Accordingly, it is not recommended that any expansion of this model be pursued until after transitioning into the new Children and Family Justice Center (CFJC). The current design of the CJFC contemplates two separate 16 bed transition units. It is recommended that the FIRS program continue to be implemented out of one of the two transition units.

RCW 13.40.070 governs diversion options in Juvenile Court. Currently, the only restrictions on the prosecutor's ability to divert a case from formal court processing is when a respondent is accused of a sex offense or violent offense as defined by RCW 9.94A.030, with the exception of Assault in the Second Degree and Robbery in the Second Degree, or an alleged offender has been referred by a diversion unit for prosecution or desires prosecution instead of diversion. When applying these parameters to the data compiled for this report, the vast majority of the cases where the youth were ultimately not adjudicated, or were adjudicated with local sanctions could be eligible for diversion based solely on the nature of the alleged offense.

Assuming an increase in capacity of a respite facility, the question of whether there are other types of offenses that could be eligible for diversion to the FIRS model is asked to be addressed. Although statutorily eligible for diversion, it is not recommended at this time that pre-filing diversion be implemented for this category of cases where the youth were ultimately not adjudicated, or were adjudicated with local sanctions. First, other offenses not involving intra-familial victims may not be appropriate for a FIRS model approach. The FIRS model of a pre-charging diversion coupled with an alternative to secure detention works in the unique circumstances of inter-familial violence because we already know in almost all cases what the victims of this category of offenses seek. We know they typically choose not to engage with the traditional court process, yet still want short term relief from the violence and assistance with services and intervention. The FIRS model was designed specifically to deal with this need. Unfortunately, we cannot reasonably draw this conclusion in matters where victims are not related to the youth who has caused harm in the community. Additionally, Washington State law requires that the juvenile justice system provide opportunities for victim participation, including court hearings, and that Article I, Section 35 of the Washington State Constitution (The Victim's Bill of Rights) is fully observed.<sup>4</sup> As such, it is inadvisable to recommend a FIRS-like approach of a pre-filing diversion in non-intra-familial cases, even where a youth has been booked into detention and the matter results in an outcome not involving a state sanction.

---

<sup>4</sup> RCW 13.40.010(2)(L).

Second, a review of crime types that are considered “victimless” offenses shows that many of these cases resulted in outcomes that did not even result in an adjudication. For example, in 2016, 16 youth were booked into secure detention on investigation of drug offenses. Of those cases, 12 either resulted in later dismissals or charges were never brought. At first glance, such offenses would seem appropriate to employ a FIRS model given that the cases resulted in little to no benefit as they progressed through the formal court process and that a significant percentage of these cases resulted in charges not being filed at all or a dismissal. A deeper dive into these specific crime-types, however, reveals that a FIRS model approach would not be a good use of resources as the vast majority of these situations involve respondents who were already on supervision through probation and already receiving interventions, or involve respondents who had pending charge(s) already in Juvenile Court. For example, a deeper dive into the 2016 data reveals that nearly every youth who was booked on a drug offense where the case was later dismissed had other pending matters and the dismissal was part of a plea agreement to globally resolve all of the youth’s court cases.

It should be noted that while a FIRS model pre-filing diversion is not recommended at this time, efforts are already under way to provide the type of early intervention sought to be explored by this proviso. On August 13, 2018, Juvenile Court launched a new initiative, the Community Empowered Disposition Alternative and Resolution (CEDAR). CEDAR is an “expedited” track for certain first-time juvenile felony offenders that would allow for early acceptance of responsibility and provide positive incentive to engage in community resources and support. CEDAR is a collaborative process that pulls together juvenile justice resources together to achieve improved outcomes, while lowering rates of racial disproportionality and reducing use of detention. The CEDAR track employs a staffing model soon after a youth is charged with an offense. The prosecutor, defense attorney, and probation counselor meet to discuss and collaborate on a community based intervention plan (within 1 month of charging). If a plan is established, then the PAO offers an accelerated plea to a reduction of the initial charge. At the same time, the youth is also provided an incentive to earn a further “case benefit”, post-adjudication, through engagement with the intervention plan. The sentencing hearing would be continued out by agreement of the parties in order to facilitate engagement (in most cases 4-6 months). As needed, the agreement could also include participation in evidence based interventions provided through Juvenile Court. During the community engagement phase, a youth will be supported through a partnership between juvenile probation and community. If a youth succeeds in following through with the set conditions, then the parties would return to court to process the case benefit. Possible case benefits may be a lower disposition recommendation, further reduction in charges, or in many cases a dismissal. CEDAR is designed to deliver the same goals as FIRS. Namely, how do we meet the needs of youth and families, hold offenders appropriately accountable, and provide services and interventions in a way that limits legal consequences.

Although a FIRS model approach, specifically the pre-charging diversion component, may not be prudent for other offenses given victim concerns and duplication of services, the data shows that youth can still find themselves incarcerated for non-violent offenses when they may not necessarily pose a risk of violence to others or themselves. There is an opportunity with the opening of the CFJC to significantly add capacity for a larger respite center that would meet a current need. Although King County has done a

remarkable job over the last several years to drastically reduce the use of secure detention, the data reveals that there remains a gap in options for judges when a youth presents with issues that may make it imprudent for him/her to be out in the community, yet they do not pose a risk of danger requiring secure confinement. Examples are youth held in detention while they await an inpatient treatment bed, or youth held in detention for probation warrants or as sanctions for a violating the conditions of supervision. While the vast majority of youth currently in detention are youth who pose a danger to themselves or the community, there appears based on the data to be some youth who spend time in secure detention when an expanded FIRS respite center could meet our needs of providing a safe, holistic, supported environment for youth that is non-secure while also providing necessary supervision and interventions to keep our communities safer.

Accordingly, it is recommended that juvenile justice stakeholders and county leaders explore an expansion of the FIRS *respite center* after relocation to the CFJC to serve as an alternative to secure detention in the new facility. This has the potential of further reducing our already small juvenile detention population and getting us closer to our stated aspiration of zero youth detention.

## King County Juvenile Justice Statistics Comparison of 2016 to 2017

### Referrals by Gender

Gender	2016		2017		Difference	
	Number	Percentage	Number	Percentage	Number	Percentage
Female	1,109	30%	1,035	29.2%	-74	-6.7%
Male	2,579	70%	2,509	70.8%	-70	-2.7%
<b>Total</b>	<b>3,688</b>	<b>100%</b>	<b>3,544</b>	<b>100.0%</b>	<b>-144</b>	<b>-3.9%</b>

### Referrals by Race/Ethnicity

Race/Ethnicity	2016		2017		Difference	
	Number	Percentage	Number	Percentage	Number	Percentage
African American	1,498	40.6%	1,348	38.0%	-150	-10.0%
Asian/Pacific Islander	297	8.1%	285	8.0%	-12	-4.0%
Caucasian	1,211	32.8%	1,191	33.6%	-20	-1.7%
Hispanic	507	13.7%	604	17.0%	97	19.1%
Native American	138	3.7%	88	2.5%	-50	-36.2%
Other/Unknown	37	1.0%	28	0.8%	-9	-24.3%
<b>Total</b>	<b>3,688</b>	<b>100.0%</b>	<b>3,544</b>	<b>100.0%</b>	<b>-144</b>	<b>-3.9%</b>

### Filings by Gender

Gender	2016		2017		Difference	
	Number	Percentage	Number	Percentage	Number	Percentage
Female	300	24.1%	259	20.3%	-41	-13.7%
Male	944	75.9%	1,019	79.7%	75	7.9%
<b>Total</b>	<b>1,244</b>	<b>100.0%</b>	<b>1,278</b>	<b>100.0%</b>	<b>34</b>	<b>2.7%</b>

### Filings by Race/Ethnicity

Race/Ethnicity	2016		2017		Difference	
	Number	Percentage	Number	Percentage	Number	Percentage
African American	638	51.3%	571	44.7%	-67	-10.5%
Asian/Pacific Islander	105	8.4%	119	9.3%	14	13.3%
Caucasian	246	19.8%	281	22.0%	35	14.2%
Hispanic	185	14.9%	258	20.2%	73	39.5%
Native American	65	5.2%	49	3.8%	-16	-24.6%
Other/Unknown	5	0.4%	0	0.0%	-5	-100.0%
<b>Total</b>	<b>1,244</b>	<b>100.0%</b>	<b>1,278</b>	<b>100.0%</b>	<b>34</b>	<b>2.7%</b>

## King County Juvenile Justice Statistics Comparison of 2016 to 2017

### Referrals by Most Serious Offense Level

Offense Level	Calendar Year		Difference	
	2016	2017	Number	Percentage
Felony	1,107	1,154	47	4.2%
Gross Misd/Misdemeanor	2,562	2,379	-183	-7.1%
Other Violation	19	11	-8	-42.1%
<b>Total</b>	<b>3,688</b>	<b>3,544</b>	<b>-144</b>	<b>-3.9%</b>

### Referrals by Offense Type

Offense Type	Calendar Year		Difference	
	2016	2017	Number	Percentage
Domestic Violence	500	570	70	14.0%
Drug/Alcohol	322	295	-27	-8.4%
Other	366	382	16	4.4%
Person	781	785	4	0.5%
Property	1,493	1,232	-261	-17.5%
Sex	224	277	53	23.7%
Unknown	2	3	1	100.0%
<b>Total</b>	<b>3,688</b>	<b>3,544</b>	<b>-144</b>	<b>-3.9%</b>

### Filings by Most Serious Offense Level

Offense Level	Calendar Year		Difference	
	2016	2017	Number	Percentage
Felony	677	762	85	12.6%
Gross Misd/Misdemeanor	562	516	-46	-8.2%
Other Violation	5	0	-5	-100.0%
<b>Total</b>	<b>1,244</b>	<b>1,278</b>	<b>34</b>	<b>2.7%</b>

### Filings by Offense Type

Offense Type	Calendar Year		Difference	
	2016	2017	Number	Percentage
Domestic Violence	82	70	-12	-14.6%
Drug/Alcohol	61	66	5	8.2%
Other	142	180	38	26.8%
Person	387	409	22	5.7%
Property	527	510	-17	-3.2%
Sex	43	38	-5	-11.6%
Unknown	2	5	3	150.0%
<b>Total</b>	<b>1,244</b>	<b>1,278</b>	<b>34</b>	<b>2.7%</b>



**Referrals by "OTHER" Offense Type**  
**Top Ten Referrals with Largest Numeric Increase Between Time Periods**

Offense	2016	2017	Difference	
			Number	Percentage
VUFA 2-FIREARM	41	58	17	41.5%
VIO OF PROT ORDER	10	25	15	150.0%
WEAPON AT SCHOOL	36	41	5	13.9%
WEAPON-DISPLAY	4	9	5	125.0%
RESISTING ARREST	1	6	5	500.0%
ELUD PURS POLICE VEH	4	8	4	100.0%
ESCAPE 1	4	8	4	100.0%
VUFA 1-FIREARM-PRIOR	11	14	3	27.3%
FIREARM-THEFT	1	4	3	300.0%
CRUELTY ANIMALS 1 (AFT 7/04)	0	3	3	und
<i>Subtotal</i>	<i>112</i>	<i>176</i>	<i>64</i>	<i>57.1%</i>
All Other Offenses	254	206	-48	-18.9%
<b>Total</b>	<b>366</b>	<b>382</b>	<b>16</b>	<b>4.4%</b>

There was a 36% increase in referrals of Violation of Uniform Firearm Act\* between 2016 and 2017. Multiple youth were arrested during the summer of 2017.



\*Includes all VUFA and VUFA-ATT referrals

## King County Juvenile Justice Statistics Comparison of 2016 to 2017 through

### School-Related Referrals\*

Race/Ethnicity	Calendar Year		Difference	
	2016	2017	Number	Percentage
African American	157	77	-80	-51.0%
Asian/Pacific Islander	35	30	-5	-14.3%
Caucasian	132	111	-21	-15.9%
Hispanic	63	72	9	14.3%
Native American	13	13	0	0.0%
Other/Unknown	3	1	-2	-66.7%
<b>Total</b>	<b>403</b>	<b>304</b>	<b>-99</b>	<b>-24.6%</b>

### School-Related Referrals by Offense Type

Offense Type	Calendar Year		Difference	
	2016	2017	Number	Percentage
Domestic Violence	3	5	2	67%
Drug/Alcohol	85	47	-38	-44.7%
Other	65	67	2	3.1%
Person	144	116	-28	-19.4%
Property	103	58	-45	-43.7%
Sex	3	11	8	266.7%
Unknown	0	0	0	und.
<b>Total</b>	<b>403</b>	<b>304</b>	<b>-99</b>	<b>-24.6%</b>

### Diversion Referrals by Race/Ethnicity

Race/Ethnicity	Calendar Year		Percentage	
	2016	2017	2016	2017
African American	460	393	32.0%	30.6%
Asian/Pacific Islander	139	103	9.7%	8.0%
Caucasian	572	563	39.7%	43.8%
Hispanic	214	196	14.9%	15.3%
Native American	39	30	2.7%	2.3%
Other/Unknown	15	0	1.0%	0.0%
<b>Total</b>	<b>1,439</b>	<b>1,285</b>	<b>100.0%</b>	<b>100.0%</b>

\*The incident occurred on school property or at a school sanctioned event, or if the report was initiated by a school official.

## King County Juvenile Justice Statistics Comparison of 2016 to 2017

### Alternatives to Secure Detention (ASD)

Measure	Calendar Year		Difference	
	2016	2017	Number	Percentage
Admissions	373	319	-54	-14.5%
Average Length of Stay	23.20	26.94	3.74	16.1%
Average Daily Population	22.9	22.5	-0.4	-1.7%

### ASD Average Daily Population by Gender

Gender	2016		2017	
	Number	Percentage	Number	Percentage
Female	5.4	23.8%	3.2	14.2%
Male	17.5	76.2%	19.3	85.8%
<b>Total</b>	22.9	100.0%	22.5	100.0%

### ASD Average Daily Population by Race/Ethnicity

Race/Ethnicity	2016		2017	
	Number	Percentage	Number	Percentage
African American	10.9	47.6%	9.8	43.6%
Asian/Pacific Islander	2.2	9.5%	3.4	15.3%
Caucasian	4.0	17.6%	3.8	17.0%
Hispanic	4.7	20.7%	4.9	21.9%
Native American	1.1	4.6%	0.5	2.1%
Other/Unknown	0.0	0.0%	0.0	0.0%
<b>Total</b>	22.9	100.0%	22.5	100.0%

## King County Juvenile Justice Statistics Comparison of 2016 to 2017

### Secure Detention

Measure	Calendar Year		Difference	
	2016	2017	Number	Percentage
Admissions	1,444	1,367	-77	-5.3%
Average Length of Stay	14.65	14.03	-0.6	-4.2%
Average Daily Population	51.0	49.9	-1.1	-2.2%

### Secure Detention Average Daily Population by Gender

Gender	2016		2017	
	Number	Percentage	Number	Percentage
Female	8.6	16.9%	8.4	16.8%
Male	42.4	83.1%	41.5	83.2%
<b>Total</b>	<b>51.0</b>	<b>100.0%</b>	<b>49.9</b>	<b>100.0%</b>

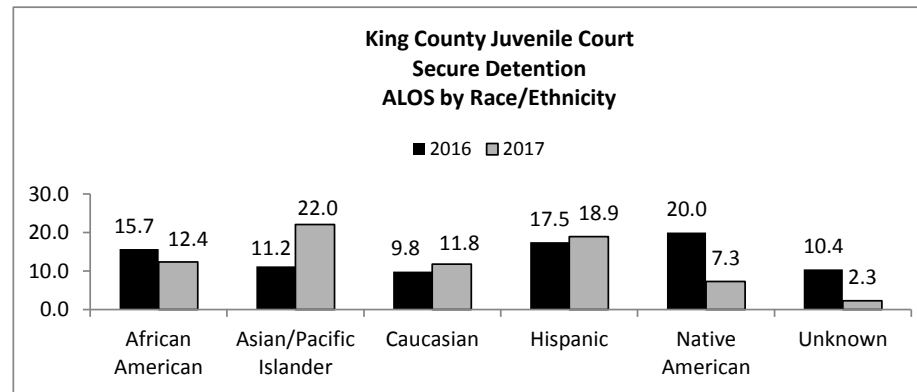
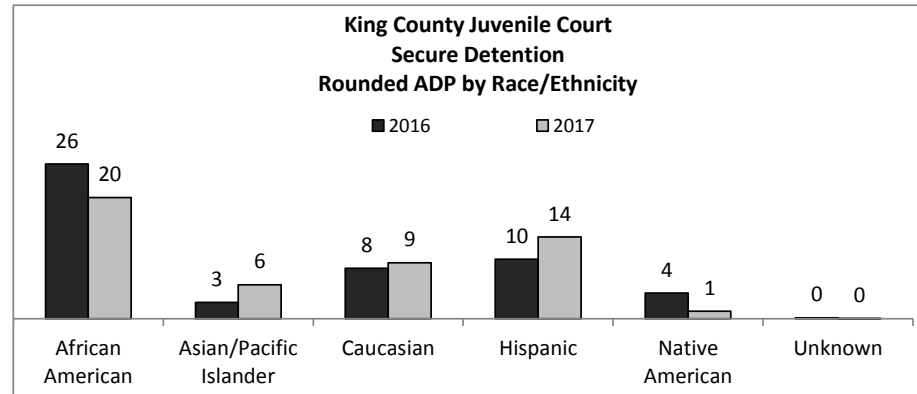
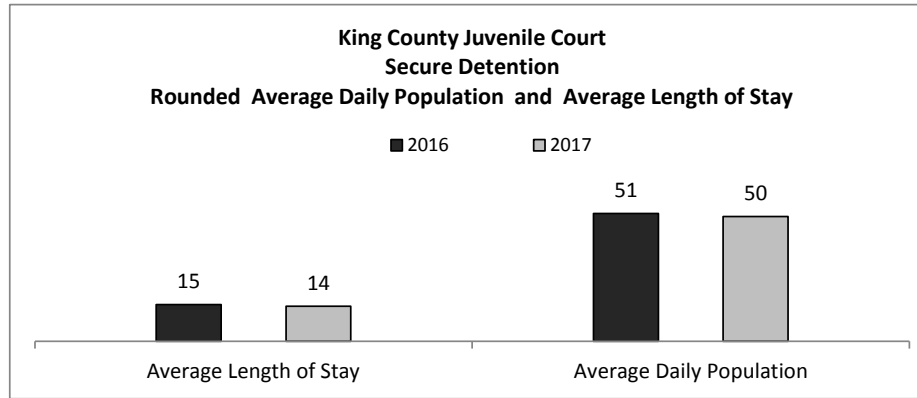
### Secure Detention Average Daily Population by Race/Ethnicity

Race/Ethnicity	2016		2017	
	Number	Percentage	Number	Percentage
African American	25.7	50.3%	20.1	40.3%
Asian/Pacific Islander	2.7	5.3%	5.6	11.3%
Caucasian	8.4	16.4%	9.3	18.6%
Hispanic	9.9	19.3%	13.6	27.2%
Native American	4.3	8.3%	1.2	2.5%
Other/Unknown	0.1	0.3%	0.0	0.0%
<b>Total</b>	<b>51.0</b>	<b>100.0%</b>	<b>49.9</b>	<b>100.0%</b>

## King County Population Youth Ages 10 to 17

Race/Ethnicity	2010		2016	
	Number	Percentage	Number	Percentage
African American	17,376	9.7%	19,371	10.3%
Asian/Pacific Islander	30,198	16.8%	36,736	19.5%
Caucasian	107,570	59.7%	102,966	54.7%
Hispanic	22,954	12.7%	27,489	14.6%
Native American	1,956	1.1%	1,611	0.9%
Other/Unknown	0	0.0%	0	0.0%
<b>Total</b>	<b>180,054</b>	<b>100.0%</b>	<b>188,173</b>	<b>100.0%</b>

Note: 2010 and 2016 updated figures are from National Center for Health Statistics Bridged-race estimates of the July 1, 2010 - July 1, 2016, U.S. resident population by county, single-year of age, sex, race and Hispanic origin. [2010 and 2016 Released Sept 28, 2017]



Prepared by: Elizabeth Haumann Ford, M.A., Criminal Justice Research and Evaluation Analyst  
King County Office of Performance, Strategy and Budget

## King County Secure Juvenile Detention Comparison of 2016 and 2017

	Admissions				Average Length of Stay				Average Daily Population			
	Year		Difference		Year		Difference		Year		Difference	
	2016	2017	#	%	2016	2017	#	%	2016	2017	#	%
Person Crimes - Felony <sup>1</sup>	298	312	14	4.7%	30.19	24.44	-5.75	-19.0%	21.7	18.9	-2.8	-13.0%
Person Crimes - Misdemeanor <sup>1,3</sup>	184	98	-86	-46.7%	5.53	6.90	1.37	24.8%	2.7	1.8	-0.9	-33.1%
Property Crimes - Felony <sup>1,4</sup>	166	202	36	21.7%	14.29	13.18	-1.11	-7.8%	5.9	7.2	1.3	23.0%
Property Crimes - Misdemeanor <sup>1,5</sup>	67	67	0	0.0%	7.38	10.42	3.04	41.2%	1.2	1.9	0.8	65.1%
Drugs/Alcohol Crimes - Felony <sup>1</sup>	13	18	5	38.5%	19.63	17.87	-1.76	-8.9%	0.6	0.8	0.3	49.6%
Drugs/Alcohol Crimes - Misdemeanor <sup>1,6</sup>	5	6	1	20.0%	5.91	3.40	-2.51	-42.5%	0.1	0.1	0.0	-30.8%
BECCA Contempts/Dependency <sup>1</sup>	134	134	0	0.0%	3.07	2.96	-0.11	-3.6%	1.1	1.1	0.0	-2.8%
Other (JRA, Contracts, Dist./Muni. Court) <sup>1</sup>	86	107	21	24.4%	5.83	4.31	-1.52	-26.0%	1.2	1.3	0.1	4.5%
Offender Warrants <sup>1</sup>	181	157	-24	-13.3%	15.83	15.17	-0.66	-4.1%	6.6	6.6	0.0	-0.6%
Offender Probation Violations <sup>1,7,9</sup>	273	227	-46	-16.8%	11.79	12.09	0.30	2.6%	8.5	7.6	-1.0	-11.2%
Court Ordered Detention at Sentencing <sup>1</sup>	13	7	-6	-46.2%	25.10	5.18	-19.91	-79.3%	0.9	0.1	-0.8	-89.1%
Drug Court <sup>1,10</sup>	24	12	-12	-50.0%	12.21	5.50	-6.71	-55.0%	0.6	0.1	-0.5	-84.8%
Adult Hold <sup>1,11</sup>	0	20	20		0.00	46.11	46.11		0.0	2.5	2.5	
<b>Total</b>	<b>1,444</b>	<b>1,367</b>	<b>-77</b>	<b>-5.3%</b>	<b>14.65</b>	<b>14.03</b>	<b>-0.62</b>	<b>-4.2%</b>	<b>51.0</b>	<b>49.9</b>	<b>-1.1</b>	<b>-2.2%</b>

<sup>1</sup>JDAI Categories correspond to the category of the youth at the time of admission to detention.

<sup>3</sup>Person Crimes - Misdemeanor includes violations, etc.

<sup>4</sup>Property Crimes - Felony includes both property and other offenses.

<sup>5</sup>Property Crimes - Misdemeanor includes both property and other offenses, as well as violations, etc.

<sup>6</sup>Drugs/Alcohol Crimes - Misdemeanor includes violations, etc.

<sup>7</sup>Offender Probation Violations includes both offender probation violation warrants and offender probation violation sentences.

<sup>8</sup>ALOS is calculated from the time of admission to the time of release or the end of the reporting period.

<sup>9</sup>Includes Deferred status.

<sup>10</sup>Drug Court - includes detention related to drug court hearings and sanctions for youth who have opted into the program.

<sup>11</sup>Adult Hold - may include both sentenced and nonsentenced auto or discretionary declined youth. Average length of stay for this group is reflective of the time they spent in Juvenile Detention and does not include time they might have been held elsewhere.

**CY 2016\*****Pre-sentenced Bookings into Secure Detention\*\***

<b>Booking Offense x Final Disposition**</b>	<b>Count of Booking Number</b>
<b>ALCOHOL OFFENSE</b>	<b>2</b>
DISMISSED WITH PREJUDICE	1
SOC REVOKED	1
<b>ARSON 1</b>	<b>3</b>
DEF ADJUD/DISPO DISMISSAL	3
<b>ARSON 2</b>	<b>2</b>
DEF ADJUD/DISPO DISMISSAL	1
DISMISSED W/O PREJUDICE	1
<b>ASSAULT 1</b>	<b>7</b>
AUTO ADULT JURISDICTION	3
DEF ADJUD/DISPO DISMISSAL	1
FIRS Agreement	1
PLEAD GUILTY	2
<b>ASSAULT 1 - DV</b>	<b>1</b>
FIRS Agreement	1
<b>ASSAULT 1 - FA</b>	<b>1</b>
AUTO ADULT JURISDICTION	1
<b>ASSAULT 2</b>	<b>12</b>
DEF ADJUD/DISPO DISMISSAL	5
DEFERRED DISPOSITION	2
DISMISSED WITH PREJUDICE	1
FOUND GUILTY	1
INSUFFICIENT	1
PLEAD GUILTY	2
<b>ASSAULT 2 - DV</b>	<b>15</b>
DEF ADJUD/DISPO DISMISSAL	3
DEFERRED DISPOSITION	1
DISMISSED WITH PREJUDICE	1
DIVERSION COMPLETED	1
FIRS Agreement	4
INSUFFICIENT	2
PLEAD GUILTY	3
<b>ASSAULT 3</b>	<b>26</b>
DEF ADJUD/DISPO DISMISSAL	5
DEFERRED DISPOSITION	1
DISMISSED W/O PREJUDICE	2
DISMISSED WITH PREJUDICE	4
DIVERSION COMPLETED	1
INSUFFICIENT	2
PLEAD GUILTY	8
RET TO POLICE, FOLLOWUP REQD	1
SUFFICIENT; diversion referrals	2
<b>ASSAULT 4</b>	<b>28</b>

	1
DEF ADJUDICATION REVOKED	2
DISMISSED W/O PREJUDICE	5
DISMISSED WITH PREJUDICE	5
DIVERSION COMPLETED	1
FIRS Agreement	2
FOUND GUILTY	1
PLEAD GUILTY	10
Saturday Seminar Completed	1
<b>ASSAULT 4 - DV</b>	<b>145</b>
	2
CONSOLIDATED	1
DEF ADJUD/DISPO DISMISSAL	6
DEF ADJUDICATION REVOKED	2
DEFERRED DISPOSITION	1
DISMISSED W/O PREJUDICE	4
DISMISSED WITH PREJUDICE	15
DIVERSION COMPLETED	8
FIRS Agreement	83
FOUND GUILTY	1
INSUFFICIENT	5
PLEAD GUILTY	15
RET TO POLICE, FOLLOWUP REQD	1
SUFFICIENT; diversion referrals	1
<b>AT RISK-CONTEMPT</b>	<b>1</b>
	1
<b>BOMB THREATS</b>	<b>1</b>
Saturday Seminar Completed	1
<b>BURGLARY 1</b>	<b>3</b>
	1
DEF ADJUD/DISPO DISMISSAL	1
INSUFFICIENT	1
<b>BURGLARY 2</b>	<b>4</b>
	1
DEFERRED DISPOSITION	1
INSUFFICIENT	1
PLEAD GUILTY	1
<b>BURGLARY-RES-ATT</b>	<b>2</b>
DEFERRED DISPOSITION	1
PLEAD GUILTY	1
<b>BURGLARY-RESIDENTIAL</b>	<b>18</b>
DEF ADJUD/DISPO DISMISSAL	2
DEF ADJUDICATION REVOKED	4
DISMISSED WITH PREJUDICE	3
INSUFFICIENT	2
PLEAD GUILTY	6
RET TO POLICE, FOLLOWUP REQD	1



<b>CRIMINAL TRESPASS 1</b>	<b>3</b>
DISMISSED W/O PREJUDICE	1
DISMISSED WITH PREJUDICE	2
<b>CRIMINAL TRESPASS 2</b>	<b>1</b>
INSUFFICIENT	1
<b>DISRUPT SCHOOL ACTIV</b>	<b>1</b>
DEF ADJUD/DISPO DISMISSAL	1
<b>DRIVE BY SHOOTING</b>	<b>3</b>
AUTO ADULT JURISDICTION	1
INSUFFICIENT	1
RET TO POLICE, FOLLOWUP REQD	1
<b>DWLS 2</b>	<b>1</b>
INSUFFICIENT	1
<b>ELUD PURS POLICE VEH</b>	<b>1</b>
PLEAD GUILTY	1
<b>ESCAPE 2</b>	<b>1</b>
DISMISSED WITH PREJUDICE	1
<b>FALSE REPORTING</b>	<b>1</b>
DISMISSED WITH PREJUDICE	1
<b>FALSE STATEMENT</b>	<b>2</b>
	1
DISMISSED WITH PREJUDICE	1
<b>FIREARM-POSS STOLEN</b>	<b>6</b>
DEF ADJUD/DISPO DISMISSAL	3
PLEAD GUILTY	3
<b>FORGERY</b>	<b>1</b>
DEF ADJUD/DISPO DISMISSAL	1
<b>HARASSMENT</b>	<b>2</b>
DISMISSED WITH PREJUDICE	1
PLEAD GUILTY	1
<b>HARASSMENT - DV</b>	<b>3</b>
	1
FIRS Agreement	1
PLEAD GUILTY	1
<b>HARASSMENT - FELONY</b>	<b>14</b>
DEF ADJUD/DISPO DISMISSAL	2
DEF ADJUDICATION REVOKED	1
DISMISSED After Saturday Seminar Completed	1
DISMISSED W/O PREJUDICE	1
DISMISSED WITH PREJUDICE	4
FIRS Agreement	1
INSUFFICIENT	2
PLEAD GUILTY	2
<b>HARASSMENT-DV-FELONY</b>	<b>17</b>
DEF ADJUD/DISPO DISMISSAL	1
DEFERRED DISPOSITION	1
DISMISSED W/O PREJUDICE	1

DISMISSED WITH PREJUDICE	2
FIRS Agreement	8
FOUND GUILTY	1
PLEAD GUILTY	2
SUFFICIENT; diversion referrals	1
<b>INDECENT LIBERTIES</b>	<b>2</b>
INSUFFICIENT	1
PLEAD GUILTY	1
<b>INT. SCHOOL OFFICIAL</b>	<b>1</b>
PLEAD GUILTY	1
<b>INTERSTATE COMPACT</b>	<b>2</b>
	2
<b>KIDNAP 1</b>	<b>3</b>
INSUFFICIENT	1
PLEAD GUILTY	2
<b>MAL MISCHIEF 2</b>	<b>2</b>
DISMISSED W/O PREJUDICE	1
FIRS Agreement	1
<b>MAL MISCHIEF 2-DV</b>	<b>1</b>
DISMISSED WITH PREJUDICE	1
<b>MAL MISCHIEF 3D</b>	<b>1</b>
PLEAD GUILTY	1
<b>MAL MISCHIEF 3D-DV</b>	<b>7</b>
DISMISSED WITH PREJUDICE	2
FIRS Agreement	4
PLEAD GUILTY	1
<b>MALICIOUS HARASS</b>	<b>2</b>
DEF ADJUDICATION REVOKED	1
PLEAD GUILTY	1
<b>MOTOR VEH - THEFT</b>	<b>20</b>
	1
DEF ADJUD/DISPO DISMISSAL	2
DEF ADJUDICATION REVOKED	3
DEFERRED DISPOSITION	2
DISMISSED W/O PREJUDICE	1
DISMISSED WITH PREJUDICE	1
FOUND GUILTY	1
INSUFFICIENT	2
MORE INFO NEEDED	1
PLEAD GUILTY	3
RET TO POLICE, FOLLOWUP REQD	3
<b>MOTOR VEH - THEFT - ATT</b>	<b>1</b>
	1
<b>MURDER 1</b>	<b>5</b>
AUTO ADULT JURISDICTION	4
DECLINED	1
<b>MURDER 1 - FA</b>	<b>2</b>

AUTO ADULT JURISDICTION	2
<b>MURDER 2</b>	<b>3</b>
AUTO ADULT JURISDICTION	2
DECLINED	1
<b>OBSTRUCT PUBLIC SERVANT</b>	<b>6</b>
	1
DISMISSED WITH PREJUDICE	3
PLEAD GUILTY	1
RET TO POLICE, FOLLOWUP REQD	1
<b>Organized Retail Theft 2</b>	<b>3</b>
FOUND GUILTY	1
INSUFFICIENT	1
PLEAD GUILTY	1
<b>OTHER "D"</b>	<b>1</b>
DISMISSED WITH PREJUDICE	1
<b>POSS STOL VEHICLE</b>	<b>39</b>
	1
AUTO ADULT JURISDICTION	2
CONSOLIDATED	1
DEF ADJUD/DISPO DISMISSAL	2
DEF ADJUDICATION REVOKED	5
DEFERRED DISPOSITION	2
DISMISSED WITH PREJUDICE	5
FOUND GUILTY	1
INSUFFICIENT	10
PLEAD GUILTY	7
RET TO POLICE, FOLLOWUP REQD	3
<b>POSS STOLEN PROP 1</b>	<b>3</b>
	2
RET TO POLICE, FOLLOWUP REQD	1
<b>POSS STOLEN PROP 2</b>	<b>2</b>
DISMISSED WITH PREJUDICE	1
FOUND GUILTY	1
<b>PROSTITUTION</b>	<b>2</b>
INSUFFICIENT	2
<b>RAPE 2</b>	<b>3</b>
FOUND GUILTY	1
INSUFFICIENT	2
<b>RAPE 3</b>	<b>3</b>
DEF ADJUD/DISPO DISMISSAL	1
DISMISSED WITH PREJUDICE	1
PLEAD GUILTY	1
<b>RAPE OF CHILD 2 (AFTER 7/98)</b>	<b>1</b>
PLEAD GUILTY	1
<b>RECKLESS BURNING 2</b>	<b>1</b>
PLEAD GUILTY	1
<b>RECKLESS ENDANGER</b>	<b>1</b>

DEF ADJUD/DISPO DISMISSAL	1
<b>RECKLESS ENDANGER 1</b>	<b>1</b>
DEFERRED DISPOSITION	1
<b>ROBBERY 1</b>	<b>39</b>
	1
AUTO ADULT JURISDICTION	3
CONSOLIDATED	2
DEF ADJUD/DISPO DISMISSAL	6
DEF ADJUDICATION REVOKED	1
DEFERRED DISPOSITION	1
DISMISSED W/O PREJUDICE	2
FOUND GUILTY	1
INSUFFICIENT	6
NOT GUILTY	1
PLEAD GUILTY	10
RET TO POLICE, FOLLOWUP REQD	3
Saturday Seminar Completed	1
SUFFICIENT; diversion referrals	1
<b>ROBBERY 1 - FA</b>	<b>6</b>
AUTO ADULT JURISDICTION	1
CONSOLIDATED	2
INSUFFICIENT	2
PLEAD GUILTY	1
<b>ROBBERY 1 - ATT</b>	<b>3</b>
CONSOLIDATED	1
DEFERRED DISPOSITION	1
PLEAD GUILTY	1
<b>ROBBERY 1 - ATT - FA</b>	<b>1</b>
DEF ADJUDICATION REVOKED	1
<b>ROBBERY 2</b>	<b>27</b>
DEF ADJUD/DISPO DISMISSAL	5
DEF ADJUDICATION REVOKED	3
DEFERRED DISPOSITION	4
DISMISSED After Saturday Seminar Completed	1
DISMISSED W/O PREJUDICE	1
DISMISSED WITH PREJUDICE	2
DIVERSION COMPLETED	1
PLEAD GUILTY	10
<b>ROBBERY 2 - ATT</b>	<b>2</b>
FOUND GUILTY	1
PLEAD GUILTY	1
<b>THEFT 1</b>	<b>2</b>
DISMISSED W/O PREJUDICE	1
FIRS Agreement	1
<b>THEFT 2</b>	<b>3</b>
	1
PLEAD GUILTY	2

<b>THEFT 3</b>	<b>20</b>
	2
DISMISSED W/O PREJUDICE	2
DISMISSED WITH PREJUDICE	8
INSUFFICIENT	1
PLEAD GUILTY	7
<b>TMV 1</b>	<b>1</b>
RET TO POLICE, FOLLOWUP REQD	1
<b>TMV 2</b>	<b>8</b>
DEF ADJUDICATION REVOKED	1
DEFERRED DISPOSITION	1
PLEAD GUILTY	4
RET TO POLICE, FOLLOWUP REQD	2
<b>UNLAWFUL IMPRISON</b>	<b>3</b>
DEF ADJUD/DISPO DISMISSAL	1
DISMISSED W/O PREJUDICE	1
FIRS Agreement	1
<b>VEHICLE PROWL 2</b>	<b>1</b>
DISMISSED WITH PREJUDICE	1
<b>VEHICULAR ASSAULT</b>	<b>1</b>
PLEAD GUILTY	1
<b>VIO OF PROT ORDER</b>	<b>2</b>
PLEAD GUILTY	1
RET TO POLICE, FOLLOWUP REQD	1
<b>VIOLATE ANTI-HARASS ORDER</b>	<b>1</b>
DISMISSED WITH PREJUDICE	1
<b>VIOLATE PROT ORDER-FELONY</b>	<b>1</b>
PLEAD GUILTY	1
<b>VUCSA/MJ POSS LT 40G</b>	<b>2</b>
DISMISSED WITH PREJUDICE	1
RET TO POLICE, FOLLOWUP REQD	1
<b>VUCSA/NARC POSS</b>	<b>4</b>
DISMISSED WITH PREJUDICE	3
FIRS Agreement	1
<b>VUCSA/NARC W/INTENT</b>	<b>8</b>
	1
DISMISSED After Saturday Seminar Completed	1
DISMISSED W/O PREJUDICE	2
DISMISSED WITH PREJUDICE	1
PLEAD GUILTY	3
<b>VUCSA/NON-NARC W/INT</b>	<b>1</b>
DISMISSED WITH PREJUDICE	1
<b>VUCSA/POSS DRUG PAR</b>	<b>1</b>
DISMISSED WITH PREJUDICE	1
<b>VUFA 2 - ATT</b>	<b>3</b>
DISMISSED W/O PREJUDICE	1
PLEAD GUILTY	2

<b>VUFA 2-FIREARM</b>	<b>20</b>
	1
AUTO ADULT JURISDICTION	1
DEF ADJUD/DISPO DISMISSAL	3
DEF ADJUDICATION REVOKED	1
DEFERRED DISPOSITION	1
INSUFFICIENT	2
PLEAD GUILTY	11
<b>WARRANT - MUNI COURT</b>	<b>1</b>
	1
<b>WARRANT (OJ)</b>	<b>4</b>
	4
<b>WEAPON AT SCHOOL</b>	<b>2</b>
DISMISSED After Saturday Seminar Completed	1
DISMISSED WITH PREJUDICE	1
<b>WEAPON-DISPLAY</b>	<b>2</b>
DISMISSED WITH PREJUDICE	1
PLEAD GUILTY	1
<b>(blank)</b>	
(blank)	
<b>Grand Total</b>	<b>615</b>

\*2016 was prior to revision of Detention Intake Criteria

\*\*excludes JRA dispositons

**2017 Presentenced Bookings\***  
**Booking Offense x Case or Referral Disposition**

<b>Booking Offense x Case Disposition</b>	<b>Count of Bookings</b>
<b>ALCOHOL OFFENSE</b>	<b>4</b>
	2
DISMISSED WITH PREJUDICE	1
PLEAD GUILTY	1
<b>ARSON 1</b>	<b>2</b>
	2
<b>ARSON 2</b>	<b>2</b>
INSUFFICIENT	1
PLEAD GUILTY	1
<b>ASSAULT 1</b>	<b>12</b>
	3
AUTO ADULT JURISDICTION	4
DEFERRED DISPOSITION	2
DISMISSED After Saturday Seminar Completed	1
MORE INFO NEEDED	1
PLEAD GUILTY	1
<b>ASSAULT 1 - DV</b>	<b>3</b>
	1
DEFERRED DISPOSITION	2
<b>ASSAULT 1 - FA</b>	<b>1</b>
	1
<b>ASSAULT 2</b>	<b>26</b>
	3
DEF ADJUD/DISPO DISMISSAL	1
DEF ADJUDICATION REVOKED	1
DEFERRED DISPOSITION	8
DISMISSED WITH PREJUDICE	4
FOUND GUILTY	1
PLEAD GUILTY	5
RET TO POLICE, FOLLOWUP REQD	2
SUFFICIENT	1
<b>ASSAULT 2 - DV</b>	<b>17</b>
	1
DEF ADJUDICATION REVOKED	1
DISMISSED WITH PREJUDICE	2
FIRS Agreement	6
INSUFFICIENT	1
PLEAD GUILTY	6
<b>ASSAULT 2 - FA</b>	<b>1</b>
RET TO POLICE, FOLLOWUP REQD	1
<b>ASSAULT 3</b>	<b>32</b>

Booking Offense x Case Disposition	Count of Bookings
	2
DEF ADJUD/DISPO DISMISSAL	1
DEFERRED DISPOSITION	4
DISMISSED WITH PREJUDICE	4
DISPOSITION INFO ONLY	1
FIRS Agreement	1
INSUFFICIENT	3
MORE INFO NEEDED	1
PLEAD GUILTY	12
SUFFICIENT	3
<b>ASSAULT 3 - ATT</b>	<b>1</b>
DISMISSED WITH PREJUDICE	1
<b>ASSAULT 3 - DV</b>	<b>1</b>
DISMISSED WITH PREJUDICE	1
<b>ASSAULT 4</b>	<b>16</b>
	2
DISMISSED W/O PREJUDICE	2
DISMISSED WITH PREJUDICE	3
INSUFFICIENT	2
PLEAD GUILTY	5
SUFFICIENT	2
<b>ASSAULT 4 - DV</b>	<b>68</b>
	2
DEFERRED DISPOSITION	3
DISMISSED W/O PREJUDICE	3
DISMISSED WITH PREJUDICE	5
DISPOSITION INFO ONLY	1
DIVERSION COMPLETED	13
FIRS Agreement	15
INSUFFICIENT	11
MORE INFO NEEDED	2
NOT GUILTY	1
PLEAD GUILTY	8
SUFFICIENT	4
<b>ASSAULT 4 - SM</b>	<b>1</b>
PLEAD GUILTY	1
<b>BOMB THREATS</b>	<b>2</b>
	1
SUFFICIENT	1
<b>BURGLARY 1</b>	<b>6</b>
	2
DEF ADJUD/DISPO DISMISSAL	1
DIVERSION COMPLETED	1
INSUFFICIENT	1
SUFFICIENT	1
<b>BURGLARY 2</b>	<b>3</b>



<b>Booking Offense x Case Disposition</b>	<b>Count of Bookings</b>
DISMISSED W/O PREJUDICE	3
<b>BURGLARY 2 - ATT</b>	<b>1</b>
	1
<b>BURGLARY-RES-ATT</b>	<b>1</b>
PLEAD GUILTY	1
<b>BURGLARY-RES-DV</b>	<b>1</b>
PLEAD GUILTY	1
<b>BURGLARY-RESIDENTIAL</b>	<b>21</b>
	5
DEFERRED DISPOSITION	7
DISMISSED W/O PREJUDICE	2
DISMISSED WITH PREJUDICE	2
PLEAD GUILTY	4
RET TO POLICE, FOLLOWUP REQD	1
<b>CHILD MOLEST 1-7/97</b>	<b>2</b>
DEFERRED DISPOSITION	1
INSUFFICIENT	1
<b>CHILD MOLEST 2</b>	<b>1</b>
PLEAD GUILTY	1
<b>CRIMINAL TRESPASS 1</b>	<b>5</b>
DISMISSED WITH PREJUDICE	2
PLEAD GUILTY	3
<b>CRIMINAL TRESPASS 2</b>	<b>2</b>
DISMISSED WITH PREJUDICE	1
PLEAD GUILTY	1
<b>CRUELTY ANIMALS 1 (AFT 7/04)</b>	<b>1</b>
PLEAD GUILTY	1
<b>DISORDERLY CONDUCT</b>	<b>1</b>
	1
<b>DRIVE BY SHOOTING</b>	<b>8</b>
	2
AUTO ADULT JURISDICTION	1
DEFERRED DISPOSITION	1
INSUFFICIENT	3
RET TO POLICE, FOLLOWUP REQD	1
<b>ELUD PURS POLICE VEH</b>	<b>4</b>
DEFERRED DISPOSITION	1
MORE INFO NEEDED	1
PLEAD GUILTY	1
SUFFICIENT	1
<b>ESCAPE 1</b>	<b>1</b>
PLEAD GUILTY	1
<b>ESCAPE 2</b>	<b>1</b>
PLEAD GUILTY	1
<b>FAIL REGISTER AS SEX OFFENDER</b>	<b>1</b>
PLEAD GUILTY	1

Booking Offense x Case Disposition	Count of Bookings
<b>FALSE REPORTING</b>	<b>1</b>
INSUFFICIENT	1
<b>FELONY HARRASSMENT - ATT</b>	<b>1</b>
RET TO POLICE, FOLLOWUP REQD	1
<b>FIREARM-POSS STOLEN</b>	<b>7</b>
DEFERRED DISPOSITION	4
PLEAD GUILTY	3
<b>FIREARM-THEFT</b>	<b>1</b>
DEFERRED DISPOSITION	1
<b>HARASSMENT</b>	<b>5</b>
DISMISSED After Saturday Seminar Completed	1
DISMISSED WITH PREJUDICE	1
MORE INFO NEEDED	1
PLEAD GUILTY	2
<b>HARASSMENT - DV</b>	<b>3</b>
DEFERRED DISPOSITION	1
PLEAD GUILTY	1
RET TO POLICE, FOLLOWUP REQD	1
<b>HARASSMENT - FELONY</b>	<b>17</b>
	1
DEFERRED DISPOSITION	1
DISMISSED W/O PREJUDICE	3
DISMISSED WITH PREJUDICE	1
DIVERSION COMPLETED	3
INSUFFICIENT	3
PLEAD GUILTY	5
<b>HARASSMENT-DV-FELONY</b>	<b>13</b>
	3
DEFERRED DISPOSITION	1
DISMISSED W/O PREJUDICE	1
FIRS Agreement	3
INSUFFICIENT	1
PLEAD GUILTY	3
Saturday Seminar Completed	1
<b>IDENTITY THEFT 2</b>	<b>1</b>
PLEAD GUILTY	1
<b>INTERSTATE COMPACT</b>	<b>2</b>
	2
<b>MAL MISCHIEF 2</b>	<b>1</b>
DISMISSED WITH PREJUDICE	1
<b>MAL MISCHIEF 2-DV</b>	<b>1</b>
PLEAD GUILTY	1
<b>MAL MISCHIEF 3D</b>	<b>4</b>
DISMISSED WITH PREJUDICE	2
PLEAD GUILTY	2
<b>MAL MISCHIEF 3D-DV</b>	<b>6</b>

Booking Offense x Case Disposition	Count of Bookings
	1
DEF ADJUDICATION REVOKED	1
DISMISSED WITH PREJUDICE	1
INSUFFICIENT	1
PLEAD GUILTY	2
<b>MALICIOUS HARASS</b>	<b>1</b>
DEFERRED DISPOSITION	1
<b>MANSLAUGHTER 1-RECKLESS</b>	<b>1</b>
AUTO ADULT JURISDICTION	1
<b>MOTOR VEH - THEFT</b>	<b>8</b>
DEFERRED DISPOSITION	1
INSUFFICIENT	2
MORE INFO NEEDED	1
PLEAD GUILTY	2
RET TO POLICE, FOLLOWUP REQD	2
<b>MOTOR VEH - TOOLS</b>	<b>2</b>
DISMISSED WITH PREJUDICE	1
PLEAD GUILTY	1
<b>MURDER 1</b>	<b>9</b>
	6
AUTO ADULT JURISDICTION	2
DECLINED	1
<b>MURDER 1 - FA</b>	<b>1</b>
	1
<b>MURDER 2</b>	<b>2</b>
DECLINED	1
PLEAD GUILTY	1
<b>OBSTRUCT PUBLIC SERVANT</b>	<b>3</b>
DIVERSION COMPLETED	1
PLEAD GUILTY	1
Saturday Seminar Completed	1
<b>OTHER</b>	<b>1</b>
INSUFFICIENT	1
<b>OTHER "D"-Disclosing Intimate Images</b>	<b>1</b>
PLEAD GUILTY	1
<b>POSS SEX EXPLICIT DEPICTIONS</b>	<b>1</b>
PLEAD GUILTY	1
<b>POSS STOL VEHICLE</b>	<b>65</b>
	8
DEF ADJUDICATION REVOKED	5
DEFERRED DISPOSITION	11
DISMISSED W/O PREJUDICE	2
DISMISSED WITH PREJUDICE	6
INSUFFICIENT	8
MORE INFO NEEDED	2
PLEAD GUILTY	16

Booking Offense x Case Disposition	Count of Bookings
RET TO POLICE, FOLLOWUP REQD	7
<b>POSS STOLEN PROP 1</b>	<b>4</b>
DEF ADJUD/DISPO DISMISSAL	1
DISMISSED W/O PREJUDICE	1
INSUFFICIENT	1
RET TO POLICE, FOLLOWUP REQD	1
<b>POSS STOLEN PROP 2</b>	<b>1</b>
DISMISSED WITH PREJUDICE	1
<b>POSS STOLEN PROP 3</b>	<b>1</b>
DEFERRED DISPOSITION	1
<b>RAPE 3</b>	<b>4</b>
	3
INSUFFICIENT	1
<b>RAPE OF CHILD 1</b>	<b>3</b>
	1
DEFERRED DISPOSITION	1
PLEAD GUILTY	1
<b>RAPE OF CHILD 1 - DV</b>	<b>2</b>
FILED ON	1
PLEAD GUILTY	1
<b>RAPE OF CHILD 2</b>	<b>1</b>
INSUFFICIENT	1
<b>ROBBERY 1</b>	<b>42</b>
	12
AUTO ADULT JURISDICTION	5
DEFERRED DISPOSITION	10
DISMISSED WITH PREJUDICE	3
DIVERSION COMPLETED	1
PLEAD GUILTY	11
<b>ROBBERY 1 - FA</b>	<b>4</b>
DEFERRED DISPOSITION	2
MORE INFO NEEDED	1
PLEAD GUILTY	1
<b>ROBBERY 1 - ATT</b>	<b>2</b>
DISMISSED W/O PREJUDICE	1
DISMISSED WITH PREJUDICE	1
<b>ROBBERY 2</b>	<b>44</b>
	5
AUTO ADULT JURISDICTION	1
DEF ADJUDICATION REVOKED	3
DEFERRED DISPOSITION	9
DISMISSED W/O PREJUDICE	4
DISMISSED WITH PREJUDICE	2
DIVERSION COMPLETED	2
INSUFFICIENT	2
MORE INFO NEEDED	1

Booking Offense x Case Disposition	Count of Bookings
OUT OF JURISDICTION	1
PLEAD GUILTY	11
RET TO POLICE, FOLLOWUP REQD	1
SUFFICIENT	2
<b>ROBBERY 2 - ATT</b>	<b>3</b>
DEFERRED DISPOSITION	1
PLEAD GUILTY	2
<b>ROBBERY 2 - FA</b>	<b>2</b>
DEF ADJUDICATION REVOKED	1
DIVERSION COMPLETED	1
<b>TAMPERING W/WITNESS</b>	<b>1</b>
DIVERSION COMPLETED	1
<b>THEFT 1</b>	<b>2</b>
DEFERRED DISPOSITION	1
DISMISSED W/O PREJUDICE	1
<b>THEFT 1 - DV</b>	<b>1</b>
DEF ADJUD/DISPO DISMISSAL	1
<b>THEFT 2</b>	<b>2</b>
DISMISSED W/O PREJUDICE	1
PLEAD GUILTY	1
<b>THEFT 3</b>	<b>14</b>
	1
DISMISSED W/O PREJUDICE	1
DISMISSED WITH PREJUDICE	4
FOUND GUILTY	1
INSUFFICIENT	2
PLEAD GUILTY	2
RET TO POLICE, FOLLOWUP REQD	3
<b>TMV 1</b>	<b>2</b>
	1
MORE INFO NEEDED	1
<b>TMV 2</b>	<b>10</b>
DEF ADJUDICATION REVOKED	1
DEFERRED DISPOSITION	3
FIRS Agreement	1
INSUFFICIENT	3
PLEAD GUILTY	1
RET TO POLICE, FOLLOWUP REQD	1
<b>TMV 2 ATT</b>	<b>1</b>
	1
<b>UNLAWFUL IMPRISON</b>	<b>1</b>
DEFERRED DISPOSITION	1
<b>VEHICLE PROWL 2</b>	<b>3</b>
DISMISSED W/O PREJUDICE	1
DISMISSED WITH PREJUDICE	1
INSUFFICIENT	1

Booking Offense x Case Disposition	Count of Bookings
<b>VIO OF PROT ORDER</b>	<b>5</b>
	1
DISMISSED W/O PREJUDICE	1
FILED ON	1
PLEAD GUILTY	1
SUFFICIENT	1
<b>VIOLATE ANTI-HARASS ORDER</b>	<b>1</b>
DISMISSED WITH PREJUDICE	1
<b>VIOLATE PROT ORDER-FELONY</b>	<b>1</b>
DISMISSED WITH PREJUDICE	1
<b>VUCSA/MJ POSS LT 40G</b>	<b>2</b>
DISMISSED WITH PREJUDICE	2
<b>VUCSA/NARC POSS</b>	<b>6</b>
	1
DISMISSED WITH PREJUDICE	3
INSUFFICIENT	1
PLEAD GUILTY	1
<b>VUCSA/NARC W/INTENT</b>	<b>7</b>
	1
DEFERRED DISPOSITION	2
DISMISSED W/O PREJUDICE	1
DISMISSED WITH PREJUDICE	1
PLEAD GUILTY	2
<b>VUCSA/NARCOTIC DELIVERY</b>	<b>1</b>
PLEAD GUILTY	1
<b>VUCSA/NON-NARC POSS</b>	<b>3</b>
DISMISSED W/O PREJUDICE	1
DISMISSED WITH PREJUDICE	1
PLEAD GUILTY	1
<b>VUFA 1- ATT</b>	<b>1</b>
PLEAD GUILTY	1
<b>VUFA 1-FIREARM-PRIOR</b>	<b>5</b>
DISMISSED W/O PREJUDICE	1
FOUND GUILTY	1
PLEAD GUILTY	3
<b>VUFA 2 - ATT</b>	<b>2</b>
DEF ADJUDICATION REVOKED	1
PLEAD GUILTY	1
<b>VUFA 2-FIREARM</b>	<b>26</b>
	3
DEF ADJUD/DISPO DISMISSAL	1
DEFERRED DISPOSITION	7
DISMISSED WITH PREJUDICE	3
PLEAD GUILTY	12
<b>WEAPON AT SCHOOL</b>	<b>6</b>
DEF ADJUD/DISPO DISMISSAL	1

<b>Booking Offense x Case Disposition</b>	<b>Count of Bookings</b>
DISMISSED W/O PREJUDICE	1
DISMISSED WITH PREJUDICE	1
PLEAD GUILTY	1
Saturday Seminar Completed	1
SUFFICIENT	1
<b>WEAPON OFFENSE - D</b>	<b>1</b>
DISMISSED WITH PREJUDICE	1
<b>Grand Total</b>	<b>624</b>