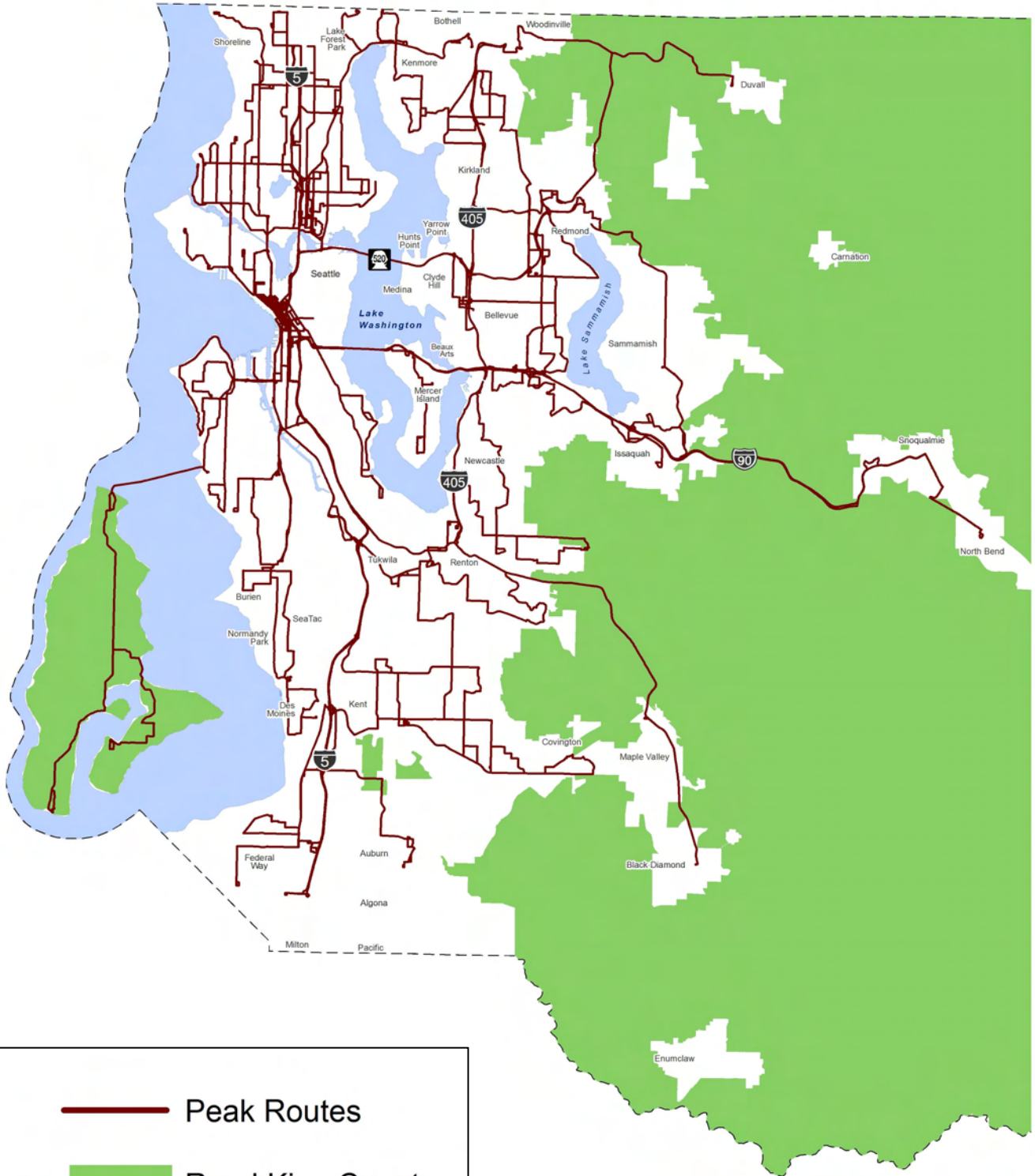


Regional Transit Committee Workshop
3/30/11

Peak Packet

PEAK ROUTE NETWORK



BETWEEN

AND

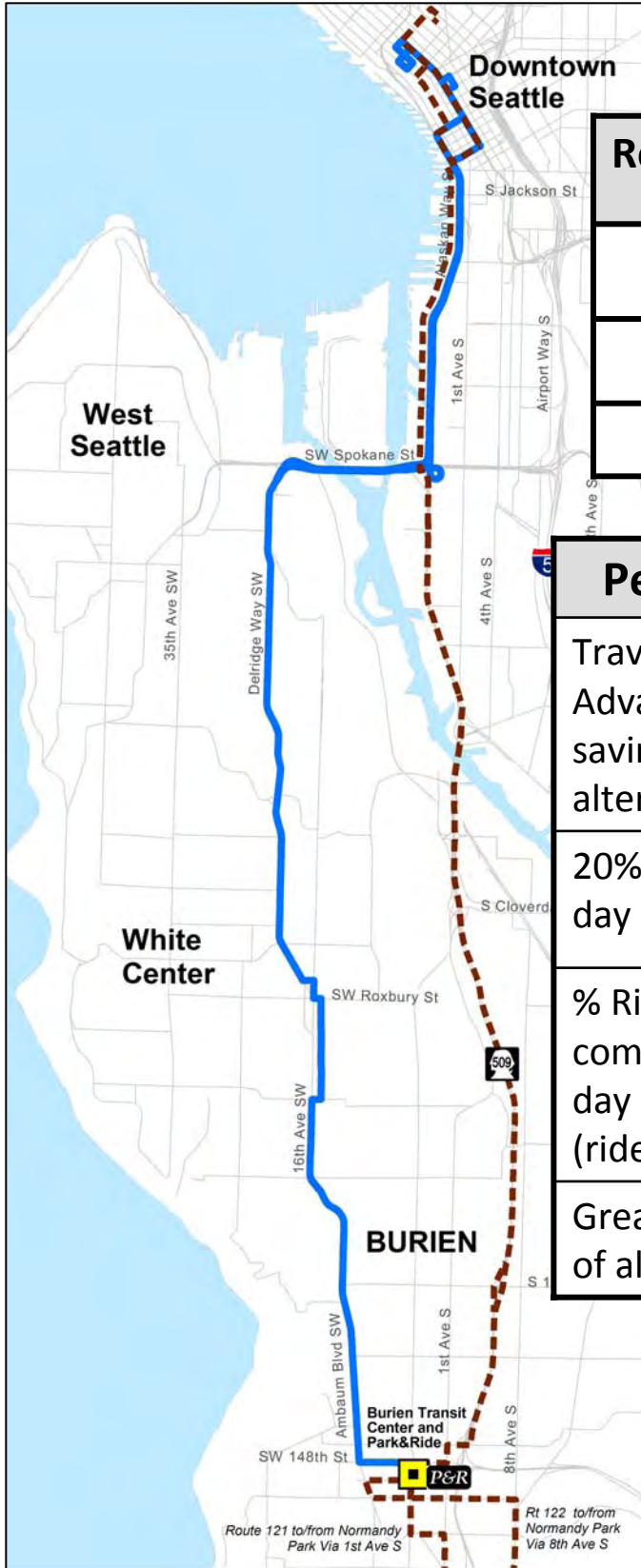
VIA

Burien

Seattle CBD

Delridge, Ambaum

Peak Overlay



Route	Travel Time+	Ridership
120	52	62
121	320	36
122	30	46

+Peak period travel time comparison

Peak Routes	121	122
Travel Time Advantage (time savings/all-day alternative)	42% =22/52	42% =22/52
20% faster than all-day alternative?	YES	YES
% Ridership compared to all-day alternative (riders/trip)	58% =36/62	74% =46/62
Greater than 90% of all-day route?	NO	NO

- - - Route 121, 122
— Route 120

BETWEEN AND VIA

Issaquah Highlands

Seattle CBD

I-90

Peak Overlay

Route	Travel Time	Ridership
218	30	50
554	51	34



Peak Route	218
Travel Time Advantage (time savings/all-day alternative)	42% =21min/51 min
20% faster than all-day alternative?	YES
% Ridership compared to all-day alternative (riders/trip)	148% = 50/34
Greater than 90% of all-day route?	YES

BETWEEN

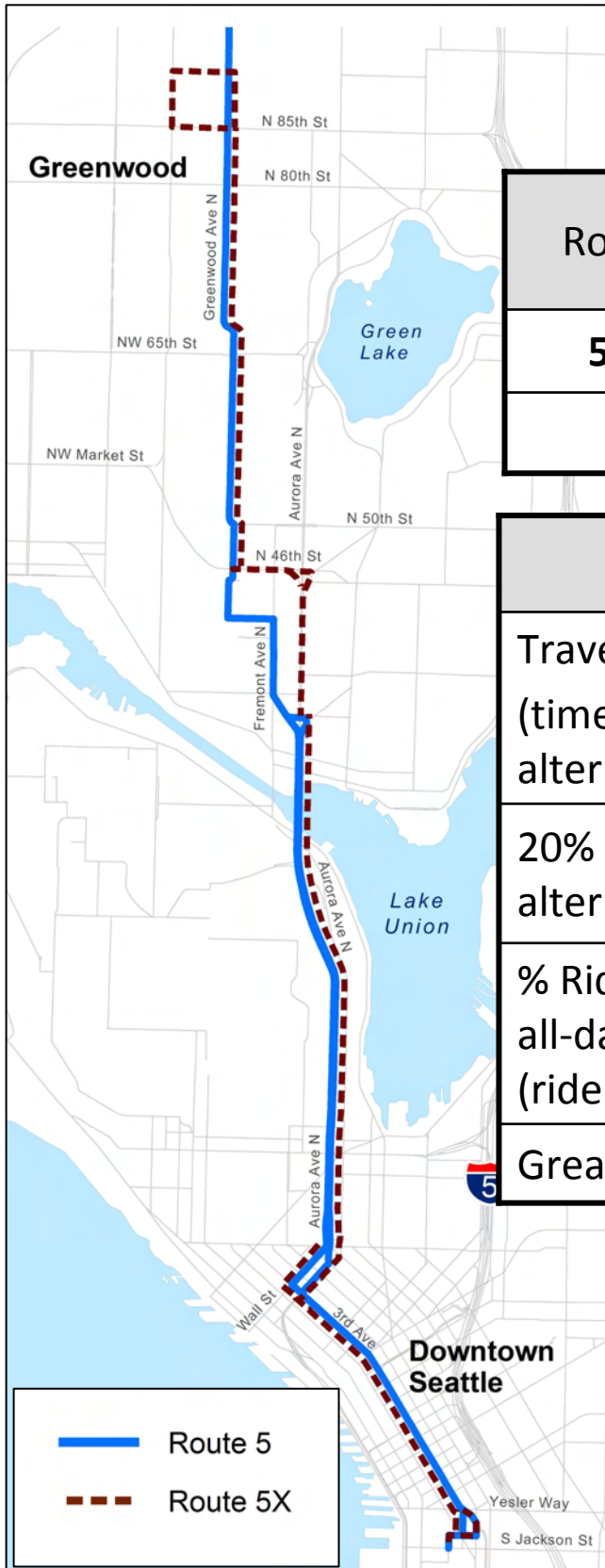
AND

VIA

Greenwood

Seattle CBD

Greenwood Ave N



Peak Overlay

Route	Travel Time	Ridership (rides/trip)
5 X	33	50
5	35	58

Peak Route	5 X
Travel Time Advantage (time savings/all-day alternative)	6% =2/35 min
20% faster than all-day alternative?	NO
% Ridership compared to all-day alternative (riders/trip)	86% =50/58
Greater than 90%	NO

Peak Route Performance Evaluation - Based on Fall 2009 Performance Data

Route	Between	And	Via	Ridership	Travel Time
				≥ 90% of Alternative	≥ 20% Faster than Alternative
2NEX	Queen Anne	Downtown Seattle	Uptown	no	no
5EX	Greenwood	Downtown Seattle	Greenwood Ave N	no	no
7EX	Rainier Beach	Downtown Seattle	Rainier Ave S	no	yes
15EX	Crown Hill	Downtown Seattle	Ballard	yes	no
17EX	Loyal Heights	Downtown Seattle	Ballard	yes	yes
18EX	Loyal Heights	Downtown Seattle	Ballard	no	no
19	Magnolia	Downtown Seattle	Elliott Ave W	no	yes
21EX	Roxhill	Downtown Seattle	West Seattle	yes	no
26EX	East Green Lake	Downtown Seattle	Wallingford	no	no
28EX	Broadview	Downtown Seattle	Whittier Heights	yes	no
34EX	Rainier Beach	Downtown Seattle	Seward Park	yes	no
35	Harbor Island	Downtown Seattle	4th Ave S	yes	yes
37EX	Alaska Junction	Downtown Seattle	Alki	yes	yes
45EX	Queen Anne	University District	Wallingford	no	yes
46EX	Shilshole	University District	Fremont	no	no
48NEX	Loyal Heights	University District	Greenwood	no	no
54EX	Fauntleroy	Downtown Seattle	Fauntleroy Way SW	no	yes
57	Alaska Junction	Downtown Seattle	Admiral District	no	yes
64EX	Lake City	First Hill	Wedgwood	yes	yes
74EX	Sandpoint	Downtown Seattle	University District	no	no
76	Wedgwood	Downtown Seattle	View Ridge	no	no
77EX	North City	Downtown Seattle	Maple Leaf	no	yes
79EX	Lake City	Downtown Seattle	University District	no	no
102	Fairwood	Downtown Seattle	Renton	yes	no
110	Southwest Renton	North Renton	Renton TC	no	yes
111	Maplewood	Downtown Seattle	Lake Kathleen	yes	yes
113	Shorewood	Downtown Seattle	White Center	no	yes
114	Renton Highlands	Downtown Seattle	Newport Hills	yes	yes
116EX	Fauntleroy	Downtown Seattle	Fauntleroy Way SW	no	no
118EX	Tahlequah	Downtown Seattle	Fauntleroy	yes	no
119EX	Dockton	Downtown Seattle	Fauntleroy	yes	no
121	Highline CC	Downtown Seattle	Burien	no	yes
122	Highline CC	Downtown Seattle	Burien	no	yes
123EX	Burien	Downtown Seattle	Gregory Heights	no	yes
133	Burien	University District	White Center	no	yes
143EX	Black Diamond	Downtown Seattle	Maple Valley	yes	yes
152	Auburn	Downtown Seattle	Star Lake	no	yes
154	Tukwila	Federal Center South	Boeing Plant 2	yes	yes
157	Lake Meridian P&R	Downtown Seattle	Kent East Hill	yes	yes
158	Lake Meridian	Downtown Seattle	Kent Station	yes	no
159	Timberlane	Downtown Seattle	Kent Station	yes	no
161	Lake Meridian P&R	Downtown Seattle	Tukwila P&R	no	yes
162	Kent Station	Downtown Seattle	Kent-Des Moines P&R	no	no
167	Renton	University District	I-405	no	yes
173	Federal Way	Federal Center South	Midway	no	yes
175	West Federal Way	Downtown Seattle	Midway	no	no
177	South Federal Way P&R	Downtown Seattle	I-5	no	no
179	Twin Lakes P&R	Downtown Seattle	Federal Way TC	no	no
190	Redondo Heights P&R	Downtown Seattle	Star Lake P&R	no	yes
192	Star Lake P&R	Downtown Seattle	Kent-Des Moines P&R	no	yes
193	Star Lake P&R	First Hill	Tukwila P&R	yes	yes
196	South Federal Way P&R	Downtown Seattle	I-5	no	yes
197	Twin Lakes P&R	Downtown Seattle	Federal Way TC	no	yes
202	Mercer Island	Downtown Seattle	I-90	no	no

Peak Route Performance Evaluation - Based on Fall 2009 Performance Data

Route	Between	And	Via	Ridership	Travel Time
				≥ 90% of Alternative	≥ 20% Faster than Alternative
205EX	Mercer Island	University District	First Hill	no	no
210	Issaquah	Downtown Seattle	Lakemont	no	no
211EX	Eastgate	First Hill	South Bellevue P&R	no	no
212	Eastgate	Downtown Seattle	I-90	yes	yes
214TB	Issaquah	Downtown Seattle	I-90	no	no
215	North Bend	Downtown Seattle	Snoqualmie	yes	no
216	Bear Creek P&R	Downtown Seattle	Sammamish	no	no
217	Downtown Seattle	North Issaquah	Eastgate	yes	no
218	Issaquah Highlands	Downtown Seattle	Eastgate	yes	yes
225	Overlake	Downtown Seattle	Eastgate	yes	no
229	Overlake	Downtown Seattle	Eastgate	yes	no
232TB	Redmond	Bellevue	Overlake	no	yes
232	Duvall	Bellevue	Redmond	no	yes
237	Woodinville	Downtown Seattle	Totem Lake	no	yes
242	Ridgecrest	Downtown Seattle	Northgate	no	yes
243	Jackson Park	Bellevue	Lake City	no	yes
244EX	Kenmore	Overlake	Kingsgate	yes	yes
250	Redmond	Downtown Seattle	Overlake	no	no
252	Kingsgate	Downtown Seattle	SR-520	no	yes
257	Brickyard P&R	Downtown Seattle	Kingsgate	no	yes
260	Juanita	Downtown Seattle	SR-520	no	yes
265	Redmond	Downtown Seattle	Houghton P&R	no	yes
268	Bear Creek P&R	Downtown Seattle	Overlake	no	yes
272	Eastgate	University District	Crossroads	no	no
277	Juanita	University District	Kingsgate	no	no
301EX	Aurora Village TC	Downtown Seattle	Shoreline P&R	no	yes
303EX	Shoreline P&R	First Hill	Aurora Village TC	no	yes
304	Richmond Beach	Downtown Seattle	I-5	no	yes
306EX	Kenmore	Downtown Seattle	Lake City	yes	no
308	Horizon View	Downtown Seattle	Lake City	no	yes
311	Duvall	Downtown Seattle	Woodinville	yes	yes
312EX	Bothell	Downtown Seattle	Lake City	yes	no
316	Meridian Park	Downtown Seattle	Green Lake	no	yes
330	Lake City	Shoreline	Fircrest	yes	yes
342	Shoreline	Renton	Bellevue	no	no
355EX	Shoreline	Downtown Seattle	Greenwood	no	no
373EX	Shoreline	University District	Maple Leaf	no	yes
918DART	Kent Station	North Kent Industrial		yes	yes
930	Kingsgate	Redmond	Willows Road	no	no