


17462 Fife School District No. 417

Capital Facilities Plan  
2012-2018



*Adopted: June 25, 2012*

**FIFE SCHOOL DISTRICT NO. 417**  
**5802 20 STREET EAST**  
**TACOMA WA 98424-2000**

**School Board Members**

Bruce Burnside  
Bob Scheidt  
Doug Fagundes  
Marisa Michaud  
Sally Finlayson

Stephen D. McCammon, Ed.D. Superintendent

Jeff Short, Deputy Superintendent

Kari Harris, Director of Business Services

**Fife High School, 5616 20<sup>th</sup> St E, Tacoma WA 98424**

Principal: Mark Knight  
Assistant Principal: Brian Neufeld  
Assistant Principal: Amanda Fox

**Columbia Junior High School, 2901 54<sup>th</sup> Ave E, Tacoma WA 98424**

Principal: Jeff Nelson  
Dean of Students: Mark Robinson

**Surprise Lake Middle School, 2001 Milton Way, Milton WA 98354**

Principal: Jim Snider  
Dean of Students: Amy Mittelstaedt

**Endeavour Intermediate School, 1304 17<sup>th</sup> Ave, Milton WA 98354**

Principal: Kevin Alfano

**Alice V. Hedden Elementary School, 11313 8<sup>th</sup> Street East, Edgewood WA 98372**

Principal: Teresa Sinay

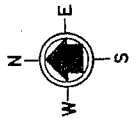
**Discovery Primary School, 1205 19<sup>th</sup> Ave, Milton WA 98354**

Principal: Julie Bartlett

## TABLE OF CONTENTS

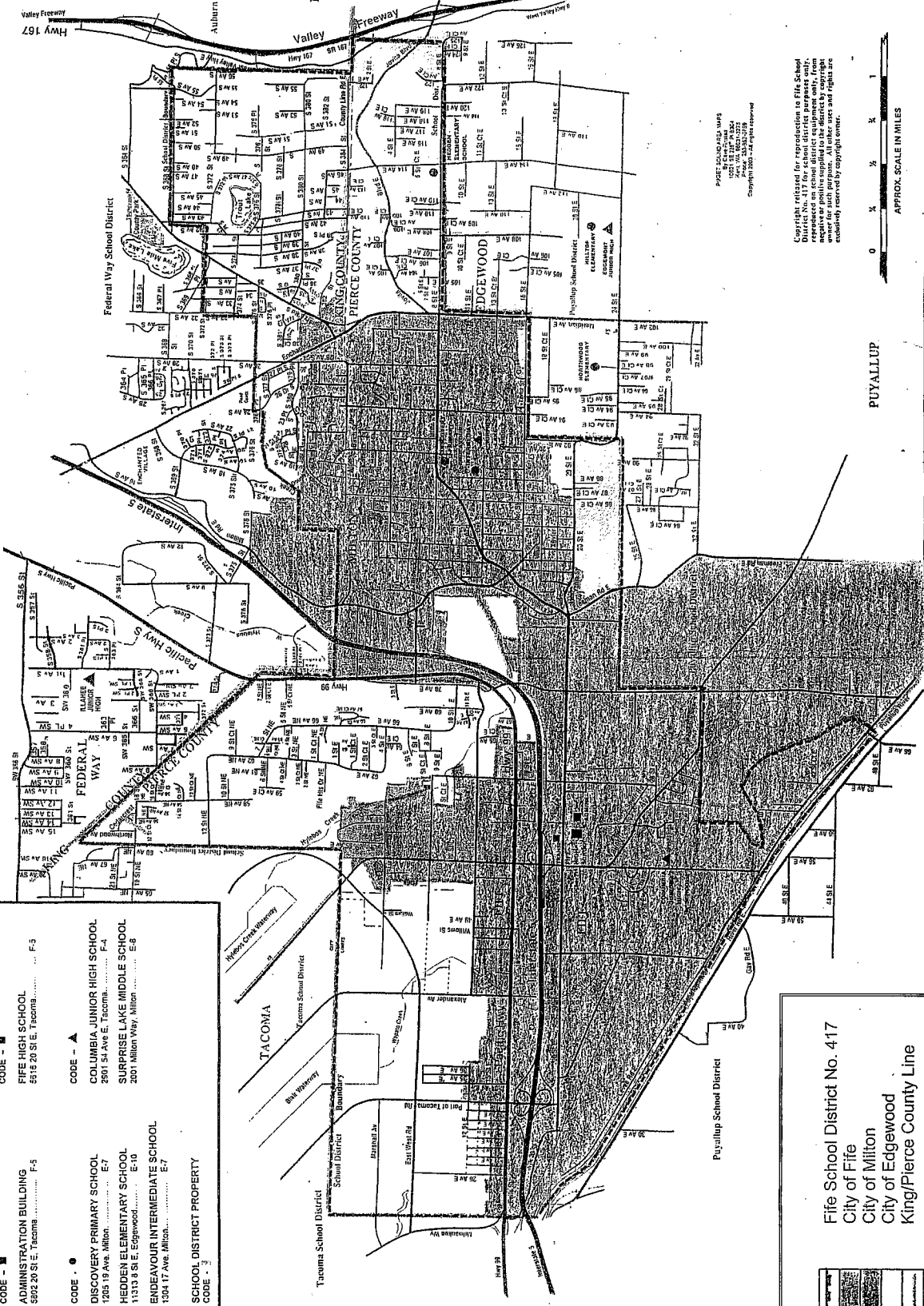
|  | <b>Page</b>    |
|--|----------------|
| DISTRICT MAP.....  | 1              |
| INTRODUCTION.....  | 2              |
| INVENTORY OF EXISTING SCHOOL FACILITIES.....                   | 3              |
| ENROLLMENT BASE AND PROJECTION.....                            | 4              |
| STANDARD OF SERVICE.....                                       | 5              |
| <br><b>CAPACITY AND SPACE NEEDS</b>                            |                |
| Fife High School.....  | 6              |
| Columbia Jr. High School.....                                  | 7              |
| Surprise Lake Middle School.....                               | 8              |
| Endeavour Intermediate School.....                             | 9              |
| Alice V. Hedden Elementary School.....                         | 10             |
| Discovery Primary School.....                                  | 11             |
| <br><b>FUTURE SCHOOL FACILITY NEEDS<br/>AND FINANCING.....</b> |                |
|  | 12-14          |
| <br>SCHOOL IMPACT FEE CALCULATION.....                         | <br>15         |
| <br><b>APPENDIX</b>  |                |
| Table 1. Current Facilities Inventory.....                     | A.1 Pierce Co. |
| Table 2. Square Feet per Student.....                          | A.2 Pierce Co. |
| Table 3. Individual Capacity Projects.....                     | A.2 Pierce Co. |
| Table 4. CFP Projects and Financing Plan.....                  | A.2 Pierce Co. |
| Table 5. Capital Facility Requirements to 2015.....            | A.3 Pierce Co. |
| Table 6. School District Cost Per Student.....                 | A.3 Pierce Co. |
| Table 7. Projected Capacity to House Students.....             | A.4 King Co.   |
| Table 8. Six Year Finance Plan.....                            | A.4 King Co.   |
| Table 9. Student Generation Rate Detail .....                  | A.5 King Co.   |

# FIFE SCHOOL DISTRICT NO. 417



**FIFE SCHOOL DISTRICT NO. 417**  
 5602 20 Street East Tacoma, WA 98424-2000 Phone: 253-577-1000 www.fifeschools.com

|                 |  |
|-----------------|--|
| <b>CODE - ■</b> | <b>ADMINISTRATION BUILDING</b><br>5602 20 St. E., Tacoma..... F-3      |
| <b>CODE - ●</b> | <b>DISCOVERY PRIMARY SCHOOL</b><br>1285 19 Ave. Milton..... E-7        |
|                 | <b>HEDDEN ELEMENTARY SCHOOL</b><br>11313 S St. E., Edgewood..... E-10  |
|                 | <b>ENDEAVOUR INTERMEDIATE SCHOOL</b><br>1304 17 Ave. Milton..... E-7   |
|                 | <b>SCHOOL DISTRICT PROPERTY</b><br>CODE 1 - 3                          |
| <b>CODE - ▲</b> | <b>COLUMBIA JUNIOR HIGH SCHOOL</b><br>2801 54 Ave. E., Tacoma..... F-4 |
|                 | <b>SURPRISE LAKE MIDDLE SCHOOL</b><br>2001 Milton Way, Milton..... E-8 |
| <b>CODE - ■</b> | <b>FIFE HIGH SCHOOL</b><br>5518 20 St. E., Tacoma..... F-5             |



Copyright 2005, for reproduction in Fife School District No. 417 for school district purposes only, reproduced on school district equipment only, from a public domain source. All other uses and rights are expressly reserved by copyright owner.

PIERCE COUNTY/ADLER MAPS  
 8000 1st Ave. S.W.  
 Everett, WA 98203-3274  
 Copyright 2005. All rights reserved.

APPROX. SCALE IN MILES  
 0 1/4 1/2 3/4 1

**Legend:**

- Fife School District No. 417
- City of Milton
- City of Edgewood
- King/Pierce County Line

# INTRODUCTION

17462

17462

This Six-Year Capital Facilities Plan is Fife School District's planning document prepared in compliance with the requirements of the Growth Management Act (GMA), King County and Pierce County, and cities of Fife, Milton, and Edgewood. It is designed to support the collection of school impact fees and consists of:

- (a) An inventory of existing school facilities;
- (b) An enrollment base and projection;
- (c) A standard of service;
- (c) A summary of school facility capacity and projected need for space;
- (d) A forecast of future school facility needs, financing, and impact fee formula.

Fife School District serves a population of over 15,000, and is located off Interstate 5, east of Tacoma, north of the Puyallup River, about ten square miles in area, and falling in both Pierce and King Counties. It includes the cities of Fife, Milton, and Edgewood, unincorporated areas of Trout Lake, Jovita, Fife Heights, and a portion of the Port of Tacoma.

The Growth Management Act authorizes jurisdictions to collect impact fees to supplement funding of additional public facilities needed to accommodate new development. To collect impact fees, a local jurisdiction must have adopted a GMA school impact fee ordinance, and must approve the District's Capital Facilities Plan as a component of their comprehensive plan. The District will utilize the State Subdivision Act and the State Environmental Protection Act (SEPA) to collect mitigation fees in those jurisdictions where there is no GMA impact fee ordinance.

## Existing District Facilities

|  |                            |  |
|--|----------------------------|--|
| <b>Discovery Primary School</b>          | (grades K-1 and preschool) | Built new and opened in 1992.  |
| <b>Alice V. Hedden Elementary School</b> | (grades 2-5)               | Built new and opened in 2001.  |
| <b>Endeavour Intermediate School</b>     | (grades 2-5)               | Originally constructed as Milton Elementary School in 1951 with additions in 1953, 1955, 1958, 1962, and 1968. Modernized in 1975. Closed one year for some demolition, total modernization and addition. Reopened in 1993 as Endeavour Intermediate School.   |
| <b>Surprise Lake Middle School</b>       | (grades 6-7)               | Originally constructed in 1970. Extensive modernization and addition in 1992. Main offices and Counselors offices remodeled 1998.  |
| <b>Columbia Junior High School</b>       | (grades 8-9)               | Built new and opened in September 2003. Performing arts auditorium, sports and athletic complex completed in 2004.   |
| <b>Fife High School</b>                  | (grades 10-12)             | Originally constructed in 1930 with additional buildings and space added in 1949, 1956, 1958, 1960, 1961, 1970 and modernization in 1975. Some demolition, extensive modernization and addition completed in 1995. Alternative High School modernized in 1997. |
| <b>Transportation Center</b>             |                            | Built new in 1996.   |
| <b>Educational Services Center</b>       |                            | Located in a portion of the old Fife Elementary School. Modernized in 1997.  |

# INVENTORY OF EXISTING SCHOOL FACILITIES

17462

17462

| School                                  | Capacity     | Site Size<br>(est.acres) | (sq. ft)<br>(D-7) | (sq. ft)<br>(D-7) | (sq. ft)<br>(D-7) | Facility<br>Size<br>(sq.ft.) | Portable<br>Number<br>(3/2012) | Portable<br>Capacity | Portable<br>Size<br>(sq. ft.) |
|---|--------------|--------------------------|-------------------|-------------------|-------------------|------------------------------|--------------------------------|----------------------|-------------------------------|
|   |              |                          | <b>New</b>        | <b>Mod</b>        | <b>Total</b>      |                              |                                |                      |                               |
| <b>Fife High School</b>                 | 705          | 28.86                    |                   |                   |                   | <b>140,193</b>               | 5                              | 110                  | 4,480                         |
| IV Classroom                            |              |                          | 325               | 34,925            | 35,250            |                              |                                |                      |                               |
| V Annex                                 |              |                          | 8,065             | 13,843            | 21,908            |                              |                                |                      |                               |
| VI Gym                                  |              |                          | 22,089            | 20,564            | 42,653            |                              |                                |                      |                               |
| VII Cafeteria                           |              |                          | 1,952             | 14,045            | 15,997            |                              |                                |                      |                               |
| VIII Shop                               |              |                          | 104               | 9,780             | 9,884             |                              |                                |                      |                               |
| IX Science                              |              |                          | 2,882             | 4,169             | 7,051             |                              |                                |                      |                               |
| Alternative School                      |              |                          |                   | 7,450             | 7,450             |                              |                                |                      |                               |
|   |              |                          |                   |                   | 140,193           |                              |                                |                      |                               |
| <b>Columbia Jr. High School</b>         | 600          | 34.4                     |                   |                   |                   | <b>92,000</b>                | 4                              | 88                   | 3,544                         |
| Classroom/Office/Gym                    |              |                          | 92,000            |                   | 92,000            |                              |                                |                      |                               |
| <b>Surprise Lake Middle School</b>      | 530          | 17.23                    |                   |                   |                   | <b>72,176</b>                | 4                              | 88                   | 3,584                         |
| Classroom/Office                        |              |                          | 518               | 38,599            | 39,116            |                              |                                |                      |                               |
| Classroom/Gym                           |              |                          | 14,072            | 18,988            | 33,060            |                              |                                |                      |                               |
|   |              |                          |                   |                   | 72,176            |                              |                                |                      |                               |
| <b>Endeavour Intermediate</b>           | 530          | 7.045                    |                   |                   |                   | <b>54,058</b>                | 4                              | 88                   | 3,584                         |
| Classroom                               |              |                          |                   | 3,020             | 3,020             |                              |                                |                      |                               |
| Classroom/Office                        |              |                          | 12,444            | 6,901             | 19,345            |                              |                                |                      |                               |
| Classroom/Gym                           |              |                          | 28,700            | 2,993             | 31,693            |                              |                                |                      |                               |
|   |              |                          |                   |                   | 54,058            |                              |                                |                      |                               |
| Playshed                                |              |                          | 2,800             |                   | 2,800             |                              |                                |                      |                               |
| <b>Alice V. Hedden Elementary</b>       | 485          | 14.89                    |                   |                   |                   | <b>51,673</b>                | 4                              | 88                   | 3,564                         |
| Classroom/Office/Gym                    |              |                          | 51,673            |                   | 51,673            |                              |                                |                      |                               |
| Playshed                                |              |                          | 2,160             |                   | 2,160             |                              |                                |                      |                               |
| <b>Discovery Primary</b>                | 485          | 7.045                    |                   |                   | 57,047            | <b>57,047</b>                | 6                              | 132                  | 5,376                         |
| Playshed                                |              |                          | 2,776             |                   | 2,776             |                              |                                |                      |                               |
| <b>TOTAL</b>                            | <b>3,335</b> | <b>109.47</b>            |                   |                   |                   | <b>467,147</b>               | <b>27</b>                      | <b>594</b>           | <b>24,132</b>                 |
| <b>TOTAL CORE AND PORTABLE CAPACITY</b> | <b>3,929</b> |                          |                   |                   |                   |                              |                                |                      |                               |

## ENROLLMENT BASE AND PROJECTION

17462

17462

The District uses the enrollment projections provided by Washington State Office of Superintendent of Public Instruction (OSPI) as a base. The projections are based on the "Cohort Survival Method" which computes progressive ratios for each grade level and averages those ratios over the past five years. The average ratio is then multiplied by the actual current year's enrollment using October headcount for each grade to project the enrollment in the next grade for the next year. The Cohort Survival Method uses past enrollment indicators to predict future growth, however, it does not account for anticipated growth due to new residential and commercial construction in the Fife/Milton area. For example, there are over 220 planned single family housing starts and over 120 planned multifamily units within our school district's boundary, expected to generate an additional 93 new students. Despite a down-turn in the economy, and slight decrease in the last two year's enrollment, we are anticipating continued growth as evidenced by the table below. Actual enrollment growth over the past ten years averaged approximately 1.12% per year, and .50% per year over the past five years. More importantly, for the next six years the Cohort Survival Method predicts an increased average growth rate of 3.25% as shown below.

| ENROLLMENT*            | 07-08      | 08-09        | 09-10        | 10-11         | 11-12**       | 12-13          | 13-14        | 14-15        | 15-16        | 16-17        | 17-18        |              |
|------------------------|------------|--------------|--------------|---------------|---------------|----------------|--------------|--------------|--------------|--------------|--------------|--------------|
| <b>FHS</b>             |            |              |              |               |               |                |              |              |              |              |              |              |
| 10                     | 297        | 294          | 294          | 246           | <b>264</b>    | 257            | 282          | 255          | 300          | 270          | 307          |              |
| 11                     | 312        | 280          | 283          | 284           | <b>235</b>    | 261            | 254          | 279          | 252          | 297          | 267          |              |
| 12                     | 284        | 306          | 283          | 286           | <b>285</b>    | 235            | 261          | 254          | 279          | 252          | 297          |              |
| <b>Total</b>           | <b>#</b>   | <b>893</b>   | <b>880</b>   | <b>860</b>    | <b>816</b>    | <b>784</b>     | <b>753</b>   | <b>797</b>   | <b>788</b>   | <b>831</b>   | <b>819</b>   | <b>871</b>   |
| <b>COLUMBIA</b>        |            |              |              |               |               |                |              |              |              |              |              |              |
| 8                      | 290        | 250          | 268          | 270           | <b>279</b>    | 252            | 297          | 268          | 304          | 330          | 343          |              |
| 9                      | 311        | 300          | 262          | 269           | <b>264</b>    | 290            | 262          | 308          | 278          | 316          | 343          |              |
| <b>Total</b>           | <b>#</b>   | <b>601</b>   | <b>550</b>   | <b>530</b>    | <b>539</b>    | <b>543</b>     | <b>542</b>   | <b>559</b>   | <b>576</b>   | <b>582</b>   | <b>646</b>   | <b>686</b>   |
| <b>SLMS</b>            |            |              |              |               |               |                |              |              |              |              |              |              |
| 6                      | 246        | 261          | 288          | 251           | <b>289</b>    | 261            | 296          | 321          | 334          | 303          | 369          |              |
| 7                      | 261        | 250          | 257          | 281           | <b>246</b>    | 290            | 262          | 297          | 322          | 335          | 304          |              |
| <b>Total</b>           | <b>#</b>   | <b>507</b>   | <b>511</b>   | <b>545</b>    | <b>532</b>    | <b>535</b>     | <b>551</b>   | <b>558</b>   | <b>618</b>   | <b>656</b>   | <b>638</b>   | <b>673</b>   |
| <b>ENDEAVOUR</b>       |            |              |              |               |               |                |              |              |              |              |              |              |
| 2                      | 142        | 134          | 137          | 145           | <b>160</b>    | 142            | 173          | 173          | 175          | 178          | 180          |              |
| 3                      | 130        | 153          | 125          | 139           | <b>143</b>    | 159            | 144          | 175          | 176          | 178          | 181          |              |
| 4                      | 148        | 136          | 154          | 132           | <b>134</b>    | 159            | 166          | 150          | 183          | 184          | 186          |              |
| 5                      | 121        | 152          | 138          | 153           | <b>124</b>    | 151            | 164          | 171          | 155          | 189          | 190          |              |
| <b>Total</b>           | <b>#</b>   | <b>541</b>   | <b>575</b>   | <b>554</b>    | <b>569</b>    | <b>561</b>     | <b>611</b>   | <b>647</b>   | <b>669</b>   | <b>689</b>   | <b>729</b>   | <b>737</b>   |
| <b>HEDDEN</b>          |            |              |              |               |               |                |              |              |              |              |              |              |
| 2                      | 121        | 105          | 112          | 119           | <b>124</b>    | 116            | 141          | 142          | 144          | 146          | 148          |              |
| 3                      | 111        | 121          | 103          | 113           | <b>134</b>    | 130            | 118          | 144          | 144          | 146          | 148          |              |
| 4                      | 117        | 106          | 126          | 108           | <b>132</b>    | 130            | 135          | 123          | 149          | 150          | 152          |              |
| 5                      | 111        | 119          | 112          | 125           | <b>119</b>    | 124            | 135          | 140          | 127          | 154          | 155          |              |
| <b>Total</b>           | <b>#</b>   | <b>460</b>   | <b>451</b>   | <b>453</b>    | <b>465</b>    | <b>509</b>     | <b>500</b>   | <b>529</b>   | <b>549</b>   | <b>564</b>   | <b>596</b>   | <b>603</b>   |
| <b>DISCOVERY</b>       |            |              |              |               |               |                |              |              |              |              |              |              |
| PS sections            | 3          | 3            | 3            | 4             | <b>4</b>      | 5              | 5            | 5            | 5            | 5            | 5            |              |
| K                      | 233        | 277          | 265          | 236           | <b>289</b>    | 290            | 294          | 299          | 303          | 307          | 312          |              |
| 1                      | 219        | 253          | 271          | 269           | <b>249</b>    | 303            | 304          | 308          | 313          | 317          | 322          |              |
| <b>Total K-1</b>       | <b>#</b>   | <b>452</b>   | <b>530</b>   | <b>536</b>    | <b>505</b>    | <b>538</b>     | <b>593</b>   | <b>598</b>   | <b>607</b>   | <b>616</b>   | <b>624</b>   | <b>634</b>   |
| <b>Total K-12</b>      | <b>#</b>   | <b>3454</b>  | <b>3497</b>  | <b>3478</b>   | <b>3426</b>   | <b>3470</b>    | <b>3550</b>  | <b>3688</b>  | <b>3807</b>  | <b>3938</b>  | <b>4052</b>  | <b>4204</b>  |
| <b>FTE</b>             | <b>FTE</b> |              |              |               |               | <b>3310.27</b> |              |              |              |              |              |              |
| <b>% Increase</b>      |            | <b>4.41%</b> | <b>1.25%</b> | <b>-0.54%</b> | <b>-1.50%</b> | <b>1.28%</b>   | <b>2.31%</b> | <b>3.89%</b> | <b>3.23%</b> | <b>3.44%</b> | <b>2.90%</b> | <b>3.75%</b> |
| <b>Avg Growth/Year</b> |            |              |              |               |               | <b>0.98%</b>   |              |              |              |              |              | <b>3.25%</b> |

\* Headcount (rather than FTE) is used as a more appropriate indicator for enrollment and capacity needs. Part-time students (less than 1 full FTE) require seating space and program resources as though full-time. Many kindergarten students now attend full-time as well and thus require full-time seating space.

\*\* Actual enrollment based on October student headcount through the 11-12 school year.

## STANDARD OF SERVICE

17462

17462

Fife School District, as written in its mission statement, is committed to providing a safe and caring environment, which ensures that all students will learn. And, as a Standard Bearer District, Fife is a leader in school reform and committed to providing our students highly engaging, meaningful, challenging, and satisfying work. The District is committed to achieving a high standard of learning for our students, as detailed in each of the six school building's School Improvement Plans. Keeping class sizes at an optimal level is a critical component in reaching these goals. Due to incredible community support, the District is able to set this standard at approximately 20-22 students per class, with first priority at the primary grade levels (K – 4). Students are provided traditional basic education programs which include reading, writing, math, social studies, science, physical education, health, music and art. In addition there are scheduled times in computer labs and a number of special programs such as special education, English Language Learners (ELL), preschool, remediation and other programs designed to serve special populations. These special programs significantly affect school capacity by the need for separate space, scheduling accommodations, mandated program requirements, and population changes. Rooms designed for special use are not counted as classrooms.

### CAPACITY AND SPACE NEEDS

Washington Administrative Code (WAC) sets factors determining a school's eligibility to receive state-matching funds for school construction. One factor is "square feet per student" set at 90 in grades K-6, 117 in grades 7 and 8, and 130 in grades 9-12. These space allocations are part of a funds allocation model and do not reflect the true space needed to carry out the instructional program. Fife's actual K – 12 average square feet per student is 134.62.

Fife School District has chosen to determine **actual program capacity** by surveying each school, reviewing with each school principal how the teaching spaces are being used, and the number of teaching staff assigned. Projections of space needs are based on the assumption of adding a teacher and classroom space for approximately each additional 19 to 23 students dependent upon grade level. *This does not account for additional space needed for special programs as discussed above, and support services such as library, gym, athletics, kitchen, bathrooms, storage, etc.* To reflect current programming needs and actual use of facility spaces, the District has finalized participation in a community-wide study and survey. The survey results are described on pages 12 and 13.

Previous and current survey information used to determine current and future capacity for each school is summarized on the following charts by buildings. The charts include:

1. Enrollment by grade level headcount from the 2007-08 school year through the 2017-18 year.  
Preschool information is by sections rather than headcount.
2. Planned capacity when the building was designed.
3. Teachers currently assigned and projected to be assigned under the District's standard of service.
4. Permanent rooms, including special program areas.
5. Portable classrooms (including the number of additional classrooms needed).

Because space needs are driven, in part, by the number of teachers available, future projections can be significantly impacted by availability of state and local funds. A levy failure or other severe budget impact may temporarily reduce the number of teachers, thus increasing class sizes and reducing the need for additional classrooms. When funding levels are restored, teachers will be re-hired to return class sizes to District standards. However, in the absence of budget set-backs, the number of teachers needed (and the number of classrooms required) will increase as District enrollment continues to grow.



# Capacity and Space Needs

| FIFE HIGH SCHOOL                         |                | (based on District-adjusted 11/12 OSPI enrollment projections) |            |            |            |               |             |             |             |             |             |             |
|--|----------------|--|------------|------------|------------|---------------|-------------|-------------|-------------|-------------|-------------|-------------|
| Enrollment*                              |                | 07-08  | 08-09      | 09-10      | 10-11      | 11-12         | 12-13       | 13-14       | 14-15       | 15-16       | 16-17       | 17-18       |
| 10                                       |                | 297  | 294        | 294        | 246        | 264           | 257         | 282         | 255         | 300         | 270         | 307         |
| 11                                       |                | 312  | 280        | 283        | 284        | 235           | 261         | 254         | 279         | 252         | 297         | 267         |
| 12                                       |                | 284  | 306        | 283        | 286        | 285           | 235         | 261         | 254         | 279         | 252         | 297         |
| <b>total 10-12</b>                       | <b>#</b>       | <b>893</b>   | <b>880</b> | <b>860</b> | <b>816</b> | <b>784</b>    | <b>753</b>  | <b>797</b>  | <b>788</b>  | <b>831</b>  | <b>819</b>  | <b>871</b>  |
| <b>FTE</b>                               |                |  |            |            |            | <b>727.21</b> |             |             |             |             |             |             |
| <b>Plan Capacity</b>                     | <b>705</b>     |  |            |            |            |               |             |             |             |             |             |             |
| <b>Teachers</b>                          |                |  |            |            |            | <b>39</b>     | <b>38</b>   | <b>40</b>   | <b>39</b>   | <b>42</b>   | <b>41</b>   | <b>44</b>   |
| <b>Rooms</b>                             | <b># Avail</b> |  |            |            |            | <b>Use</b>    | <b>Proj</b> | <b>Proj</b> | <b>Proj</b> | <b>Proj</b> | <b>Proj</b> | <b>Proj</b> |
| <b>IV Classrm</b>                        |                |  |            |            |            |               |             |             |             |             |             |             |
| Up Clsm                                  | 7              |  |            |            |            | 7             | 7           | 7           | 7           | 7           | 7           | 7           |
| Down Clsm                                | 1              |  |            |            |            | 1             | 1           | 1           | 1           | 1           | 1           | 1           |
| Sp. Ed.                                  | 2              |  |            |            |            | 2             | 2           | 2           | 2           | 2           | 2           | 2           |
| Home Ec.                                 | 1              |  |            |            |            | 1             | 1           | 1           | 1           | 1           | 1           | 1           |
| Lib. Comp Lab                            | 1              |  |            |            |            | 1             | 1           | 1           | 1           | 1           | 1           | 1           |
| Basic Lab                                | 1              |  |            |            |            | 1             | 1           | 1           | 1           | 1           | 1           | 1           |
| <b>V Annex</b>                           |                |  |            |            |            |               |             |             |             |             |             |             |
| Up Clsm                                  | 1              |  |            |            |            | 1             | 1           | 1           | 1           | 1           | 1           | 1           |
| Down Clsm                                | 9              |  |            |            |            | 9             | 9           | 9           | 9           | 9           | 9           | 9           |
| <b>VI Gym</b>                            |                |  |            |            |            |               |             |             |             |             |             |             |
| Clsm                                     | 1              |  |            |            |            | 1             | 1           | 1           | 1           | 1           | 1           | 1           |
| Gym                                      | 2              |  |            |            |            | 2             | 2           | 2           | 2           | 2           | 2           | 2           |
| Wrest/Weight                             | 1              |  |            |            |            | 1             | 1           | 1           | 1           | 1           | 1           | 1           |
| <b>VII Café</b>                          |                |  |            |            |            |               |             |             |             |             |             |             |
| Music                                    | 1              |  |            |            |            | 1             | 1           | 1           | 1           | 1           | 1           | 1           |
| <b>VIII Shop</b>                         |                |  |            |            |            |               |             |             |             |             |             |             |
| Art                                      | 1              |  |            |            |            | 1             | 1           | 1           | 1           | 1           | 1           | 1           |
| Wood                                     | 1              |  |            |            |            | 1             | 1           | 1           | 1           | 1           | 1           | 1           |
| Metal                                    | 1              |  |            |            |            | 1             | 1           | 1           | 1           | 1           | 1           | 1           |
| <b>IX Science/Ag</b>                     | <b>3</b>       |  |            |            |            | <b>3</b>      | <b>3</b>    | <b>3</b>    | <b>3</b>    | <b>3</b>    | <b>3</b>    | <b>3</b>    |
| Alt H.S.                                 | 1              |  |            |            |            | 1             | 1           | 1           | 1           | 1           | 1           | 1           |
| (East) Classroom                         | 4              |  |            |            |            | 4             | 3           | 4           | 4           | 4           | 4           | 4           |
| <b>total</b>                             | <b>39</b>      |  |            |            |            | <b>39</b>     | <b>38</b>   | <b>39</b>   | <b>39</b>   | <b>39</b>   | <b>39</b>   | <b>39</b>   |
| <b>Classrooms Needed</b>                 |                |  |            |            |            | <b>0</b>      | <b>0</b>    | <b>1</b>    | <b>0</b>    | <b>3</b>    | <b>2</b>    | <b>5</b>    |
| <b>Portables</b>                         | <b>5</b>       |  |            |            |            | <b>0</b>      | <b>0</b>    | <b>1</b>    | <b>0</b>    | <b>3</b>    | <b>2</b>    | <b>5</b>    |
| <b>Future</b>                            |                |  |            |            |            | <b>0</b>      | <b>0</b>    | <b>0</b>    | <b>0</b>    | <b>0</b>    | <b>0</b>    | <b>0</b>    |
| <b>Total</b>                             | <b>44</b>      |  |            |            |            | <b>39</b>     | <b>38</b>   | <b>40</b>   | <b>39</b>   | <b>42</b>   | <b>41</b>   | <b>44</b>   |
| note: 6 period day/1 teacher prep period |                |  |            |            |            |               |             |             |             |             |             |             |
| <b>Storage Containers</b>                |                |  |            |            |            | <b>3</b>      | <b>3</b>    | <b>3</b>    | <b>3</b>    | <b>3</b>    | <b>3</b>    | <b>3</b>    |

\*Headcount

# Capacity and Space Needs

| COLUMBIA JUNIOR HIGH SCHOOL              |                | (based on District-adjusted 17462/12 OSPI enrollment projections) |       |       |       |            |             |             |             |             |             |             |
|--|----------------|---|-------|-------|-------|------------|-------------|-------------|-------------|-------------|-------------|-------------|
| Enrollment*                              |                | 07-08   | 08-09 | 09-10 | 10-11 | 11-12      | 12-13       | 13-14       | 14-15       | 15-16       | 16-17       | 17-18       |
| 8  |                | 290   | 250   | 268   | 270   | 279        | 252         | 297         | 268         | 304         | 330         | 343         |
| 9  |                | 311   | 300   | 262   | 269   | 264        | 290         | 262         | 308         | 278         | 316         | 343         |
| <b>Total 8-9</b>                         | <b>#</b>       | 601   | 550   | 530   | 539   | 543        | 542         | 559         | 576         | 582         | 646         | 686         |
| <b>FTE</b>                               |                |   |       |       |       | 542.83     |             |             |             |             |             |             |
| <b>Plan Capacity**</b>                   | 600            |   |       |       |       |            |             |             |             |             |             |             |
| <b>Teachers</b>                          |                |   |       |       |       | 28         | 28          | 29          | 29          | 29          | 32          | 34          |
| <b>Rooms</b>                             | <b># Avail</b> |   |       |       |       | <b>Use</b> | <b>Proj</b> | <b>Proj</b> | <b>Proj</b> | <b>Proj</b> | <b>Proj</b> | <b>Proj</b> |
| Special Ed                               | 3              |   |       |       |       | 3          | 3           | 3           | 3           | 3           | 3           | 3           |
| Science                                  | 4              |   |       |       |       | 4          | 4           | 4           | 4           | 4           | 4           | 4           |
| Chorus                                   | 1              |   |       |       |       | 1          | 1           | 1           | 1           | 1           | 1           | 1           |
| Band                                     | 1              |   |       |       |       | 1          | 1           | 1           | 1           | 1           | 1           | 1           |
| Drama                                    | 0              |   |       |       |       | 0          | 0           | 0           | 0           | 0           | 0           | 0           |
| Art                                      | 1              |   |       |       |       | 1          | 1           | 1           | 1           | 1           | 1           | 1           |
| Technology                               | 1              |   |       |       |       | 1          | 1           | 1           | 1           | 1           | 1           | 1           |
| Auditorium                               | 0              |   |       |       |       | 0          | 0           | 0           | 0           | 0           | 0           | 0           |
| Computer                                 | 1              |   |       |       |       | 1          | 1           | 1           | 1           | 1           | 1           | 1           |
| Library                                  | 0              |   |       |       |       | 0          | 0           | 0           | 0           | 0           | 0           | 0           |
| Classrooms                               | 15             |   |       |       |       | 13         | 13          | 14          | 14          | 14          | 15          | 15          |
| Gym                                      | 2              |   |       |       |       | 2          | 2           | 2           | 2           | 2           | 2           | 2           |
| Weight Room                              | 1              |   |       |       |       | 1          | 1           | 1           | 1           | 1           | 1           | 1           |
| <b>Total</b>                             | <b>30</b>      |   |       |       |       | <b>28</b>  | <b>28</b>   | <b>29</b>   | <b>29</b>   | <b>29</b>   | <b>30</b>   | <b>30</b>   |
| <b>Classrooms Needed</b>                 |                |   |       |       |       | 0          | 0           | 0           | 0           | 0           | 2           | 4           |
| <b>Portables</b>                         | 4              |   |       |       |       | 0          | 0           | 0           | 0           | 0           | 2           | 4           |
| <b>Future</b>                            |                |   |       |       |       | 0          | 0           | 0           | 0           | 0           | 0           | 0           |
| <b>Total</b>                             | <b>34</b>      |   |       |       |       | <b>28</b>  | <b>28</b>   | <b>29</b>   | <b>29</b>   | <b>29</b>   | <b>32</b>   | <b>34</b>   |
| Note: 6 period day/1 teacher prep period |                |   |       |       |       |            |             |             |             |             |             |             |
| <b>Storage Containers</b>                |                |   |       |       |       |            |             |             |             |             |             |             |

\*Headcount

\*\*Even though the Plan Capacity of Columbia Junior High is listed at 600, the actual regular capacity of the facility is less than 600 due to the programming needs at the school and the actual use of classroom spaces. As such, the District analyzes capacity needs at this school each year during the six year planning period.

# Capacity and Space Needs

| SURPRISE LAKE MIDDLE SCHOOL              |                | (based on District-adjusted 17462 11/12 OSPI enrollment projections) |       |       |       |            |             |             |             |             |             |             |
|--|----------------|--|-------|-------|-------|------------|-------------|-------------|-------------|-------------|-------------|-------------|
| Enrollment*                              |                | 07-08  | 08-09 | 09-10 | 10-11 | 11-12      | 12-13       | 13-14       | 14-15       | 15-16       | 16-17       | 17-18       |
| 6  |                | 246  | 261   | 288   | 251   | 289        | 261         | 296         | 321         | 334         | 303         | 369         |
| 7  |                | 261  | 250   | 257   | 281   | 246        | 290         | 262         | 297         | 322         | 335         | 304         |
| <b>Total 6-7</b>                         | <b>#</b>       | 507  | 511   | 545   | 532   | 535        | 551         | 558         | 618         | 656         | 638         | 673         |
| <b>FTE</b>                               |                |  |       |       |       | 531.03     |             |             |             |             |             |             |
| <b>Plan Capacity</b>                     | 530            |  |       |       |       |            |             |             |             |             |             |             |
| <b>Teachers</b>                          |                |  |       |       |       | 27         | 28          | 28          | 31          | 33          | 32          | 34          |
| <b>Rooms</b>                             | <b># Avail</b> |  |       |       |       | <b>Use</b> | <b>Proj</b> | <b>Proj</b> | <b>Proj</b> | <b>Proj</b> | <b>Proj</b> | <b>Proj</b> |
| ESL                                      | 1              |  |       |       |       | 1          | 1           | 1           | 1           | 1           | 1           | 1           |
| Science                                  | 3              |  |       |       |       | 3          | 3           | 3           | 3           | 3           | 3           | 3           |
| Drama                                    |                |  |       |       |       | 0          | 0           | 0           | 0           | 0           | 0           | 0           |
| Shop                                     | 1              |  |       |       |       | 1          | 1           | 1           | 1           | 1           | 1           | 1           |
| Art                                      | 1              |  |       |       |       | 1          | 1           | 1           | 1           | 1           | 1           | 1           |
| Choir/Band                               | 1              |  |       |       |       | 1          | 1           | 1           | 1           | 1           | 1           | 1           |
| Library lab                              | 1              |  |       |       |       | 1          | 1           | 1           | 1           | 1           | 1           | 1           |
| Gym                                      | 2              |  |       |       |       | 2          | 2           | 2           | 2           | 2           | 2           | 2           |
| Wrestling                                | 0              |  |       |       |       | 0          | 0           | 0           | 0           | 0           | 0           | 0           |
| Classrooms                               | 15             |  |       |       |       | 15         | 15          | 15          | 15          | 15          | 15          | 15          |
| Sp. Ed.                                  | 1              |  |       |       |       | 1          | 1           | 1           | 1           | 1           | 1           | 1           |
| LAP                                      | 0              |  |       |       |       | 0          | 0           | 0           | 0           | 0           | 0           | 0           |
| <b>total</b>                             | 26             |  |       |       |       | 26         | 26          | 26          | 26          | 26          | 26          | 26          |
| <b>Classrooms Needed</b>                 |                |  |       |       |       | 1          | 2           | 2           | 5           | 7           | 6           | 8           |
| <b>Portables</b>                         | 4              |  |       |       |       | 1          | 2           | 2           | 4           | 4           | 4           | 4           |
| <b>Future</b>                            |                |  |       |       |       | 0          | 0           | 0           | 1           | 3           | 2           | 4           |
| <b>Total</b>                             | 30             |  |       |       |       | 27         | 28          | 28          | 31          | 33          | 32          | 34          |
| Note: 7 period day/1 teacher prep period |                |  |       |       |       |            |             |             |             |             |             |             |
| <b>Storage Containers</b>                |                |  |       |       |       | 2          | 2           | 2           | 2           | 2           | 2           | 2           |

\*Headcount

# Capacity and Space Needs

| ENDEAVOUR INTERMEDIATE     |                | (based on District-adjusted 11/12 OSPI enrollment projections) |       |       |       |            |             |             |             |             |             |             |
|----------------------------|----------------|--|-------|-------|-------|------------|-------------|-------------|-------------|-------------|-------------|-------------|
| Enrollment*                |                | 07-08  | 08-09 | 09-10 | 10-11 | 11-12      | 12-13       | 13-14       | 14-15       | 15-16       | 16-17       | 17-18       |
| 2                          |                | 142  | 134   | 137   | 145   | 160        | 142         | 173         | 173         | 175         | 178         | 180         |
| 3                          |                | 130  | 153   | 125   | 139   | 143        | 159         | 144         | 175         | 176         | 178         | 181         |
| 4                          |                | 148  | 136   | 154   | 132   | 134        | 159         | 166         | 150         | 183         | 184         | 186         |
| 5                          |                | 121  | 152   | 138   | 153   | 124        | 151         | 164         | 171         | 155         | 189         | 190         |
| <b>Total 2-5</b>           | <b>#</b>       | 541  | 575   | 554   | 569   | 561        | 611         | 647         | 669         | 689         | 729         | 737         |
| <b>FTE</b>                 |                |  |       |       |       | 559.00     |             |             |             |             |             |             |
| <b>Plan Capacity</b>       | 530            |  |       |       |       |            |             |             |             |             |             |             |
| <b>Teachers</b>            |                |  |       |       |       | 28         | 31          | 32          | 33          | 34          | 36          | 36          |
| <b>Rooms</b>               | <b># Avail</b> |  |       |       |       | <i>Use</i> | <i>Proj</i> | <i>Proj</i> | <i>Proj</i> | <i>Proj</i> | <i>Proj</i> | <i>Proj</i> |
| Sp. Ed.                    | 2              |  |       |       |       | 2          | 2           | 2           | 2           | 2           | 2           | 2           |
| Lab                        | 1              |  |       |       |       | 1          | 1           | 1           | 1           | 1           | 1           | 1           |
| ESL                        | 1              |  |       |       |       | 1          | 1           | 1           | 1           | 1           | 1           | 1           |
| Title I/Lap                | 2              |  |       |       |       | 2          | 2           | 2           | 2           | 2           | 2           | 2           |
| Art                        | 1              |  |       |       |       | 1          | 1           | 1           | 1           | 1           | 1           | 1           |
| Music                      | 1              |  |       |       |       | 1          | 1           | 1           | 1           | 1           | 1           | 1           |
| Gym                        | 1              |  |       |       |       | 1          | 1           | 1           | 1           | 1           | 1           | 1           |
| Classrooms                 | 21             |  |       |       |       | 19         | 21          | 21          | 21          | 21          | 21          | 21          |
| total                      | 30             |  |       |       |       | 28         | 30          | 30          | 30          | 30          | 30          | 30          |
| <b>Classrooms Needed</b>   |                |  |       |       |       | 0          | 1           | 2           | 3           | 4           | 6           | 6           |
| <b>Portables*</b>          | 4              |  |       |       |       | 0          | 1           | 2           | 3           | 4           | 4           | 4           |
| Future                     |                |  |       |       |       | 0          | 0           | 0           | 0           | 0           | 2           | 2           |
| <b>Total</b>               | 34             |  |       |       |       | 28         | 31          | 32          | 33          | 34          | 36          | 36          |
| *Share Discovery Portables |                |  |       |       |       |            |             |             |             |             |             |             |
| <b>Storage Containers</b>  |                |  |       |       |       | 1          | 1           | 1           | 1           | 1           | 1           | 1           |

\*Headcount

## Capacity and Space Needs

| ALICE V. HEDDEN<br>ELEMENTARY |                | (based on District-adjusted 11/12 USPI enrollment projections) |       |       |       |            |             |             |             |             |             |             |
|-------------------------------|----------------|--|-------|-------|-------|------------|-------------|-------------|-------------|-------------|-------------|-------------|
| Enrollment*                   |                | 07-08  | 08-09 | 09-10 | 10-11 | 11-12      | 12-13       | 13-14       | 14-15       | 15-16       | 16-17       | 17-18       |
| 2                             |                | 121  | 105   | 112   | 119   | 124        | 116         | 141         | 142         | 144         | 146         | 148         |
| 3                             |                | 111  | 121   | 103   | 113   | 134        | 130         | 118         | 144         | 144         | 146         | 148         |
| 4                             |                | 117  | 106   | 126   | 108   | 132        | 130         | 135         | 123         | 149         | 150         | 152         |
| 5                             |                | 111  | 119   | 112   | 125   | 119        | 124         | 135         | 140         | 127         | 154         | 155         |
| <b>Total 2-5</b>              | <b>#</b>       | 460  | 451   | 453   | 465   | 509        | 500         | 529         | 549         | 564         | 596         | 603         |
| <b>FTE</b>                    |                |  |       |       |       | 508.09     |             |             |             |             |             |             |
| <b>Plan Capacity**</b>        | 485            |  |       |       |       |            |             |             |             |             |             |             |
| <b>Teachers</b>               |                |  |       |       |       | 25         | 25          | 26          | 27          | 28          | 30          | 30          |
| <b>Rooms</b>                  | <b># Avail</b> |  |       |       |       | <b>Use</b> | <b>Proj</b> | <b>Proj</b> | <b>Proj</b> | <b>Proj</b> | <b>Proj</b> | <b>Proj</b> |
| Sp. Ed.                       | 1              |  |       |       |       | 1          | 1           | 1           | 1           | 1           | 1           | 1           |
| ESL                           | 1              |  |       |       |       | 1          | 1           | 1           | 1           | 1           | 1           | 1           |
| Lap                           | 2              |  |       |       |       | 2          | 2           | 2           | 2           | 2           | 2           | 2           |
| Comp. Lab                     | 1              |  |       |       |       | 1          | 1           | 1           | 1           | 1           | 1           | 1           |
| Music                         | 1              |  |       |       |       | 1          | 1           | 1           | 1           | 1           | 1           | 1           |
| Art                           | 1              |  |       |       |       | 1          | 1           | 1           | 1           | 1           | 1           | 1           |
| Gym                           | 1              |  |       |       |       | 1          | 1           | 1           | 1           | 1           | 1           | 1           |
| Classrooms                    | 18             |  |       |       |       | 17         | 17          | 18          | 18          | 18          | 18          | 18          |
| total                         | 26             |  |       |       |       | 25         | 25          | 26          | 26          | 26          | 26          | 26          |
| <b>Classrooms Needed</b>      |                |  |       |       |       | 0          | 0           | 0           | 1           | 2           | 4           | 4           |
| <b>Portables</b>              | 4              |  |       |       |       | 0          | 0           | 0           | 1           | 2           | 4           | 4           |
| Future                        |                |  |       |       |       | 0          | 0           | 0           | 0           | 0           | 0           | 0           |
| <b>Total</b>                  | 30             |  |       |       |       | 25         | 25          | 26          | 27          | 28          | 30          | 30          |
| <b>Storage Containers</b>     |                |  |       |       |       |            |             |             |             |             |             |             |

\*Headcount

\*\*Even though the Plan Capacity of Alice V. Hedden Elementary is listed at 485, the actual regular capacity of the facility is less than 485 due to the programming needs at the school and the actual use of classroom spaces. As such, the District analyzes capacity needs at this school each year during the six year planning period

# Capacity and Space Needs

| DISCOVERY<br>PRIMARY        |                | (based on District-adjusted 17462 2012 OSPI enrollment projections) |       |       |       |            |             |             |             |             |             |             |
|-----------------------------|----------------|---|-------|-------|-------|------------|-------------|-------------|-------------|-------------|-------------|-------------|
| Enrollment*                 |                | 07-08   | 08-09 | 09-10 | 10-11 | 11-12      | 12-13       | 13-14       | 14-15       | 15-16       | 16-17       | 17-18       |
| Pre-School Sections         |                | 3   | 3     | 3     | 4     | 4          | 5           | 5           | 5           | 5           | 5           | 5           |
| K                           |                | 233   | 277   | 265   | 236   | 289        | 290         | 294         | 299         | 303         | 307         | 312         |
| 1                           |                | 219   | 253   | 271   | 269   | 249        | 303         | 304         | 308         | 313         | 317         | 322         |
| <b>Total K-1</b>            |                | 452   | 530   | 536   | 505   | 538        | 593         | 598         | 607         | 616         | 624         | 634         |
| <b>FTE</b>                  |                |   |       |       |       | 398.50     |             |             |             |             |             |             |
| <b>Plan Capacity</b>        | 485            | (Includes Preschool)  |       |       |       |            |             |             |             |             |             |             |
| <b>Teachers</b>             |                |   |       |       |       |            |             |             |             |             |             |             |
| Teachers                    |                |   |       |       |       | 27         | 30          | 30          | 30          | 31          | 31          | 32          |
| Pre-School                  |                |   |       |       |       | 4          | 5           | 5           | 5           | 5           | 5           | 5           |
| total                       |                |   |       |       |       | 31         | 35          | 35          | 35          | 36          | 36          | 37          |
| <b>Rooms</b>                |                |   |       |       |       |            |             |             |             |             |             |             |
|                             | <b># Avail</b> |   |       |       |       | <b>Use</b> | <b>Proj</b> | <b>Proj</b> | <b>Proj</b> | <b>Proj</b> | <b>Proj</b> | <b>Proj</b> |
| Pre-Sch                     | 3              |   |       |       |       | 3          | 3           | 3           | 3           | 3           | 3           | 3           |
| Sp. Ed.                     | 2              |   |       |       |       | 2          | 2           | 2           | 2           | 2           | 2           | 2           |
| Title I                     | 2              |   |       |       |       | 2          | 2           | 2           | 2           | 2           | 2           | 2           |
| Music                       | 1              |   |       |       |       | 1          | 1           | 1           | 1           | 1           | 1           | 1           |
| ESL / LAP                   | 1              |   |       |       |       | 1          | 1           | 1           | 1           | 1           | 1           | 1           |
| Gym                         | 1              |   |       |       |       | 1          | 1           | 1           | 1           | 1           | 1           | 1           |
| Classrooms                  | 19             |   |       |       |       | 19         | 19          | 19          | 19          | 19          | 19          | 19          |
| total                       | 29             |   |       |       |       | 29         | 29          | 29          | 29          | 29          | 29          | 29          |
| <b>Classrooms Needed</b>    |                |   |       |       |       | 2          | 6           | 6           | 6           | 7           | 7           | 8           |
| <b>Portables**</b>          |                |   |       |       |       |            |             |             |             |             |             |             |
|                             | 6              |   |       |       |       | 2          | 6           | 6           | 6           | 6           | 6           | 6           |
| Future                      |                |   |       |       |       | 0          | 0           | 0           |             | 1           | 1           | 2           |
| <b>Total</b>                | 35             |   |       |       |       | 31         | 35          | 35          | 35          | 36          | 36          | 37          |
| **Share Endeavour Portables |                |   |       |       |       |            |             |             |             |             |             |             |
| <b>Storage Containers</b>   |                |   |       |       |       | 2          | 2           | 2           | 2           | 2           | 2           | 2           |

\*Headcount

# SCHOOL FACILITIES SUMMARY AND FUTURE NEEDS / FINANCING

17462

17462

A survey and study was completed in July 1997, and revised April 2000. Based on those projections, the District received voter authorization to build 2 new schools (elementary and junior high schools) to meet projected enrollment growth. The Alice V. Hedden Elementary School was built and occupied in September 2001, adding capacity for 485 students. However, there were still approximately 350 secondary students occupying portables on sites throughout the District. Existing core facilities and support space at the secondary grade levels (bathrooms, cafeteria, gym, special programs, etc) remained over capacity as a result. The Columbia Junior High School was opened in September 2003 as planned, adding additional capacity for 600 students. The balance of the project (entry road and parking lot) was completed during the fall of 2006. The grade configuration at the high school was changed to grade levels 10-12, eliminating the need to build a new high school. Primary grade levels remain as grades K-5. The middle and junior high schools now serve grades 6-9. As a result of these two new schools, the District has been able to meet the current capacity needs, and enable the Fife School District to maintain a high Standard of Service and commitment to our students and community.

Both Pierce and King County showed a short-term birth rate decline which affected our 2009-11 enrollments. County records indicated this decline ended in 2007, as evidenced by our enrollment increase in 2012. With birth rates on the rise again, our student population is expected to increase by approximately 700 students within the next six years. As core facilities become overcrowded, the District will continue to utilize portable classrooms to accommodate student growth on a temporary basis until enrollment is sufficient to occupy a new school. The need for space is based on the practical capacity of existing facilities and true space needed to carry out a full instructional program. This differs from the space allocation used in the State's funding formula to determine a school district's eligibility for state-matching funds. For example, at the elementary level, Fife School District provides 101.23 square feet per student compared to 90 in the state formula. The National average is 110.

**Study and Survey 2009** - To reflect current building conditions as well as capacity needs, the District finalized participation in another community-wide study and survey. The results of the survey include addressing the capacity needs at Fife High School due to projected enrollment growth at the secondary level. The proposal recommends an addition to the high school to make room for 10 new classrooms.

## Future Classroom Needs

Although the projected enrollments shown on pages 6-11 indicate our schools are primarily over capacity at the elementary levels by 2017-18, the District will consider grade re-configuring and use of portable classrooms at our schools to help accommodate enrollment growth and to balance over-all enrollment among our six schools.

District-wide projected classrooms needed, (including those for preschool), are shown below. In addition to classrooms, there is additional space needed for support services such as special programs, gym, cafeteria, storage, bathrooms, etc. These projections for future classrooms are based simply on past enrollment statistics through the 2011-12 school year. Since this forecast is conservative, the plan will be revised as necessary to account for anticipated enrollment growth and residential development.

|                          | 07-08    | 08-09    | 09-10    | 10-11    | 11-12    | 12-13    | 13-14     | 14-15     | 15-16     | 16-17     | 17-18     |
|--------------------------|----------|----------|----------|----------|----------|----------|-----------|-----------|-----------|-----------|-----------|
| FHS                      | 6        | 6        | 5        | 3        | 0        | 0        | 1         | 0         | 3         | 2         | 5         |
| COLUMBIA                 | 0        | 0        | 0        | 0        | 0        | 0        | 0         | 0         | 0         | 2         | 4         |
| SLMS                     | 0        | 0        | 1        | 1        | 1        | 2        | 2         | 5         | 7         | 6         | 8         |
| ENDEAVOUR                | 0        | 0        | 0        | 0        | 0        | 1        | 2         | 3         | 4         | 6         | 6         |
| HEDDEN                   | 0        | 0        | 0        | 0        | 0        | 0        | 0         | 1         | 2         | 4         | 4         |
| DISCOVERY                | 0        | 3        | 2        | 1        | 2        | 6        | 6         | 6         | 7         | 7         | 8         |
| <b>Classrooms Needed</b> | <b>6</b> | <b>9</b> | <b>8</b> | <b>5</b> | <b>3</b> | <b>9</b> | <b>11</b> | <b>15</b> | <b>23</b> | <b>27</b> | <b>35</b> |

*Addition to Sr High*

## Current Building Conditions

17462

17462

Since modernization began in 1992, all District facilities have been completely modernized and/or built new. This includes the new Columbia Junior High and Alice V. Hedden Elementary Schools, Discovery Primary, Fife Transportation Center as well as remodels/additions to Endeavour Intermediate, Surprise Lake Middle School, Fife High School, and the District Administration Office. Recently added modular classrooms at Columbia Junior High and Alice V. Hedden, as well as the proposed Fife Senior High addition are outlined below.

## School Construction Plans

|           |   |
|-----------|---|
| 1996-1997 | Survey and study  |
| 1998-1999 | Planned for schools   |
| 1999-2000 | Planned and requested bond issue for schools (approved February 2000) |
| 2000-2001 | Built/occupied Hedden Elementary (completed 2001)                     |
| 2001-2003 | Built/occupied Columbia Junior High (occupied 2003)                   |
| 2007-2008 | Added modular classrooms at Hedden and Columbia                       |
| 2007-2009 | Survey and Study (Updated)  |
| 2013-2015 | Plan for senior high school addition and request bond issue           |
| 2016-2018 | Build/occupy new addition   |

## Cost

**Alice V. Hedden Elementary & Modular Classrooms** - Alice V. Hedden Elementary School was constructed on a 14.89 acre site located in Edgewood and opened in September 2001 with a capacity of 485 students. Final cost was \$11,100,000. Due to continued enrollment growth and special program needs, four new portable classrooms were added for use during the 2007-08 and 2011-12 school years. Final cost was \$671,918 or about \$167,980 per classroom.

**Columbia Junior High & Modular Classrooms** - Columbia Junior High School was constructed in Fife as part of a joint cooperative effort with the City of Fife. The total site encompasses 34.4 acres, with the City of Fife providing 27.1 acres and the District providing an additional 7.3 acres. In return for receiving the 27.1 acres valued at approximately \$1.85 million, the District built additional park and athletic facilities. Usage, operations, and maintenance expenses will be shared according to interlocal agreements signed by the two agencies. The school has a capacity for 600 students and opened in September 2003, with final project completion during the fall of 2006. Final construction costs were \$25,398,269. Due to continued enrollment growth four new modular classrooms were added for use during the 2007-08 school year. Final cost was \$638,184, or about \$159,546 per classroom.

**Proposed Fife Senior High Addition** - As a result of our study and survey completed in 2009, preliminary plans call for a \$25,108,233 expansion/remodel of the present high school within the next 6 years to accommodate growing secondary enrollments. The existing five portable classrooms will be removed to make way for the new 320 student addition.

## Funding

**Alice V. Hedden Elementary, Columbia Junior High, & Modular Classrooms** - The District's last bond issue for \$35 million was approved by the voters on February 29, 2000 to construct the two new schools Alice V. Hedden Elementary, and Columbia Junior High. Impact fees were also collected and applied to these projects. The primary funding source for the modular classrooms for these two schools added during the 2007-08 and 2011-12 school years, were school impact fees.

**Proposed Fife Senior High Addition** - The primary funding source for the Fife Senior High School addition will need Voted General Obligation Bonds, with impact fees providing an additional funding source. Due to inadequate state funding levels, the discrepancy still exists between the "square feet per student" used in the state formula and the actual space needed to provide a full instructional program with support services. Therefore, the District does not expect to qualify for matching funds for the Fife Senior High addition.



## Impact Fees

17462

17462

Impact fees are calculated on the basis of the facilities needed to house students from new residential development. Impact fees for Fife School District are shown on the following page. Student Generation Rates (SGR) were updated in 2012, and are based on an analysis of all single and multiple-family new residential development projects constructed in the five years from 2007 – 2011 within Fife School District boundaries. The results were updated with 2012 student address data. (See Appendix Table 9.) Based on this most recent study, the single-family rate is calculated at \$1,163. The multiple-family rate is calculated at \$0. Because the updated analysis shows there were no high school students generated in the last five years from multi-family housing, the calculated fee has dropped to zero.

## New Capacity Needs and Financing Summary

As demonstrated in the tables on pages 6-11, the District currently has capacity to serve 1,500 students at the elementary (preschool – 5<sup>th</sup> grade) level, 1,130 students at the middle/junior high school level (grades 6-9), and 705 students at the high school (grades 10-12) level. Current enrollment at each grade level is identified in the tables on pages 6-11. The District is currently over capacity at the elementary level by 108 students, under capacity at the middle/junior high school level by 52 students, and over capacity at the high school level by 79 students.

To address existing and future capacity needs, the District's six-year construction plan includes the following capacity projects:

- Construction of new capacity and remodel of Fife High School.

Based upon the District's capacity and enrollment projections, the District determined that the majority of its capacity improvements are necessary to serve students generated by new development, with the remaining additional capacity required to address existing needs.

Based on the District's student generation rates, the District expects that .348 students will be generated from each new single family home in the District and that .119 students will be generated from each new multi-family dwelling unit.

The school impact fee formula ensures that new development only pays for the cost of the facilities necessitated by new development. The fee calculations examine the costs of housing the students generated by each new single family dwelling unit (or each new multi-family dwelling unit) and then reduces that amount by the anticipated state match and future tax payments. The resulting impact fee is then discounted by 50%. Thus, by applying the student generation factor to the school project costs, the fee formula only calculates the costs of providing capacity to serve each new dwelling unit. The formula does not require new development to contribute the costs of providing capacity to address existing needs.

### School Impact Fee Calculation

District: FIFE

| <b>School Site Acquisition Cost:</b>  |             |              |          |                 |             |                  |                 |
|---|-------------|--------------|----------|-----------------|-------------|------------------|-----------------|
| ((AcresxCost per Acre)/Facility Capacity)xStudent Generation Factor                         |             |              |          |                 |             |                  |                 |
|   | Facility    | Cost/        | Facility | Student         | Student     | Calculated       |                 |
|   | Acreage     | Acre         | Size     | Factor          | Factor      | Cost/            | Cost/           |
|   |             |              |          | SFR             | MFR         | SFR              | MFR             |
| Elementary  | 0.00        |              | 485      | 0.179           | 0.090       | \$ -             | \$ -            |
| Jr. High  | 0.00        |              | 600      | 0.108           | 0.029       | \$ -             | \$ -            |
| Sr. High  | 0.00        |              | 320      | 0.061           | 0.000       | \$ -             | \$ -            |
| <b>TOTAL</b>  |             |              |          |                 |             | \$ -             | \$ -            |
| <b>School Construction Cost:</b>  |             |              |          |                 |             |                  |                 |
| ((Facility Cost/Facility Capacity)xStudent Generation Factor)x(permanent/Total Sq Ft)       |             |              |          |                 |             |                  |                 |
|   | %Perm/      | Facility     | Facility | Student         | Student     | Cost/            | Cost/           |
|   | Total Sq.Ft | Cost         | Size     | Factor          | Factor      | SFR              | MFR             |
|   |             |              |          | SFR             | MFR         |                  |                 |
| Elementary  | 95.09%      | \$0          | 485      | 0.179           | 0.090       | \$ -             | \$ -            |
| Jr. High  | 95.09%      | \$0          | 600      | 0.108           | 0.029       | \$ -             | \$ -            |
| Sr. High  | 95.09%      | \$25,108,233 | 320      | 0.061           | 0.000       | \$ 4,551.25      | \$ -            |
| <b>TOTAL</b>  |             |              |          |                 |             | \$ 4,551.25      | \$ -            |
| <b>Temporary Facility Cost:</b>   |             |              |          |                 |             |                  |                 |
| ((Facility Cost/Facility Capacity)xStudent Generation Factor)x(Temporary/Total Square Feet) |             |              |          |                 |             |                  |                 |
|   | %Portable/  | Facility     | Facility | Student         | Student     | Cost/            | Cost/           |
|   | Total Sq.Ft | Cost         | Size     | Factor          | Factor      | SFR              | MFR             |
|   |             |              |          | SFR             | MFR         |                  |                 |
| Elementary  | 4.56%       | \$0          | 44       | 0.179           | 0.090       | \$ -             | \$ -            |
| Jr. High  | 4.56%       | \$0          | 88       | 0.108           | 0.029       | \$ -             | \$ -            |
| Sr. High  | 4.56%       | \$0          | 22       | 0.061           | 0.000       | \$ -             | \$ -            |
| <b>TOTAL</b>  |             |              |          |                 |             | \$ -             | \$ -            |
| <b>State Matching Credit:</b>   |             |              |          |                 |             |                  |                 |
| Boeckh Index X SPI Square Footage X State Match % X Student Factor                          |             |              |          |                 |             |                  |                 |
|   | Boeckh      | SPI          | State    | Student         | Student     | Cost/            | Cost/           |
|   | Index       | Footage      | Match %  | Factor          | Factor      | SFR              | MFR             |
|   |             |              |          | SFR             | MFR         |                  |                 |
| Elementary  | 188.55      | 90.0         | 0.00%    | 0.179           | 0.090       | \$ -             | \$ -            |
| Jr. High  | 188.55      | 108.0        | 0.00%    | 0.108           | 0.029       | \$ -             | \$ -            |
| Sr. High  | 188.55      | 130.0        | 0.00%    | 0.061           | 0.000       | \$ -             | \$ -            |
| <b>TOTAL</b>  |             |              |          |                 |             | \$ -             | \$ -            |
| <b>Tax Payment Credit:</b>  |             |              |          |                 |             |                  |                 |
| Average Assessed Value  |             |              |          |                 |             | \$ 234,627.00    | \$ 143,423.00   |
| Capital Bond Interest Rate  |             |              |          |                 |             | 3.84%            | 3.84%           |
| Net Present Value of Average Dwelling   |             |              |          |                 |             | \$ 1,918,283.77  | \$ 1,172,610.20 |
| Years Amortized   |             |              |          |                 |             | 10               | 10              |
| Property Tax Levy Rate  |             |              |          |                 |             | \$ 1.16          | \$ 1.16         |
| Present Value of Revenue Stream   |             |              |          |                 |             | \$ 2,225.21      | \$ 1,360.23     |
| <b>Fee Summary:</b>   |             |              |          |                 |             |                  |                 |
|   |             |              |          | Single -        | Multiple -  |                  |                 |
|   |             |              |          | Family          | Family      |                  |                 |
| Site Acquisition Costs  |             |              |          | \$ -            | \$ -        |                  |                 |
| Permanent Facility Cost   |             |              |          | \$ 4,551.25     | \$ -        |                  |                 |
| Temporary Facility Cost   |             |              |          | \$ -            | \$ -        |                  |                 |
| State Match Credit  |             |              |          | \$ -            | \$ -        |                  |                 |
| Tax Payment Credit  |             |              |          | \$ (2,225.21)   | \$ -        |                  |                 |
| Sub-total   |             |              |          | \$ 2,326.04     | \$ -        |                  |                 |
| Local Share   |             |              |          | \$ 1,163.02     | \$ -        |                  |                 |
| District Discount   |             |              |          | \$ -            | \$ -        |                  |                 |
| <b>FEE</b>  |             |              |          | <b>\$ 1,163</b> | <b>\$ 0</b> | <b>YEAR 2012</b> |                 |

## Appendix ~~Table~~ **Table 1**

### Fife School District Current Facilities Inventory

The inventory of current Instructional Facilities includes the following:

| Name                           | Capacity*<br>(Number of Students) | Location  |
|--------------------------------|-----------------------------------|---|
| <b>FIFE</b>                    |                                   |   |
| <u>Elementary</u>              |                                   |   |
| Discovery Primary              | 485                               | 1205 – 19 <sup>th</sup> Avenue,<br>Milton WA 98354      |
| Hedden Elementary              | 485                               | 11313 8 <sup>th</sup> Street East,<br>Edgewood WA 98372 |
| Endeavour Intermediate         | 530                               | 1304 – 17th Avenue,<br>Milton WA 98354                  |
| <u>Middle/Junior</u>           |                                   |   |
| Surprise Lake Middle<br>School | 530                               | 2001 Milton Way,<br>Milton WA 98354                     |
| Columbia Jr. High School       | 600                               | 2901 54 <sup>th</sup> Avenue East,<br>Tacoma, WA 98424  |
| <u>Senior</u>                  |                                   |   |
| Fife High School               | <u>705</u>                        | 5616 - 20 Street East,<br>Tacoma, WA 98424              |
| TOTAL                          | 3,335                             |   |

\* These capacity numbers exclude portable classroom facilities.

**Appendix Table 2**  
Public School Facilities  
(Square Feet per Actual Student Headcount)

| District Name<br><b>FIFE</b> | Elementary<br>Schools (1) | Middle/Jr<br>Schools (2) | Senior High<br>School |
|------------------------------|---------------------------|--------------------------|-----------------------|
|                              | 101.23                    | 152.30                   | 178.82                |

(1) Includes Discovery @ 116.04, Hedden @ 101.52 and Endeavour @ 96.36.

(2) Includes Surprise Lake Middle School @ 134.91 and Columbia @ 169.43.

**Appendix Table 3**  
Public School Facilities  
Individual Capacity Projects

| Name                        | Capacity |
|-----------------------------|----------|
| <b>Senior High Addition</b> | 320      |

**Appendix Table 4**  
Public School Facilities  
CFP Projects and Financing Plan  
Sources and Uses of Funds

| Sources/Uses                         | 2008-2018         |
|--------------------------------------|-------------------|
| <b>Sources of Funds:</b>             |                   |
| Existing Revenue:                    | 288,117           |
| New Revenue:                         |                   |
| Bonds, Not approved                  | 25,000,000        |
| Impact Fees                          | 897,667           |
| <b>Total Sources:</b>                | <b>26,185,784</b> |
| <b>Use of Funds:</b>                 |                   |
| Capacity Projects:                   |                   |
| Senior Hi Addition                   | 25,108,233        |
| <b>Sub Total:</b>                    | <b>25,108,233</b> |
| Non-Capacity Projects:               | 1,077,551         |
| <b>Sub Total:</b>                    | <b>1,077,551</b>  |
| <b>Total Costs/Use of Funds:</b>     | <b>26,185,784</b> |
| <b>Balance: Surplus or (Deficit)</b> | <b>0</b>          |

### Appendix Table 5

#### Public School Facilities Capital Facility Requirements to 2017-18

| Time Period               | Student Population/<br>Student Demand | Student Capacity | Net Reserve or Deficiency | Dollar Cost @ \$ per Student |
|---------------------------|---------------------------------------|------------------|---------------------------|------------------------------|
| 2011-12 Actual            | 3,470                                 | 3,335            | -135                      | -\$ 6,465,555*               |
| 2011-12 to 2017-18 Growth | 4,204                                 | 3,655            | -549                      | -\$ 26,293,257*              |
|                           |                                       |                  |                           |                              |

\* Calculated using cost per student (Table 6) avg. \$47,893 X deficiency.

### Appendix Table 6

#### Public School Facilities School District Cost per Student Headcount

| District Name | Elementary School | Junior High School | Senior High School |
|---------------|-------------------|--------------------|--------------------|
| Fife          | \$22,887          | \$42,330           | \$78,463           |

Elementary School: calculated using actual Hedden Elementary cost of \$11,100,000 ÷ 485 (actual capacity).

Jr. High School: calculated using actual Columbia Jr. High cost of \$25,398,269 ÷ 600 (actual capacity).

Sr. High School: calculated using construction manager estimate of \$25,108,233 ÷ 320 (projected capacity).

## Appendix Table 7

### PROJECTS CAPACITY TO HOUSE STUDENTS

|                                  | 2011-12 | 2012-13 | 2013-14 | 2014-15 | 2015-16 | 2016-17 | 2017-18 |
|----------------------------------|---------|---------|---------|---------|---------|---------|---------|
| New Addition                     |         |         |         |         |         |         | 320     |
| Core Capacity                    | 3335    | 3335    | 3335    | 3335    | 3335    | 3335    | 3655    |
| Portable # Change                | 2*      | 0       | 0       | 0       | 0       | 0       | -5**    |
| Portable Capacity Change         | 44      | 0       | 0       | 0       | 0       | 0       | -110    |
| Portable Capacity                | 594     | 594     | 594     | 594     | 594     | 594     | 484     |
| Core + Portable Capacity         | 3929    | 3929    | 3929    | 3929    | 3929    | 3929    | 4139    |
| Projected Enrollment (Headcount) | 3470    | 3550    | 3688    | 3807    | 3938    | 4052    | 4204    |
| Surplus Capacity with Portables  | 459     | 379     | 241     | 122     | -9      | -123    | -65     |
| Surplus Capacity w/o Portables   | -135    | -215    | -353    | -472    | -603    | -717    | -549    |

\*Addition of 2 portable classrooms at Hedden Elementary.

\*\* Removal of 5 portable classrooms from Fife High School, replaced by permanent addition.

## Appendix Table 8

### SIX YEAR FINANCE PLAN (\$ in 1,000's)

|                             | 2012-13 | 2013-14 | 2014-15 | 2015-16 | 2016-17 | 2017-18  | Local Bond | State | Impact Fees/Other |
|-----------------------------|---------|---------|---------|---------|---------|----------|------------|-------|-------------------|
| New Capacity                |         |         |         |         |         | \$25,108 | \$24,211   | \$0   | \$897             |
| # Portables Purchased       |         |         |         |         |         |          |            |       |                   |
| Cost of Portables Purchased |         |         |         |         |         |          | \$0        | \$0   | \$0               |
| Totals                      |         |         |         |         |         | \$25,108 | \$24,211   | \$0   | \$897             |

17462  
**Appendix Table 9**

**2012 Fife School District Student Generation Rates\***

|                              | Total<br>Pierce<br>and<br>King<br>County<br>SGR | King<br>County<br>SGR | Pierce<br>County<br>SGR |
|------------------------------|---|-----------------------|-------------------------|
| <b>SINGLE FAMILY</b>         |   |                       |                         |
| Elementary -- K through 5    | 0.179   | 0.256                 | 0.170                   |
| Middle School -- 6 through 9 | 0.108   | 0.103                 | 0.110                   |
| High School -- 10 through 12 | 0.061   | 0.026                 | 0.063                   |
| <b>Total</b>                 | <b>0.348</b>                                    | <b>.385</b>           | <b>0.343</b>            |
| <b>MULTIPLE FAMILY</b>       |   |                       |                         |
| Elementary -- K through 5    | 0.090   | 0.000                 | 0.090                   |
| Middle School -- 6 through 9 | 0.029   | 0.000                 | 0.029                   |
| High School -- 10 through 12 | 0.000   | 0.000                 | 0.000                   |
| <b>Total</b>                 | <b>0.119</b>                                    | <b>0.000</b>          | <b>.119</b>             |

| Grade                  | SF<br>Combined | MF<br>Combined |
|------------------------|----------------|----------------|
| K                      | 8              | 1              |
| 1                      | 12             | 1              |
| 2                      | 9              | 1              |
| 3                      | 18             | 1              |
| 4                      | 10             | 2              |
| 5                      | 9              | 0              |
| 6                      | 15             | 0              |
| 7                      | 9              | 1              |
| 8                      | 6              | 0              |
| 9                      | 10             | 1              |
| 10                     | 5              | 0              |
| 11                     | 7              | 0              |
| 12                     | 10             | 0              |
| <b>Total</b>           | <b>128</b>     | <b>8</b>       |
| <b>Total<br/>Units</b> | <b>368</b>     | <b>67</b>      |

\*Note: These student generation rates are based on new residential development for the five year period 2007 through 2011.