

BUDGET MANAGEMENT REPORT QUARTER 4, 2020



King County

**KING COUNTY
OFFICE OF PERFORMANCE, STRATEGY
AND BUDGET**

Budget Management Report Quarter 4, 2020

Table of Contents

Transmittal Letter	
Fund List	1
FINANCIAL PLAN	
0010 General Fund	2
King County Operating and Capital Funds	6
Capital Baseline Report	14
Mandatory Phased Appropriation Projects	19
Transit Emergent Need Contingency Use	70
RSD Emergent Need Contingency Use	71
Roads Grant Contingency Use	72
RSD Emergent Need Contingency Use	73
WLER Grant Contingency Use	74



King County

Office of Performance, Strategy & Budget

Chinook Building

401 Fifth Avenue, Suite 810

Seattle, WA 98104

March 5, 2021

The Honorable Claudia Balducci
Chair, King County Council
Room 1200
C O U R T H O U S E

Dear Councilmember Balducci:

We are pleased to submit to you the fourth quarter 2020 Budget Management Report. This report presents revenues and expenditures through December 31, 2020 at the fund level and updates financial plans for funds which have gone through financial monitoring for the quarter. It also includes reports for Mandatory Phased Appropriation (MPA) projects, baselined projects, emergent need contingency use and grants contingency use. More detailed information is available in the financial system of record. Performance, Strategy and Budget staff are also available to address specific questions.

Since the transmittal of the Executive's Proposed Biennial Budget for 2021-2022, the estimated revenues and expenditures for the General Fund have been updated to reflect a better than anticipated sales tax receipts, federal reimbursement for additional costs related to the COVID-19 response, and other minor adjustments based on the most recent information. In total the net impact of the changes was to increase the fund balance in the General Fund by \$76.9 million. The additional fund balance has been placed in a new COVID Response Reserve and the Risk Reserve to pay for the costs of recovering from the pandemic and future risks to the General Fund's financial health. The following table provides details on the adjustments to the forecast.

	<u>Estimated in Executive 21-22 Proposed Budget</u>	<u>Estimated as of February 22, 2021*</u>	<u>Difference</u>
Revenue			
Property Tax	739,319,280	736,516,314	(2,802,965)
Sales Tax	288,031,881	300,364,206	12,332,325
Intergovernmental	12,406,437	7,920,356	(4,486,081)
Receipts			
Federal and State Revenue	104,225,176	152,561,908	48,336,732
Fines, Fees, Transfers	161,639,915	164,377,280	2,737,365
Charges for Services	543,048,191	553,818,981	10,770,790
Other Taxes	14,203,739	14,954,199	750,460
Interest	22,573,907	22,889,332	315,425
Expenditures	(1,929,816,256)	(1,920,848,959)	8,967,297
Total Net Impact	(44,367,730)	32,553,617	76,921,347

4th Quarter General Fund Analysis

Revenues

- The actual revenues through 2020 Q4 were 1,947.4 M, which is 77.8% of the current budget. This is a realization rate of 99.7 % for the biennia.
- Estimated 2019-2020 biennial revenues of \$1,953.4 M are equal to current budget.

Expenditures

- Preliminary actual expenditures through 2020 Q4 were \$1,920.8 M, which is 97.4% of the current budget.
- Estimated 2019-2020 expenditures are \$1,920.8 M, which is \$50.8 M lower than the current budget:
 - Anticipated underexpenditure assumption was increased by \$49.7 M based on preliminary 2020 year end closing balances.

As a result of these current estimates, the projected 2019-2020 ending fund balance is \$171.1 M which is a \$12.4 M increase from the 2020 3rd Quarter Report.

The projected undesignated fund balance is \$66.2 M, which is above the six percent minimum reserve policy by \$16.6 M and is equal to the eight percent upper limit of the undesignated fund balance policy. The Rainy Day Reserve Fund is maintained in a separate fund at approximately \$26.5 M. The maintenance of the target reserve, the Rainy Day Reserve, and the Risk Reserve all support the County’s bond ratings.

A list of additional financial plans for funds that were monitored in the 4th quarter financial monitoring process is attached to this letter and can be found on SharePoint at [King County Fund List](#). These financial plans will become available on SharePoint as 4th Quarter financial monitoring is completed for each fund.

This Budget Report supports the Strategic Plan Financial Stewardship Goal to “exercise

The Honorable Claudia Balducci

March 5, 2021

Page 3

sound financial management.”

This report required approximately 90 staff hours to produce, costing approximately \$7,500.

If you have any questions or comments, please contact me at (206) 263-9687.

Sincerely,

Dwight Dively

Director



Enclosure

cc: King County Councilmembers

ATTN: Carolyn Busch, Chief of Staff

Melani Pedroza, Clerk of the Council

Elected Officials

Department Directors

Budget Managers and Analysts, Office of Performance, Strategy and Budget

4th Quarter 2020 Budget and Management Report

Funds Scheduled for Financial Monitoring for 4th Quarter 2020

Operating Budget Financial Plans

10	CURRENT EXPENSE SUB-FUND
16	INMATE WELFARE FUND
1060	VETERANS RELIEF
1070	DEVELOPMENTAL DISABILITY
1120	BEHAVIORAL HEALTH
1180	LODGING TAX
1280	LOCAL HAZARDOUS WASTE
1290	YOUTH AND AMATEUR SPORTS FUND
1451	PARKS AND RECREATION
1471	HISTORICAL PRESERVATION AND HISTORICAL PROGRAMS
1511	PUGET SOUND EMERGENCY RADIO NETWORK LEVY
1800	PUBLIC HEALTH
2140	GRANTS TIER 1
2460	HOUSING AND COMMUNITY DEVELOPMENT
4040	SOLID WASTE OPERATING
4501	RADIO COMMUNICATIONS SERVICES OPERATING
4591	MARINE SERVICES OPERATING
4641	PUBLIC TRANSPORTATION OPERATING
4643	TRANSIT REVENUE STABILIZATION
5441	PUBLIC WORKS EQUIP RENTAL
5481	GEOGRAPHIC INFO SYSTEMS
5580	MOTOR POOL EQUIP RENTAL
5531	DEPT OF INFORMATION TECHNOLOGY OPERATING
8430	TRANSIT BOND FUND

Capital Budget Financial Plans

3361	PUGET SOUND EMERGENCY RADIO NETWORK CAPITAL
3490	FMD-PARKS FACILITY REHAB
3581	PARKS CAPITAL
3591	MARINE CAPITAL
3641	PUBLIC TRANSPORTATION INFRASTRUCTURE CAPITAL
3642	TRANSIT REVENUE FLEET CAPITAL
3771	INFORMATION TECHNOLOGY SERVICES CAPITAL
3775	2015 LTGO SERIES B - KCIT
3781	DEPT OF INFORMATION TECHNOLOGY CAPITAL
3810	SOLID WASTE CAPITAL EQUIPMENT RECOVERY
3840	FARMLAND & OPEN SPACE ACQ
3901	SOLID WASTE CONSTRUCTION
3910	LANDFILL RESERVE

Summary of 2019-2020 General Fund (10) Financial Plan (in millions)

Summary includes Inmate Welfare (16) and Goat Hill Garage Operations (1415) subfunds as reported in CAFR

	2017-2018 Actuals ¹	2019-2020 Adopted Budget ²	2019-2020 Current Budget ²	2019-2020 Biennial-to-Date Actuals	2019-2020 Estimated	2021-2022 Adopted	2023-2024 Projected
BEGINNING FUND BALANCE	105.1	114.9	138.6	138.6	138.6	171.1	150.7
REVENUES³							
Property Tax ⁴	694.0	739.3	736.5	736.5	736.5	777.6	811.7
Sales Tax ⁵	279.0	297.5	300.4	299.4	300.4	289.0	315.9
Intergovernmental Receipts	15.8	16.2	7.9	7.9	7.9	0.3	0.3
Federal and State Revenue	48.8	45.2	152.6	152.6	152.6	50.8	51.7
Fines, Fees, Transfers	130.7	135.2	164.4	164.4	164.4	182.3	207.2
Charges for Services	502.1	563.7	553.8	548.8	553.8	571.7	602.1
Other Taxes	17.0	9.9	15.0	15.0	15.0	8.1	8.7
Interest	17.8	21.8	22.9	22.9	22.9	7.8	7.2
General Fund Revenues	1,705.1	1,828.9	1,953.4	1,947.4	1,953.4	1,887.5	2,004.8
EXPENDITURES							
Justice and Safety	(1,225.5)	(1,343.7)	(1,343.7)	(1,368.8)	(1,340.8)	(1,380.4)	(1,425.4)
Administration/General Government	(266.7)	(309.5)	(309.5)	(342.5)	(305.4)	(319.8)	(338.0)
Public Health	(50.6)	(67.6)	(67.6)	(69.1)	(68.2)	(69.7)	(72.4)
Debt Service	(55.5)	(60.0)	(60.0)	(58.3)	(60.6)	(66.5)	(63.0)
Elections	(37.7)	(42.0)	(42.0)	(43.8)	(42.1)	(46.2)	(47.7)
Human Services	(25.7)	(23.9)	(23.9)	(28.1)	(27.6)	(36.1)	(38.3)
Physical Environment	(11.7)	(10.0)	(10.0)	(9.8)	(9.3)	(11.8)	(12.3)
Supplementals/Carryover/Reappropriations	0.0	0.0	(147.1)	0.0	(147.1)	(0.4)	0.0
Underexpenditures ⁹	0.0	32.1	32.1	0.0	80.8	33.3	34.6
General Fund Expenditures	(1,673.4)	(1,824.5)	(1,971.6)	(1,920.3)	(1,920.8)	(1,897.6)	(1,962.6)
Other Fund Transactions ¹⁰	1.8	(10.0)	0.0	0.0	0.0	(10.4)	(10.2)
Ending Fund Balance	138.6	109.3	120.4	165.6	171.1	150.7	182.7
DESIGNATIONS AND SUBFUNDS¹¹							
Designations	(7.2)	(4.4)	(4.7)	(4.5)	(4.7)	(3.5)	(3.9)
Subfund Balances	(4.6)	(3.7)	(4.9)	(4.6)	(4.9)	(1.8)	(1.8)
EXPENDITURE RESERVES							
Carryover and Reappropriation	(11.6)	(14.9)	(10.4)	(4.8)	(10.4)	(10.2)	(10.3)
Credit Rating Reserve ¹²	(1.3)	(2.5)	(2.5)	(1.2)	(2.5)	(3.7)	(4.9)
Executive Contingency	(0.1)	(0.1)	(0.1)	(0.1)	(0.1)	(0.1)	(0.1)
Criminal Justice Incentive Reserve	0.0	(2.0)	0.0	0.0	0.0	0.0	0.0
Community Navigators Reserve	0.0	0.0	0.0	0.0	0.0	(1.0)	(2.0)
Jail Diversion and Reentry Hub Reserve	0.0	0.0	0.0	0.0	0.0	(1.4)	(2.7)
Adult Diversion Program Reserve	0.0	0.0	0.0	0.0	0.0	(2.5)	(5.0)
Public Safety Alternative Investments Reserve	0.0	0.0	0.0	0.0	0.0	(0.5)	(1.0)
South Park Bridge Post Annexation Operations ¹³	0.0	0.0	0.0	0.0	0.0	(1.0)	(2.0)
Trial Court Improvement Account Reserve	0.0	0.0	(1.1)	(1.1)	(1.1)	(1.1)	(1.1)
COVID Response Reserve	0.0	0.0	0.0	(52.0)	(52.0)	(52.0)	(52.0)
Risk Reserve ¹⁴	(57.6)	(23.0)	(23.0)	(29.4)	(29.4)	(26.6)	(28.6)
Reserves	(82.4)	(50.5)	(46.5)	(97.7)	(104.9)	(104.3)	(113.3)
Ending Undesignated Fund Balance¹⁵	56.2	58.8	73.9	67.9	66.2	46.4	69.3
6% Undesignated Fund Balance Minimum	42.1	43.8	49.7	49.7	49.7	46.4	48.3
Over/(Under) 6% Minimum	14.0	15.0	24.2	17.0	16.6	0.0	21.0
Over/(Under) 8.0%	0.0	0.4	7.7	0.4	0.0	(15.5)	4.9
Rainy Day Reserve	25.5	25.3	26.5	26.4	26.5	20.7	20.8

2019-2020 General Fund Financial Plan Footnotes

- 2017-2018 Actuals reflects actual expenditures through 12/31/2018.
- 2019-2020 Adopted Budget is consistent with the budget system of record (PBCS), adopted revenue forecasts, and Ordinance 18835.
- Revenue estimates for 2019 - 2024 are based on forecasts adopted by the Forecast Council or interim forecasts published by the Office of Economic and Financial Analysis, whichever have been most recently updated, and revenue estimates provided by General Fund appropriation units. The percentages below are the expected percent change over the prior budget cycle. These are biennial growth rates.

	2019-2020	2021-2022	2023-2024
Property Tax	As Estimated	5.6%	4.4%
Sales Tax (including sales tax dedicated to criminal justice)	As Estimated	-3.8%	9.3%
All Other	As Estimated	-10.4%	6.9%
<i>Blended Revenue Growth Rate</i>	As Estimated	-3.4%	6.2%

- Property Tax forecasts for 2019 - 2024 are based on March 2020 Office of Economic and Financial Analysis (OEFA) forecast adopted by the Forecast Council and assume the current property tax structure and a collection rate of 99%.
- Sales Tax forecasts for 2019 - 2024 are based on the August 2020 interim forecast provided by the Office of Economic and Financial Analysis (OEFA).
- Expenditure estimates for 2021-2022 are based on the adopted budget in PBCS. Expenditure estimates for 2023-2024 are based on the following assumptions. The percentages indicate the expected percentage change over the previous budget cycle.

	2019-2020	2021-2022	2023-2024
CPI (Seattle July to June CPI-U)	As Estimated	Adopted	5.4%
Blended Labor	As Estimated	Adopted	5.2%
Operating GF Transfers	As Estimated	Adopted	5.4%
<i>Blended Operating Growth Rate</i>	As Estimated	Adopted	5.0%

- CIP General Fund Transfers (in millions)

	2019-2020	2021-2022	2023-2024
Building Repair and Replacement	2.2	2.0	2.1
KCIT CIP	6.3	4.0	4.2
Expenditure of Designated Fund Balance	2.9	-	-
Total	11.4	6.0	6.3

- The debt service schedule for 2020 - 2024 is based on the following table:
(in millions)

Debt Service Elements	2019-2020	2021-2022	2023-2024
Existing Debt Issues	55.9	62.7	42.6
New Debt Issuance	0.1	2.8	19.4
Debt contingency for new issues and variable rate	0.1	1.0	1.0
Total Debt Service	56.1	66.5	63.0

Based on current projections, projected debt service expense will not exceed the County's policy that debt service should be less than 6% of General Fund expenditures.

- The 2019-2020 Adopted Budget includes vacancy assumptions in the majority of General Fund operating budgets. This is budgeted directly in appropriation units. An additional biennial underexpenditure assumption of \$32 million is included in the adopted and revised budget, reflecting an assumed \$22 million in actual underexpenditures and a reappropriation

2019-2020 General Fund Financial Plan Footnotes

rate of \$10 million per biennium.

- The Transfers/Anticipated Reappropriations line in 2017-2018 includes accounting adjustments of \$1.8 M to adjust to actual fund balance. For 2021 -2024, this line anticipates about \$10 M in anticipated reappropriations.
- Designations and subfund balances include the following for each of the years (in millions):

	2019-2020	2021-2022	2023-2024
Loans	0.0	0.0	0.0
Assigned for Capital Projects	0.0	0.0	0.0
Crime Victim Compensation Program	(0.7)	(0.7)	(0.7)
Drug Enforcement Program	(1.1)	(1.1)	(1.1)
Anti-Profiteering Program	(0.1)	(0.1)	(0.1)
Dispute Resolution	(0.0)	(0.0)	(0.0)
Wheelchair Access	(1.6)	(2.0)	(2.4)
Inmate Welfare Fund Balance	(1.8)	(1.8)	(1.8)
Total	(5.3)	(5.7)	(6.1)

- The Criminal Justice Incentive Reserve is for criminal justice agencies (PAO, DPD, District Court, Superior Court, DJA, DAJD) to access if they collaborate and develop meaningful and measurable ongoing cost reductions or process efficiencies. Appropriation to spend the reserve in 2019-2020 was authorized in the 2nd Omnibus Supplemental.
- The Credit Rating Reserve dedicates fees collected from other county funds to increase fund balance and maintain the county's bond rating. Other funds that have issued debt and benefit from the county's bond rating through lower interest contribute to this reserve based on the amount of outstanding principal on LTGO debt. 35% of the Credit Enhancement Fee is placed in this reserve. The goal for this reserve is to reach 1% of total outstanding GO debt backed by the full faith and credit of the General Fund.
- The South Park Bridge Post Annexation Operations reserve is intended to support King County's portion of ongoing operational costs of the South Park Bridge. These costs are assumed to begin in 2021 after the annexation of the North Highline Sliver and Triangle. The operating costs are currently in the Roads budget and the General Fund would transfer up to \$1 million per year to support these activities.
- The County has entered into an agreement with the Pacific Science Center to provide a loan of \$11.6M in 2021 which is to be repaid from deferred sales tax collections. The interest rate for the loan is 0.90% and the full repayment is anticipated by the end of 2030. The amortization schedule for the loan is shown in the table below (in millions).

Year	Principal Pmt	Interest	Total Payment	Loan Balance
2021	0.00	0.00	0.00	11.60
2022	1.35	0.10	1.45	10.25
2023	1.36	0.09	1.45	8.90
2024	1.37	0.08	1.45	7.53
2025	1.38	0.07	1.45	6.14
2026	1.39	0.06	1.45	4.75
2027	1.41	0.04	1.45	3.34
2028	1.42	0.03	1.45	1.92
2029	1.43	0.02	1.45	0.49
2030	0.49	0.00	0.49	0.00

- The 2021-2022 General Fund Financial Plan includes five new reserves for future investments: Community Navigators Reserve, Jail Diversion and Reentry Hub Reserve, Adult Diversion Program Reserve, Public Safety Alternatives Investment Reserve, and the COVID Response Reserve. The first four of these reserves are designed to set aside funding to design and implement key diversion and criminal legal system reform initiatives that will be developed in late 2020 and early 2021 and proposed in an upcoming

2019-2020 General Fund Financial Plan Footnotes

supplemental budget. The COVID Response Reserve is meant to be used to continue King County's response to the COVID crisis if federal funding is not available. Spending from this reserve will be proposed through the COVID supplemental process.

- The Risk Reserve sets aside fund balance to mitigate known and unknown risks.
- County policy requires undesignated fund balance of 6%-8% of certain revenues. Per county policy, the county will strive to maintain reserves in times of economic prosperity to offset times of declining revenue.

Parameters

Start Year	2019
End Year	2020
Fund	
Quarter	8
Include GAAP?	No
Benchmark Percentage	100

**King County Operating and Capital Funds
Q4 2020**

Report Id
Run Date
Page
Instance

GL_RPRT_084
2/23/2021 13:10
2 of 8
EREPORTS

Fund	Fund Description		2019/2020 Budget (Per EBS G/L)	Q4 2020 Actuals (Per EBS G/L)	% of Budget (100% benchmark)
000000010	CURRENT EXPENSE SUB-FUND	Expense	\$ 2,003,208,198	\$ 1,911,657,536	95.4%
		Revenue	\$ 1,932,533,305	\$ 1,934,886,804	100.1%
000000016	INMATE WELFARE FUND	Expense	\$ 2,737,893	\$ 2,686,872	98.1%
		Revenue	\$ 2,171,440	\$ 1,846,676	85.0%
000001030	COUNTY ROAD FUND	Expense	\$ 249,105,809	\$ 237,985,647	95.5%
		Revenue	\$ 231,462,804	\$ 231,634,327	100.1%
000001040	SW POST CLOSURE LF MAINT	Expense	\$ 3,881,632	\$ 3,475,195	89.5%
		Revenue	\$ 3,007,500	\$ 2,444,907	81.3%
000001060	VETERANS RELIEF	Expense	\$ 6,516,104	\$ 6,454,236	99.1%
		Revenue	\$ 6,446,659	\$ 6,484,691	100.6%
000001070	DEVELOPMENTAL DISABILITY	Expense	\$ 113,302,377	\$ 95,662,231	84.4%
		Revenue	\$ 110,485,025	\$ 97,650,330	88.4%
000001080	DCHS ADMINISTRATION	Expense	\$ 17,727,639	\$ 17,524,523	98.9%
		Revenue	\$ 17,460,648	\$ 17,818,445	102.0%
000001090	RECORDER'S O & M FUND	Expense	\$ 3,952,404	\$ 3,180,041	80.5%
		Revenue	\$ 3,543,652	\$ 3,950,326	111.5%
000001110	EMERGENCY TELEPHONE E911	Expense	\$ 58,596,622	\$ 40,607,580	69.3%
		Revenue	\$ 49,434,880	\$ 51,442,702	104.1%
000001120	BEHAVIORAL HEALTH	Expense	\$ 692,027,793	\$ 606,477,140	87.6%
		Revenue	\$ 661,134,526	\$ 553,122,210	83.7%
000001135	MIDD	Expense	\$ 159,850,994	\$ 140,377,588	87.8%
		Revenue	\$ 145,841,753	\$ 132,287,082	90.7%
000001143	VETERANS SENIORS & HUMAN SERVICES L	Expense	\$ 112,968,981	\$ 105,546,130	93.4%
		Revenue	\$ 114,642,621	\$ 115,819,814	101.0%
000001170	ARTS & CULTURAL DEV FUND	Expense	\$ 31,752,240	\$ 18,983,001	59.8%
		Revenue	\$ 31,752,240	\$ 18,873,234	59.4%
000001172	2016 LTGO TAXABLE BONDS FOR CDA BLD	Expense	\$ 0	\$ 126	
		Revenue	\$ 0	\$ -85,918	
000001180	LODGING TAX FUND	Expense	\$ 29,000,000	\$ 15,258,933	52.6%
		Revenue	\$ 29,000,000	\$ 7,982,171	27.5%
000001190	EMERGENCY MEDICAL SERVICE	Expense	\$ 191,077,423	\$ 164,940,356	86.3%
		Revenue	\$ 178,645,200	\$ 182,586,494	102.2%
000001200	TREASURERS O & M	Expense	\$ 0	\$ 585,972	
		Revenue	\$ 0	\$ 990,194	
000001210	SHARED SERVICES FUND	Expense	\$ 75,430,707	\$ 69,324,227	91.9%
		Revenue	\$ 74,619,687	\$ 69,611,695	93.3%
000001211	SURFACE WATER MGT FUND	Expense	\$ 83,888,173	\$ 80,282,618	95.7%
		Revenue	\$ 86,569,327	\$ 86,814,608	100.3%
000001220	AUTO FINGERPRINT IDENT FD	Expense	\$ 50,863,161	\$ 46,043,287	90.5%
		Revenue	\$ 42,239,694	\$ 43,761,467	103.6%
000001280	LOCAL HAZARDOUS WASTE FD	Expense	\$ 41,743,839	\$ 35,307,354	84.6%
		Revenue	\$ 35,708,488	\$ 35,261,411	98.7%

**King County Operating and Capital Funds
Q4 2020**

Report Id
Run Date
Page
Instance

GL_RPRT_084
2/23/2021 13:10
3 of 8
EREPORTS

Fund	Fund Description		2019/2020 Budget (Per EBS G/L)	Q4 2020 Actuals (Per EBS G/L)	% of Budget (100% benchmark)
000001290	YTH AMATEUR SPRTS FUND	Expense Revenue	\$ 20,264,170 \$ 8,721,260	\$ 10,982,406 \$ 6,405,793	54.2% 73.5%
000001292	2018 GO BONDS YTH SPORTS FACILITY G	Expense Revenue	\$ 0 \$ 0	\$ 606,125 \$ 106,839	
000001311	NOXIOUS WEED CONTROL	Expense Revenue	\$ 9,028,580 \$ 8,232,275	\$ 7,138,280 \$ 8,221,250	79.1% 99.9%
000001340	PERMITTING DIVISION FUND	Expense Revenue	\$ 30,590,769 \$ 30,381,000	\$ 28,589,516 \$ 26,342,054	93.5% 86.7%
000001341	CODE COMPLIANCE AND ABATEMENT FUND	Expense Revenue	\$ 598,373 \$ 600,000	\$ 537,889 \$ 708,832	89.9% 118.1%
000001346	DPER GENERAL PUBLIC SERVICES	Expense Revenue	\$ 4,680,045 \$ 4,551,294	\$ 4,612,950 \$ 4,566,319	98.6% 100.3%
000001350	DEPT OF LOCAL SERVICES	Expense Revenue	\$ 12,460,594 \$ 12,455,599	\$ 11,166,270 \$ 11,873,688	89.6% 95.3%
000001381	PRKS TRUST & CONTRIBUTION	Revenue	\$ 0	\$ 1,030	
000001396	RISK ABATEMENT/2006 FUND	Expense Revenue	\$ 548,160 \$ 0	\$ 218,429 \$ 4,600,523	39.8%
000001411	RAINY DAY RESERVE FUND	Revenue	\$ 0	\$ 923,896	
000001415	PARKING FACILITIES	Expense Revenue	\$ 8,871,272 \$ 9,099,684	\$ 6,381,858 \$ 9,722,498	71.9% 106.8%
000001421	COMMUNITY SERVICES OPERATING FUND	Expense Revenue	\$ 58,941,067 \$ 58,863,329	\$ 50,208,511 \$ 50,804,312	85.2% 86.3%
000001431	ANIMAL SERVICES FND	Expense Revenue	\$ 15,457,987 \$ 14,978,513	\$ 14,459,668 \$ 14,790,950	93.5% 98.7%
000001432	ANIMAL BEQUEST FND	Expense Revenue	\$ 380,000 \$ 280,000	\$ 379,927 \$ 1,425,319	100.0% 509.0%
000001451	PARKS OPERATING LEVY	Expense Revenue	\$ 102,475,838 \$ 99,024,481	\$ 87,334,923 \$ 91,798,509	85.2% 92.7%
000001452	OS TRAILS & ZOO LEVY SUBF	Revenue	\$ 0	\$ 10,666	
000001453	PARKS OPEN SPACE AND TRAILS LEVY	Expense Revenue	\$ 79,655,787 \$ 77,274,987	\$ 40,897,862 \$ 39,597,301	51.3% 51.2%
000001454	PARKS REC TRAILS OPEN SPACE LEVY	Expense Revenue	\$ 114,703,034 \$ 114,703,035	\$ 70,815,816 \$ 72,182,948	61.7% 62.9%
000001471	HISTORCL PRSRVTN & H PRGM	Expense Revenue	\$ 1,269,858 \$ 1,084,315	\$ 1,162,577 \$ 1,592,446	91.6% 146.9%
000001480	BEST STARTS FOR KIDS LEVY	Expense Revenue	\$ 204,973,543 \$ 141,483,968	\$ 183,414,145 \$ 143,705,308	89.5% 101.6%
000001490	PUGET SOUND TAXPAYER ACCOUNTABILITY	Expense Revenue	\$ 6,916,000 \$ 6,916,000	\$ 1,955,171 \$ 4,808,110	28.3% 69.5%
000001511	PUGET SOUND EMERGENCY RADIO NETWORK	Expense Revenue	\$ 67,317,031 \$ 65,367,648	\$ 66,676,395 \$ 66,176,750	99.0% 101.2%
000001561	KC FLD CNTRL OPR CONTRACT	Expense Revenue	\$ 243,295,830 \$ 243,295,830	\$ 20,543,414 \$ 20,633,831	8.4% 8.5%

**King County Operating and Capital Funds
Q4 2020**

Report Id
Run Date
Page
Instance

GL_RPRT_084
2/23/2021 13:10
4 of 8
EREPORTS

Fund	Fund Description		2019/2020 Budget (Per EBS G/L)	Q4 2020 Actuals (Per EBS G/L)	% of Budget (100% benchmark)
000001600	DEPT OF NATURAL RESOURCES AND PARKS	Expense	\$ 16,151,086	\$ 15,479,192	95.8%
		Revenue	\$ 15,927,182	\$ 16,238,353	102.0%
000001800	PUBLIC HEALTH	Expense	\$ 540,502,220	\$ 485,066,396	89.7%
		Revenue	\$ 540,681,483	\$ 503,599,760	93.1%
000001820	INTERCOUNTY RIVER IMPROV	Expense	\$ 135,396	\$ 92,328	68.2%
		Revenue	\$ 105,000	\$ 93,986	89.5%
000001850	ENVIRONMENTAL HEALTH FUND	Expense	\$ 66,530,740	\$ 59,873,232	90.0%
		Revenue	\$ 61,593,985	\$ 56,942,247	92.4%
000001890	PUBLIC HEALTH ADMINISTRATION FUND	Expense	\$ 33,120,816	\$ 31,920,150	96.4%
		Revenue	\$ 33,120,816	\$ 31,920,099	96.4%
000002140	GRANTS FUND	Expense	\$ 62,003,727	\$ 39,746,258	64.1%
		Revenue	\$ 61,993,727	\$ 38,184,986	61.6%
000002141	GRANTS SUBFUND COVID-19	Revenue	\$ 0	\$ 40,683,343	
000002240	EMPLOYMENT & EDUCATN RESOURCES FD	Expense	\$ 37,624,978	\$ 35,283,621	93.8%
		Revenue	\$ 37,441,005	\$ 36,244,687	96.8%
000002460	FED HOUSNG & COMM DEV FND	Expense	\$ 376,509,238	\$ 265,980,657	70.6%
		Revenue	\$ 310,495,093	\$ 248,392,417	80.0%
000002462	CDBG GREENBRIDGE LN REPAY	Expense	\$ 0	\$ 516,664	
		Revenue	\$ 0	\$ 518,740	
000003151	CONSERV FUTURES SUB-FUND	Expense	\$ 0	\$ 54,946,036	
		Revenue	\$ 0	\$ 56,804,186	
000003154	GO BONDS CONSERVATION SUBFUND	Revenue	\$ 0	\$ 8,049	
000003160	FMD-PARKS,REC,OPEN SPACE	Expense	\$ 0	\$ 12,716,539	
		Revenue	\$ 0	\$ 13,637,657	
000003161	PARKS BOND 3160 SUB	Revenue	\$ 0	\$ 24,499,713	
000003170	E 911 CAPITAL FUND	Expense	\$ 0	\$ 3,616,313	
		Revenue	\$ 0	\$ 225,995	
000003230	DPH TECHNOLOGY CAPITAL FUND	Expense	\$ 0	\$ 211,113	
		Revenue	\$ 0	\$ 2,465,530	
000003240	DCHS TECHNOLOGY CAPITAL FUND	Expense	\$ 0	\$ 6,851,327	
		Revenue	\$ 0	\$ 6,970,850	
000003250	DES TECHNOLOGY FUND	Expense	\$ 0	\$ 5,584,356	
		Revenue	\$ 0	\$ 5,606,820	
000003251	2019B LTGO BONDS - DES SUBFND	Revenue	\$ 0	\$ 488,182	
000003280	PSB GENERAL FUND TECHNOLOGY CAPITAL	Expense	\$ 0	\$ 3,527,921	
		Revenue	\$ 0	\$ 3,271,140	
000003281	DPD LTGO BONDS SUBFUND 2019B	Revenue	\$ 0	\$ 3,612,482	
000003292	SWM CIP NON-BOND SUBFUND	Expense	\$ 0	\$ 18,256,688	
		Revenue	\$ 0	\$ 25,626,913	
000003310	LONG-TERM LEASES	Expense	\$ 0	\$ 49,956,173	
		Revenue	\$ 0	\$ 47,161,529	
000003313	LT LEASE SALES TAX DEFERRAL	Revenue	\$ 0	\$ -87,951	

**King County Operating and Capital Funds
Q4 2020**

Report Id
Run Date
Page
Instance

GL_RPRT_084
2/23/2021 13:10
5 of 8
EREPORTS

Fund	Fund Description		2019/2020 Budget (Per EBS G/L)	Q4 2020 Actuals (Per EBS G/L)	% of Budget (100% benchmark)
000003350	YOUTH SRVS FACILTS CONST	Expense	\$ 0	\$ 51,786,580	
		Revenue	\$ 0	\$ 52,129,180	
000003361	PUGET SOUND EMERGENCY RADIO NETWORK	Expense	\$ 0	\$ 89,843,627	
		Revenue	\$ 0	\$ 67,756,179	
000003380	AIRPORT CONSTRUCTION	Expense	\$ 0	\$ 12,733,490	
		Revenue	\$ 0	\$ 21,829,102	
000003403	URBAN REFORESTATION & HBTAT RSTR	Expense	\$ 0	\$ 215,011	
		Revenue	\$ 0	\$ 24,360	
000003421	MJR MNTNCE RSRV SUB-FUND	Expense	\$ 0	\$ 33,520,547	
		Revenue	\$ 0	\$ 33,841,013	
000003425	LTGO BOND - F3421	Expense	\$ 0	\$ 2,254,894	
		Revenue	\$ 0	\$ 36,833	
000003461	REGIONAL JUST CTR PRJCTS	Expense	\$ 0	\$ 306,239	
		Revenue	\$ 0	\$ 7,107	
000003473	RADIO COMM SRVS CIP FUND	Expense	\$ 0	\$ 330,738	
		Revenue	\$ 0	\$ 1,852,221	
000003490	FMD-PARKS FACILITY REHAB	Expense	\$ 0	\$ 66,163	
		Revenue	\$ 0	\$ 70,602	
000003521	OS KC BOND FUNDED SUBFUND	Revenue	\$ 0	\$ 10,458	
000003522	OS KC NON BND FND SUBFUND	Expense	\$ 0	\$ 2,985,992	
		Revenue	\$ 0	\$ 2,939,304	
000003571	KC FLD CNTRL CAP CONTRACT	Expense	\$ 0	\$ 104,909,133	
		Revenue	\$ 0	\$ 99,828,972	
000003581	PARKS CAPITAL FUND	Expense	\$ 0	\$ 66,552,164	
		Revenue	\$ 0	\$ 99,513,732	
000003591	KC MARINE CONST	Expense	\$ 0	\$ 17,328,840	
		Revenue	\$ 0	\$ 17,314,670	
000003592	MARINE CONSTR 2018 LTGO BOND	Revenue	\$ 0	\$ -1,570,777	
000003611	WATER QUALITY CONST-UNRES	Expense	\$ 0	\$ 406,583,276	
		Revenue	\$ 0	\$ 14,524,701	
000003612	WTD INTERNALLY FINANCED PROJECTS FU	Expense	\$ 0	\$ 2,071,289	
		Revenue	\$ 0	\$ 391,224	
000003641	PUBLIC TRANS CONST-UNREST	Expense	\$ 0	\$ 216,747,187	
		Revenue	\$ 0	\$ 352,096,128	
000003642	PUBLIC TRANS REVENUE FLEET CAPITAL	Expense	\$ 0	\$ 117,013,840	
		Revenue	\$ 0	\$ 124,759,973	
000003643	TRANSIT CONSTR 2020 LTGO BOND	Revenue	\$ 0	\$ 5,556,272	
000003672	ENVIRONMENTAL RESOURCE	Expense	\$ 0	\$ 337,580	
		Revenue	\$ 0	\$ 7,600	
000003673	CRITICAL AREAS MITIGATION	Expense	\$ 0	\$ 5,844,253	
		Revenue	\$ 0	\$ 6,469,507	
000003681	REAL ESTATE EXCISE TX CAP	Expense	\$ 0	\$ 17,446,403	
		Revenue	\$ 0	\$ 17,393,999	

**King County Operating and Capital Funds
Q4 2020**

Report Id
Run Date
Page
Instance

GL_RPRT_084
2/23/2021 13:10
6 of 8
EREPORTS

Fund	Fund Description		2019/2020 Budget (Per EBS G/L)	Q4 2020 Actuals (Per EBS G/L)	% of Budget (100% benchmark)
000003682	REAL ESTATE EXCISE TX 2	Expense	\$ 0	\$ 12,335,919	
		Revenue	\$ 0	\$ 17,449,898	
000003691	TRNSF OF DEV CREDIT PROG	Expense	\$ 0	\$ 2,796,596	
		Revenue	\$ 0	\$ 8,002,505	
000003771	OIRM CAPITAL PROJECTS	Expense	\$ 0	\$ 39,801,838	
		Revenue	\$ 0	\$ 34,814,670	
000003775	2015 LTGO SERIES B - KCIT	Revenue	\$ 0	\$ -2,503,867	
000003776	2017B LTGO BOND SUB FUND - KCIT	Revenue	\$ 0	\$ -2,068,347	
000003777	2019B LTGO BOND SUB FUND - KCIT	Expense	\$ 0	\$ 168,615	
		Revenue	\$ 0	\$ 11,887,108	
000003778	2020A LTGO BOND SUB FUND - KCIT	Expense	\$ 0	\$ 28,037	
		Revenue	\$ 0	\$ 4,033,519	
000003781	ITS CAPITAL	Expense	\$ 0	\$ 15,910,490	
		Revenue	\$ 0	\$ 16,931,270	
000003791	HMC/MEI 2000 PROJECTS	Expense	\$ 0	\$ 3,482,115	
		Revenue	\$ 0	\$ 208,761	
000003810	SW CAP EQUIP REPLACEMENT	Expense	\$ 0	\$ 16,751,127	
		Revenue	\$ 0	\$ 14,610,053	
000003830	ENVIRONMENTAL RESERVE	Revenue	\$ 0	\$ 1,008,627	
000003840	FARMLAND & OPEN SPACE ACQ	Expense	\$ 0	\$ 491,949	
		Revenue	\$ 0	\$ 14,515	
000003850	RENTON MAINTENANCE FACIL	Expense	\$ 0	\$ 3,261,000	
		Revenue	\$ 0	\$ 346,557	
000003855	COUNTY ROAD MAJOR MAINTENANCE FUND	Expense	\$ 0	\$ 49,840,125	
		Revenue	\$ 0	\$ 52,975,282	
000003856	RSD SBFND 3855 2019 LTGO ENERGY EFF	Revenue	\$ 0	\$ 666,389	
000003860	COUNTY ROAD CONSTRUCTION	Expense	\$ 0	\$ 7,711,051	
		Revenue	\$ 0	\$ 2,677,714	
000003865	KING COUNTY ROAD CONSTRUCTION	Expense	\$ 0	\$ 3,382,222	
		Revenue	\$ 0	\$ 5,191,574	
000003901	SOLID WASTE CONSTRUCTION	Expense	\$ 0	\$ 12,628,616	
		Revenue	\$ 0	\$ 14,457,789	
000003908	SOLID WASTE CONSTR 2017 LTGO BND	Revenue	\$ 0	\$ -9,779,933	
000003910	LANDFILL RESERVE FUND	Expense	\$ 0	\$ 12,855,408	
		Revenue	\$ 0	\$ 33,496,954	
000003951	BLDG REPAIR/REPL SUBFUND	Expense	\$ 0	\$ 162,634,566	
		Revenue	\$ 0	\$ 133,359,878	
000003952	LTGO BOND - F3951	Expense	\$ 0	\$ 1,345,923	
		Revenue	\$ 0	\$ 235,626	
000003954	2019 LTGO SERIES B - FMD	Expense	\$ 0	\$ 159,170	
		Revenue	\$ 0	\$ 4,874,545	
000003959	2015B GO BONDS FRED FMD	Expense	\$ 0	\$ 126,780	
		Revenue	\$ 0	\$ 2,295	

**King County Operating and Capital Funds
Q4 2020**

Report Id
Run Date
Page
Instance

GL_RPRT_084
2/23/2021 13:10
7 of 8
EREPORTS

Fund	Fund Description		2019/2020 Budget (Per EBS G/L)	Q4 2020 Actuals (Per EBS G/L)	% of Budget (100% benchmark)
00000395A	2020 LTGO SERIES A - FMD	Expense Revenue	\$ 0 \$ 0	\$ 21,789,429 \$ 23,156,331	
000003961	HMC REPAIR AND REPLAC FD	Expense Revenue	\$ 0 \$ 0	\$ 30,067,312 \$ 31,197,732	
000004040	SOLID WASTE OPERATING	Expense Revenue	\$ 318,858,281 \$ 303,786,054	\$ 286,759,104 \$ 280,977,468	89.9% 92.5%
000004041	CONSTRUCTION AND DEMO PROGRAM	Expense Revenue	\$ 1,877,586 \$ 1,391,861	\$ 1,066,115 \$ 1,261,174	56.8% 90.6%
000004043	SW OPER 2017B FRED BOND	Revenue	\$ 0	\$ -86,028	
000004290	AIRPORT	Expense Revenue	\$ 63,074,081 \$ 54,391,778	\$ 61,387,782 \$ 63,123,137	97.3% 116.1%
000004501	RADIO COMM OPRNG FND	Expense Revenue	\$ 9,409,823 \$ 10,161,756	\$ 9,181,226 \$ 10,719,200	97.6% 105.5%
000004503	RCS COMMON EQPT MAINT SUB	Revenue	\$ 0	\$ 882,314	
000004531	I-NET OPERATING	Expense Revenue	\$ 6,576,283 \$ 6,874,428	\$ 5,009,699 \$ 6,898,004	76.2% 100.3%
000004551	LINK RISK FUND	Revenue	\$ 0	\$ 6,714	
000004591	MARINE OPERATING FUND	Expense Revenue	\$ 21,147,924 \$ 20,621,840	\$ 16,545,673 \$ 19,331,224	78.2% 93.7%
000004611	WATER QUALITY OPERATING	Expense Revenue	\$ 342,181,419 \$ 1,048,963,389	\$ 314,361,452 \$ 1,071,617,227	91.9% 102.2%
000004641	PUBLIC TRANSPORTATION OP	Expense Revenue	\$ 1,938,473,681 \$ 1,814,671,549	\$ 1,854,906,335 \$ 2,173,504,070	95.7% 119.8%
000004643	PUBLIC TRANS REVENUE STABILIZATION	Revenue	\$ 10,755,900	\$ 33,892,187	315.1%
000005420	SAFETY & WORKERS' COMP	Expense Revenue	\$ 77,838,148 \$ 57,392,000	\$ 64,801,283 \$ 58,316,278	83.3% 101.6%
000005441	WWTR EQ RNT&RVLVG FD	Expense Revenue	\$ 11,261,289 \$ 8,972,418	\$ 5,993,899 \$ 8,912,578	53.2% 99.3%
000005450	FINANCE & BUS OPERATIONS	Expense Revenue	\$ 72,834,507 \$ 68,609,079	\$ 69,920,867 \$ 68,915,624	96.0% 100.4%
000005457	EMPLOYEES DEF COMP ADMIN	Expense Revenue	\$ 0 \$ 0	\$ 322,600 \$ 581,665	
000005481	KING COUNTY GIS FUND	Expense Revenue	\$ 15,739,194 \$ 16,085,996	\$ 12,120,354 \$ 13,301,069	77.0% 82.7%
000005490	BUSINESS RESOURCE CENTER	Expense Revenue	\$ 41,563,043 \$ 43,518,766	\$ 39,258,805 \$ 45,613,653	94.5% 104.8%
000005500	EMPLOYEE BENEFITS PROGRAM	Expense Revenue	\$ 612,984,636 \$ 577,867,875	\$ 556,511,974 \$ 597,817,706	90.8% 103.5%
000005511	FACILITIES MANAGEMENT SUB	Expense Revenue	\$ 140,886,330 \$ 135,408,602	\$ 131,791,342 \$ 127,129,247	93.5% 93.9%
000005520	INSURANCE	Expense Revenue	\$ 85,853,991 \$ 72,262,754	\$ 70,320,432 \$ 72,318,482	81.9% 100.1%
000005531	DATA PROCESSING SERVICES	Expense Revenue	\$ 226,495,832 \$ 226,152,031	\$ 225,346,682 \$ 235,905,063	99.5% 104.3%

**King County Operating and Capital Funds
Q4 2020**

Report Id
Run Date
Page
Instance

GL_RPRT_084
2/23/2021 13:10
8 of 8
EREPORTS

Fund	Fund Description		2019/2020 Budget (Per EBS G/L)	Q4 2020 Actuals (Per EBS G/L)	% of Budget (100% benchmark)
000005550	ACCOUNTS PAYABLE REVOLVNG	Revenue	\$ 0	\$ 576	
000005570	PUBLIC WORKS EQUIP RENTAL	Expense	\$ 34,544,119	\$ 24,971,823	72.3%
		Revenue	\$ 22,832,068	\$ 21,326,237	93.4%
000005580	MOTOR POOL EQUIP RENTAL	Expense	\$ 39,786,728	\$ 25,760,325	64.7%
		Revenue	\$ 30,118,682	\$ 30,377,290	100.9%
000008400	LIMITED G O BOND REDEMPT	Expense	\$ 243,097,359	\$ 221,397,056	91.1%
		Revenue	\$ 239,062,482	\$ 225,256,090	94.2%
000008407	HUD SEC 108 LOAN REPAYMNT	Expense	\$ 577,996	\$ 516,664	89.4%
		Revenue	\$ 589,466	\$ 516,664	87.6%
000008430	PUBLIC TRANSPORTATION BONDS	Expense	\$ 24,572,181	\$ 23,333,441	95.0%
		Revenue	\$ 4,249,944	\$ 6,929,092	163.0%
000008500	UNLIMITED G O BOND REDEMP	Expense	\$ 31,714,175	\$ 31,215,075	98.4%
		Revenue	\$ 31,214,700	\$ 31,575,758	101.2%
000008920	WATER QUALITY REV BOND	Expense	\$ 701,608,266	\$ 274,822,850	39.2%
		Revenue	\$ 0	\$ 2,365,233	
000008921	WASTEWATER REVENUE BOND RESERVES	Revenue	\$ 0	\$ 5,348,459	
000008922	WASTEWATER STATE LOAN RESERVES	Revenue	\$ 0	\$ 469,491	

Q4 2020 Baseline Report

Agency: All, Fund:All, Year: 2020, Qtr: 4th Quarter, Cost Status: All, Schedule Status: All, Scope Status: All, Project: All

Project Number	Project Name	Scope Status	Schedule Status	Current Substantial Completion Date	Baseline Duration	Current Duration	Variance at Completion (VAC)	% VAC	Cost Status	Baseline Budget at Completion (BAC)	Current Estimate At Completion (EAC)	Cost Variance At Completion (CVAC)	% CVAC	Report Date
3160 FMD-PARKS,REC,OPEN SPACE - Parks and Recreation														
1122161	PKS CENTRAL MAINT FACILITY	▲	◆	7/2/2023	1,574	1,836	262	16 %	▲	\$43,613,292	\$49,634,211	\$6,020,919	13 %	Q4 2020
3292 SWM CIP NON-BOND SUBFUND - Water and Land Resources														
1117559	WLSWC FAIRWOOD 11 PIPE PHASE 2	●	◆	11/30/2022	239	1,000	761	318 %	●	\$2,344,629	\$2,344,629	\$0	0 %	Q4 2020
1123571	WLER Riverbend Restoration	●	◆	3/3/2023	1,007	1,435	428	42 %	●	\$17,617,246	\$15,290,320	(\$2,326,926)	-13 %	Q4 2020
1129505	WLSWCA D90119 PIPE REPLACEMENT	●	●	12/31/2020	258	258	0	0 %	●	\$1,688,062	\$1,688,062	\$0	0 %	Q4 2020
1132786	WLER Lones Levee Setback	●	●	10/1/2021	716	716	0	0 %	●	\$6,652,539	\$5,138,789	(\$1,513,749)	-22 %	Q4 2020
3361 PUGET SOUND EMERGENCY RADIO NETWORK CAPITAL - King County Information Technology														
1126875	PSERN Capital	●	◆	7/29/2022	2,137	2,585	448	20 %	▲	\$259,694,644	\$274,342,485	\$14,647,841	5 %	Q4 2020
3380 AIRPORT CONSTRUCTION - Airport Division														
1129947	AD EQUIPMENT SNOW SHED	◆	◆	1/1/2024	884	1,822	938	106 %	●	\$13,252,400	\$1,384,742	(\$11,867,658)	-89 %	Q4 2020
3421 MJR MNTNCE RSRV SUB-FUND - Facilities Mgmt														
1127249	DES FMD MRJC DET HVAC REPAIR	●	◆	9/4/2020	1,108	1,292	184	16 %	◆	\$2,754,379	\$4,040,501	\$1,286,122	46 %	Q4 2020
1129770	DES FMD MRCHIVES BUILDING D4010 FIRE PROTECTION SPRINKLER SYSTEM	●	◆	1/20/2021	197	576	379	192 %	●	\$1,447,358	\$1,447,361	\$3	0 %	Q4 2020
1129786	DES FMD ADMIN. BLDG. D5031 FIRE ALARM SYSTEMS	●	◆	4/12/2021	514	812	298	57 %	▲	\$1,272,568	\$1,296,475	\$23,907	1 %	Q4 2020
1130853	DES FMD MRJC DETENTION D5014 SWITCHBOARD & MOTOR CONTROL CENTERS	●	◆	12/4/2020	519	1,383	864	166 %	●	\$1,021,291	\$1,021,310	\$19	0 %	Q4 2020
1132355	DES FMD REDMOND (NE) DC WALL REPLACEMENT	●	●	7/1/2020	268	212	-56	-20 %	●	\$1,166,777	\$1,166,777	\$0	0 %	Q4 2020
1134408	DES FMD MMRF BARCLAY DEAN ROOF REPLACEMENT	●	●	11/4/2019	223	168	-55	-24 %	●	\$1,027,314	\$1,027,314	\$0	0 %	Q4 2020
1137046	DES FMD MMRF King County Correctional Facility Water Piping Replacement	●	▲	2/25/2022	556	639	83	14 %	●	\$23,500,000	\$23,500,000	\$0	0 %	Q4 2020
3571 KC FLD CNTRL CAP CONTRACT - Water and Land Resources														
1112056	WLFL8 LWR RUSSELL LEVEE SETBACK	●	◆	11/4/2022	796	1,529	733	92 %	▲	\$51,934,533	\$54,037,892	\$2,103,358	4 %	Q4 2020

Q4 2020 Baseline Report

Agency: All, Fund:All, Year: 2020, Qtr: 4th Quarter, Cost Status: All, Schedule Status: All, Scope Status: All, Project: All

Project Number	Project Name	Scope Status	Schedule Status	Current Substantial Completion Date	Baseline Duration	Current Duration	Variance at Completion (VAC)	% VAC	Cost Status	Baseline Budget at Completion (BAC)	Current Estimate At Completion (EAC)	Cost Variance At Completion (CVAC)	% CVAC	Report Date
3571 KC FLD CNTRL CAP CONTRACT - Water and Land Resources														
1129574	WLFL8 BRPS HIGH-USE ENGINES	●	●	7/1/2021	636	636	0	0 %	●	\$5,379,817	\$5,303,851	(\$75,966)	-1 %	Q4 2020
1132628	WLFL1 REINIG RD 2016 REPAIR	●	●	9/25/2020	568	568	0	0 %	●	\$5,220,119	\$5,185,163	(\$34,956)	0 %	Q4 2020
3581 PARKS CAPITAL - Parks and Recreation														
1044668	PKS M: FOOTHILLS REGIONAL TRL	◆	◆	3/15/2023	1,282	2,495	1,213	94 %	◆	\$9,319,162	\$21,000,000	\$11,680,838	125 %	Q4 2020
1114757	PKS S: SCRT TWO RIVERS SEG A	●	◆	2/26/2020	1,605	2,431	826	51 %	▲	\$4,920,185	\$5,566,980	\$646,795	13 %	Q4 2020
1124791	PKS S:ELST S SAMM SEG B	▲	◆	12/31/2023	1,704	3,105	1,401	82 %	◆	\$25,986,863	\$57,691,406	\$31,704,543	122 %	Q4 2020
1125133	PKS S: SCRT Segment C	●	●	9/30/2022	1,520	1,520	0	0 %	▲	\$12,013,180	\$12,980,923	\$967,743	8 %	Q4 2020
1129143	PKS S:ERC NE8TH STREET DEGN	●	▲	9/30/2022	1,195	1,317	122	10 %	▲	\$23,680,000	\$24,280,000	\$600,000	2 %	Q4 2020
3591 KC MARINE CONST - Marine Division														
1111718	MD SEATTLE FERRY TERMINAL	●	◆	7/30/2019	1,035	1,246	211	20 %	●	\$34,490,000	\$34,490,000	\$0	0 %	Q4 2020
1129116	MD Float Replacement Pier 50	●	◆	8/12/2019	241	525	284	117 %	▲	\$9,270,145	\$9,971,823	\$701,678	7 %	Q4 2020
3611 WATER QUALITY CONST-UNRES - Wastewater Treatment														
1038122	WTC SUNSET HEATH PS FM UPGRADE	●	◆	6/30/2021	1,813	2,269	456	25 %	◆	\$69,754,491	\$81,031,633	\$11,277,142	16 %	Q4 2020
1114382	WTC NORTH CREEK INTERCEPTOR	●	◆	2/27/2018	1,604	2,052	448	27 %	◆	\$56,590,659	\$90,519,440	\$33,928,781	59 %	Q4 2020
1116797	WTC JAM/ARC BLDG REPLACEMENT	●	●	5/10/2024	1,663	1,663	0	0 %	●	\$71,290,311	\$71,290,264	(\$47)	0 %	Q4 2020
1116800	WTC N MERCER ENATAI INT PAR	●	◆	9/30/2024	2,121	2,666	545	25 %	◆	\$116,035,624	\$150,668,712	\$34,633,088	29 %	Q4 2020
1116801	WTC LK HILLS&NW LK SAM INTCP	▲	◆	12/25/2025	1,995	3,026	1,031	51 %	●	\$119,342,432	\$119,342,431	(\$1)	0 %	Q4 2020
1117748	WTC WP INTERMEDIATE, EPS VFD & DEWATERING ENERGY	●	◆	9/25/2020	1,142	2,964	1,822	159 %	●	\$33,541,919	\$23,149,424	(\$10,392,496)	-30 %	Q4 2020
1120861	WTC MOBILE OC UNIT REPLACEMENT	▲	◆	12/31/2021	696	1,872	1,176	168 %	●	\$3,171,445	\$3,171,362	(\$83)	0 %	Q4 2020
1121402	WTC GEORGETOWN WET WEATHER TREATMENT STATION	●	▲	4/1/2022	2,141	2,173	32	1 %	●	\$260,713,113	\$241,096,022	(\$19,617,091)	-7 %	Q4 2020
1123517	WTC E FLEET MAINT FAC REPLCMNT	●	◆	4/15/2022	750	2,012	1,262	168 %	◆	\$9,999,584	\$22,260,833	\$12,261,249	122 %	Q4 2020
1123624	WTC COAL CRK SIPHON TRUNK PARA	●	▲	3/31/2027	2,432	2,738	306	12 %	●	\$132,310,569	\$130,254,159	(\$2,056,410)	-1 %	Q4 2020
1123626	WTC SP BIOGAS HEAT SYS IMPROVE	▲	◆	2/15/2023	1,410	2,136	726	51 %	●	\$59,897,304	\$22,001,720	(\$37,895,584)	-63 %	Q4 2020

Q4 2020 Baseline Report

Agency: All, Fund:All, Year: 2020, Qtr: 4th Quarter, Cost Status: All, Schedule Status: All, Scope Status: All, Project: All

Project Number	Project Name	Scope Status	Schedule Status	Current Substantial Completion Date	Baseline Duration	Current Duration	Variance at Completion (VAC)	% VAC	Cost Status	Baseline Budget at Completion (BAC)	Current Estimate At Completion (EAC)	Cost Variance At Completion (CVAC)	% CVAC	Report Date
3611 WATER QUALITY CONST-UNRES - Wastewater Treatment														
1123627	WTC WP 2ND MIX LIQ BLOWER REPL	●	●	2/5/2021	640	640	0	0 %	●	\$3,994,447	\$3,994,377	(\$70)	0 %	Q4 2020
1127489	WP PRIMARY SED ROOF STRUCTURE	▲	◆	8/30/2024	1,387	2,060	673	48 %	▲	\$37,658,373	\$43,261,832	\$5,603,459	14 %	Q4 2020
1127842	WTC INSTALL LK HILLS GENERATOR	▲	▲	10/4/2022	1,064	1,099	35	3 %	▲	\$5,386,868	\$5,463,689	\$76,821	1 %	Q4 2020
1128121	WTC BW STORAGE TANK FOAM SPRAY	●	◆	11/5/2021	470	717	247	52 %	●	\$3,114,882	\$3,114,771	(\$111)	0 %	Q4 2020
1129526	WTC WP LSG PIPING REPLACEMENT	●	●	12/31/2026	2,634	2,634	0	0 %	●	\$24,920,340	\$24,920,340	\$0	0 %	Q4 2020
1129532	WTC BW OPTIMIZE AERATION BASIN	●	●	4/21/2023	927	927	0	0 %	●	\$21,193,113	\$21,193,113	\$0	0 %	Q4 2020
1130458	WTC SP AER BASIN SAFETY ACCESS	●	◆	9/21/2021	753	1,100	347	46 %	●	\$1,710,992	\$1,710,992	\$0	0 %	Q4 2020
1130459	WTC LK UNION TUNNEL GATE MODS	●	◆	9/24/2020	564	934	370	65 %	▲	\$1,039,791	\$1,156,334	\$116,543	11 %	Q4 2020
1130937	WTC DRAWING DOCUMENT CONTROL	●	◆	8/31/2020	198	426	228	115 %	●	\$1,641,376	\$1,641,034	(\$342)	0 %	Q4 2020
1134068	WTC ALKI PERM GENERATOR	●	●	1/3/2023	931	931	0	0 %	●	\$14,812,683	\$14,812,683	\$0	0 %	Q4 2020
1134071	WTC OVATION CONT SYS UPGD	●	●	12/31/2021	975	975	0	0 %	▲	\$15,547,968	\$16,822,762	\$1,274,794	8 %	Q4 2020
1134166	Conveyance Station Operational Improvements	●	◆	10/20/2020	168	371	203	120 %	●	\$1,357,025	\$1,224,151	(\$132,874)	-9 %	Q4 2020
1134301	WTC PIMS REPLACEMENT	●	◆	7/29/2021	371	758	387	104 %	●	\$1,844,892	\$1,844,175	(\$717)	0 %	Q4 2020
1134813	WTC SP ODOR MOD AT DAFT AREAS	●	◆	9/22/2021	639	736	97	15 %	●	\$2,655,636	\$2,646,566	(\$9,071)	0 %	Q4 2020
1136470	WTC LOOP BIOSOLDS COMP PLT SP	●	◆	6/21/2022	657	917	260	39 %	●	\$3,325,571	\$3,325,571	\$0	0 %	Q4 2020
1136471	WTC DECOMMISSION SP FUEL CELPP	●	◆	8/31/2021	352	560	208	59 %	●	\$1,323,892	\$1,323,892	\$0	0 %	Q4 2020
1136747	WTC PS LEVEL CONTROL IMPROVE	●	◆	10/28/2020	269	449	180	66 %	●	\$1,590,170	\$1,588,259	(\$1,911)	0 %	Q4 2020
1136876	WTC MEDINA PS MCC & GEN REPLC	●	●	9/27/2022	727	728	1	0 %	●	\$6,099,314	\$6,099,314	\$0	0 %	Q4 2020
1137181	WTC RCH B PS MCC & SWITCH REPL	●	◆	9/26/2022	769	902	133	17 %	▲	\$6,492,547	\$6,493,426	\$879	0 %	Q4 2020
1137329	WTC CARKEEK CSO DECHOLR MOD	●	●	10/21/2022	745	745	0	0 %	●	\$1,953,306	\$1,953,306	\$0	0 %	Q4 2020
1137751	SP Essential Services Standby Generator Replacement	●	▲	6/22/2022	616	645	29	4 %	●	\$2,211,228	\$2,211,228	\$0	0 %	Q4 2020
1138543	WTC SYS-WIDE ARCH FLASH ASSMT	●	●	9/30/2023	1,256	705	-551	-43 %	▲	\$2,490,193	\$2,513,511	\$23,318	0 %	Q4 2020
1139969	Environmental Lab Roof Replacement	●	▲	11/1/2021	310	335	25	8 %	●	\$1,750,729	\$1,750,729	\$0	0 %	Q4 2020

Q4 2020 Baseline Report

Agency: All, Fund:All, Year: 2020, Qtr: 4th Quarter, Cost Status: All, Schedule Status: All, Scope Status: All, Project: All

Project Number	Project Name	Scope Status	Schedule Status	Current Substantial Completion Date	Baseline Duration	Current Duration	Variance at Completion (VAC)	% VAC	Cost Status	Baseline Budget at Completion (BAC)	Current Estimate At Completion (EAC)	Cost Variance At Completion (CVAC)	% CVAC	Report Date
3641 PUBLIC TRANS CONST-UNREST - Transit														
1125182	TDC ROUTE 150 OPERATIONAL IMPR	●	◆	9/23/2020	774	1,161	387	50 %	●	\$2,181,203	\$2,154,356	(\$26,847)	-1 %	Q4 2020
1125742	TDC 500KV SUB BREAKERS	■	■						■					Q4 2020
1126880	TDC RT 245 OPERATIONAL IMP	●	◆	9/23/2020	773	1,160	387	50 %	●	\$2,756,970	\$2,730,778	(\$26,192)	0 %	Q4 2020
1129510	TDC NE SEATTLE TRANSF ENV IMP	●	◆	7/31/2021	841	1,034	193	22 %	●	\$1,168,256	\$1,118,582	(\$49,674)	-4 %	Q4 2020
1132325	H LINE	●	◆	6/30/2022	1,442	1,765	323	22 %	◆	\$57,185,424	\$70,170,103	\$12,984,679	22 %	Q4 2020
1132367	TDC MONTLAKE HUB	●	◆	10/21/2020	487	751	264	54 %	●	\$4,408,525	\$4,408,525	\$0	0 %	Q4 2020
1133179	TDC MAJOR SPOT IMPR	●	◆	1/30/2022	231	838	607	262 %	●	\$2,646,006	\$2,646,006	\$0	0 %	Q4 2020
1134206	TDC DT SEATTLE LF EASTLAKE	●	●	9/29/2021	1,427	1,427	0	0 %	▲	\$18,204,971	\$18,225,148	\$20,177	0 %	Q4 2020
1134218	TDC INTERIM BASE	▲	◆	6/30/2021	629	1,064	435	69 %	●	\$40,704,595	\$40,704,595	\$0	0 %	Q4 2020
1134231	TDC NGATE LINK AND U LINK IMP	●	◆	5/30/2021	748	879	131	17 %	●	\$1,716,724	\$1,708,525	(\$8,199)	0 %	Q4 2020
1134277	TDC NRV BATTERY INFRASTR	■	■						■					Q4 2020
3673 CRITICAL AREAS MITIGATION - Water and Land Resources														
1129446	WLMR SA3 TAYLOR CREEK / CEDAR	●	●	11/29/2019	538	540	2	0 %	▲	\$3,386,401	\$3,444,283	\$57,882	1 %	Q4 2020
3850 RENTON MAINTENANCE FACIL - Roads Services Division														
1127273	RSD FAILED ENV & HVAC REHAB	●	●	12/31/2021	1,716	1,716	0	0 %	▲	\$6,216,230	\$6,297,025	\$80,795	1 %	Q4 2020
3855 COUNTY ROAD MAJOR MAINTENANCE - Roads Services Division														
1129714	RSD NE STILLWATER HILL RD	●	●	9/24/2021	848	848	0	0 %	●	\$5,050,000	\$4,395,196	(\$654,804)	-12 %	Q4 2020
1130707	RSD FC 162 AVE SE @ SE 166 CT	●	▲	11/6/2020	905	952	47	5 %	◆	\$2,542,600	\$3,208,029	\$665,429	26 %	Q4 2020
1130710	RSD WLFL9 Charlie Jones DS Culvert	●	●	10/29/2021	416	416	0	0 %	●	\$1,001,250	\$1,001,250	\$0	0 %	Q4 2020
1135046	RSD MAINT HDQTRS BLDG D REHAB	●	●	12/31/2021	1,663	1,663	0	0 %	●	\$1,800,000	\$1,730,000	(\$70,000)	-3 %	Q4 2020
1135997	RSD COAL CREEK BRG 3035A REPL	●	●	2/28/2022	467	467	0	0 %	●	\$6,618,684	\$6,618,684	\$0	0 %	Q4 2020
1136001	RSD 277TH ST BRG 3126 REPL	●	●	11/9/2021	326	326	0	0 %	●	\$2,555,641	\$2,555,641	\$0	0 %	Q4 2020
1136085	RSD 2019-20 GUARDRAIL PRESRVTN	●	▲	7/30/2021	560	620	60	10 %	●	\$4,520,001	\$4,074,383	(\$445,618)	-9 %	Q4 2020
1136352	RSD 2019 CNTYWDE PAVE PRES	●	●	7/2/2020	537	440	-97	-18 %	●	\$3,067,000	\$3,067,000	\$0	0 %	Q4 2020
1137862	RSD 2020 HGH FRCTN SFC TRTMT	●	●	8/23/2021	335	335	0	0 %	●	\$3,139,019	\$3,139,019	\$0	0 %	Q4 2020

Q4 2020 Baseline Report

Agency: All, Fund:All, Year: 2020, Qtr: 4th Quarter, Cost Status: All, Schedule Status: All, Scope Status: All, Project: All

Project Number	Project Name	Scope Status	Schedule Status	Current Substantial Completion Date	Baseline Duration	Current Duration	Variance at Completion (VAC)	% VAC	Cost Status	Baseline Budget at Completion (BAC)	Current Estimate At Completion (EAC)	Cost Variance At Completion (CVAC)	% CVAC	Report Date
3855 COUNTY ROAD MAJOR MAINTENANCE - Roads Services Division														
1137996	RSD 2020 CNTYWDE PAVE PRES	●	●	9/30/2021	553	553	0	0 %	●	\$4,444,264	\$4,444,264	\$0	0 %	Q4 2020
3865 KING COUNTY ROAD CONSTRUCTION - Roads Services Division														
1129595	RSD OLD CASCADE/MILLER BR WEST	●	◆	11/10/2021	748	1,422	674	90 %	●	\$2,300,000	\$2,262,789	(\$37,211)	-1 %	Q4 2020
1129596	RSD OLD CASCADE/MILLER BR EAST	●	◆	11/10/2021	748	1,420	672	89 %	●	\$2,750,000	\$2,706,311	(\$43,689)	-1 %	Q4 2020
1129599	RSD RENTON AVE PH III SIDEWALK	●	◆	8/18/2022	962	1,371	409	42 %	●	\$3,400,000	\$2,834,671	(\$565,329)	-16 %	Q4 2020
1134081	RSD REDMOND RIDGE DR NE RNDABT	●	◆	10/19/2021	529	713	184	34 %	●	\$1,380,000	\$1,361,544	(\$18,456)	-1 %	Q4 2020
1136084	RSD 2019-20 NEW GRDRAIL CONST	●	▲	1/20/2021	518	569	51	9 %	▲	\$1,045,000	\$1,077,458	\$32,458	3 %	Q4 2020
3901 SOLID WASTE CONSTRUCTION - Solid Waste														
1033497	SW SOUTH COUNTY RECYCLING & TS	●	▲	8/19/2024	1,438	1,489	51	3 %	●	\$144,383,178	\$144,383,178	\$0	0 %	Q4 2020
3910 LANDFILL RESERVE - Solid Waste														
1133924	SW CHRLF NFS ELECTRICAL	●	●	12/7/2021	406	406	0	0 %	●	\$3,977,578	\$3,977,578	\$0	0 %	Q4 2020
3951 BLDG REPAIR/REPL SUBFUND - Facilities Mgmt														
1117106	DES FMD CHILD/FAM JUSTICE CTR	●	▲	9/24/2020	1,963	2,025	62	3 %	▲	\$211,955,000	\$241,849,100	\$29,894,100	14 %	Q4 2020
1122048	DES FMD AFIS PROPERTY MANAGEMENT UNIT PLANNING	●	◆	3/6/2020	506	1,012	506	100 %	●	\$9,798,961	\$9,798,961	\$0	0 %	Q4 2020
1132306	DES FMD KCIT RADIO IN-BUILDING CONVERSION	●	◆	7/23/2021	555	1,011	456	82 %	◆	\$3,237,943	\$4,124,833	\$886,890	27 %	Q4 2020
1132641	DES FMD ARCHIVES BLDG TI'S	●	◆	1/25/2021	99	581	482	486 %	◆	\$1,556,137	\$2,111,424	\$555,287	35 %	Q4 2020
1133706	DES FMD AFIS KCCH TO BLCKRIVER	●	◆	1/29/2021	273	683	410	150 %	●	\$2,672,610	\$2,672,610	\$0	0 %	Q4 2020

Q4 2020 Baseline Detail Report

Agency: All, Fund: All, Year: 2020, Qtr: 4th Quarter, MPA Only: Yes, Project: All

1126875 PSERN Capital STANDALONE

Target Baseline Date	02/08/2018
Actual Baseline Date	02/09/2018
Council District(s)	1, 2, 3, 4, 5, 6, 7, 8, 9
Department	INFORMATION TECHNOLOGY
Agency	King County Information Technology
Contact	David Mendel
MPA Reporting	Yes - Reporting Required
Publish Quarter	Q4 2020



Last updated by KC\wood on 1/27/2021 10:36:09 AM

Current Schedule and Costs						
Phase	Start	End	Status	Current Estimate At Completion (EAC)	ITD Actuals thru DEC-2020	ITD Budget thru DEC-2020
1 Planning			N/A	\$0	(\$18,536)	\$0
2 Preliminary Design			N/A	\$0	\$328,649	\$0
3 Final Design	7/1/2015	9/15/2017	Completed	\$21,161,470	\$23,112,890	\$20,052,985
4 Implementation	9/18/2017	12/28/2022	In Progress	\$239,875,525	\$118,928,077	\$240,984,010
5 Closeout	12/29/2022	12/31/2023	Not Started	\$13,305,490	\$0	\$0
6 Acquisition			Not Started	\$0	\$325,575	\$0
Total				\$274,342,485	\$142,676,654	\$261,036,995

Current Substantial Completion

Baseline Schedule and Costs			
Phase	Start	End	Baseline Budget At Completion (BAC)
1 Planning			\$0
2 Preliminary Design			\$0
3 Final Design	7/1/2015	9/15/2017	\$20,052,985
4 Implementation	9/18/2017	5/7/2021	\$232,522,006
5 Closeout	5/10/2021	12/30/2022	\$7,119,653
6 Acquisition			\$0
Total			\$259,694,644

Baseline Substantial Completion

Scope ● Green

Q4 2020 Baseline Detail Report

Agency: All, Fund: All, Year: 2020, Qtr: 4th Quarter, MPA Only: Yes, Project: All

1126875 PSERN Capital STANDALONE

Scope Variance Comment

Current Scope

The Puget Sound Emergency Radio Network (PSERN) project will replace the existing land mobile radio system by implementing a cost effective network using state of the art technology that meets the high standards and requirements of multi-jurisdictional critical life safety responders and general governmental users throughout King County.

Scope includes construction of radio sites, network design, implementation of electronic equipment, system testing, training for end users, removal of KCERCS equipment and deployment of end user devices.

In 2019 the Joint Board approved adding 3 additional sites (King 5 - Motorola, Interurban Hotel - Motorola, Renton City Hall - PSERN), and two sites will be modified (Bellevue City Hall-PSERN and Northeast - PSERN) to increase the on-street coverage that enhances the coverage inside buildings in the metropolitan areas.

Baseline Scope

The Puget Sound Emergency Radio Network (PSERN) project will replace the existing land mobile radio system by implementing a cost effective network using state of the art technology that meets the high standards and requirements of multi-jurisdictional critical life safety responders and general governmental users throughout King County.

Scope includes construction of radio sites, network design, implementation of electronic equipment, system testing, training for end users, removal of KCERCS equipment and deployment of end user devices.

Schedule ● Red

Schedule Variance Comment

The project is currently reporting a 13 month delay in schedule. Leasing delays incurred thus far are impacting all downstream activities.

Schedule Comparison: Baseline vs. Current


Schedule	Baseline			Current			
	Start	End	Duration	Start	End	Duration	Status
1 Planning							N/A
2 Preliminary Design							N/A
3 Final Design	7/1/2015	9/15/2017	807	7/1/2015	9/15/2017	807	Completed
4 Implementation	9/18/2017	5/7/2021	1327	9/18/2017	12/28/2022	1927	In Progress
5 Closeout	5/10/2021	12/30/2022	599	12/29/2022	12/31/2023	367	Not Started
6 Acquisition							Not Started
Substantial Completion Date	5/7/2021			7/29/2022			

Q4 2020 Baseline Detail Report

Agency: All, Fund: All, Year: 2020, Qtr: 4th Quarter, MPA Only: Yes, Project: All

1126875 PSERN Capital STANDALONE

Schedule Variance Analysis					
	Final Design Start (FDS)	Substantial Completion Date (SCD)	Duration (Days) = (SCD - FDS)	Variance at Completion (VAC) = Current Duration - Baseline Duration	% VAC = (Current Duration - Baseline Duration) / Baseline Duration
Baseline Schedule	7/1/2015	5/7/2021	2137	448	20.00 %
Current Schedule	7/1/2015	7/29/2022	2585		

Cost  Yellow

Cost Variance Comment

\$5M of the capital costs increase is due to re-characterizing the debt service costs into the capital project costs.

Cost Variance Analysis by Capital Phase					
Phase	Baseline Budget At Completion (BAC)	ITD Actuals thru DEC-2020	Current Estimate At Completion (EAC)	Cost Variance At Completions (CVAC = EAC-BAC)	% CVAC = (EAC - BAC)/BAC
1 Planning	\$0	(\$18,536)	\$0	\$0	0.00 %
2 Preliminary Design	\$0	\$328,649	\$0	\$0	0.00 %
3 Final Design	\$20,052,985	\$23,112,890	\$21,161,470	\$1,108,485	6.00 %
4 Implementation	\$232,522,006	\$118,928,077	\$239,875,525	\$7,353,519	3.00 %
5 Closeout	\$7,119,653	\$0	\$13,305,490	\$6,185,837	87.00 %
6 Acquisition	\$0	\$325,575	\$0	\$0	0.00 %
Total	\$259,694,644	\$142,676,654	\$274,342,485	\$14,647,841	5.64 %

Mandatory Phased Appropriation Reporting

MPA-1. Contracts

Q4 2020 Baseline Detail Report

Agency: All, Fund: All, Year: 2020, Qtr: 4th Quarter, MPA Only: Yes, Project: All

1126875 PSERN Capital STANDALONE

Contractor Name	Purpose	Amount	Start Date	End Date	# of Contract Changes	Contract Change Amt
Motorola Solutions Inc	Other	\$112,453,534	12/17/2014	12/14/2034	10	\$16,183,905
Summit Solutions	Construction	\$22,902,396	09/08/2017	07/24/2020	0	\$0
KPFF	Construction Management	\$2,000,000	07/06/2017	07/06/2020	0	\$0
Odelia Pacific Corporation	Design/Engineering	\$11,200,000	12/05/2014	12/05/2019	1	\$2,000,000
Mastec	Construction	\$2,500,000	11/07/2016	11/07/2018	0	\$0
Mastec	Construction	\$1,750,000	03/23/2017	03/23/2018	0	\$0
Mastec	Construction	\$2,500,000	07/22/2016	01/18/2018	0	\$0
Thermobond	Other	\$4,500,000	03/25/2016	03/29/2022	0	\$0
Valmont Structures	Other	\$4,500,000	06/01/2016	06/30/2021	0	\$0
Fire Protection Inc	Other	\$1,020,000	03/01/2017	02/28/2020	0	\$0
Steelhead	Construction	\$9,010,646	05/29/2019	11/30/2020	0	\$0
Sterling	Construction	\$1,899,147	05/29/2019	11/30/2020	0	\$0
Saybr	Construction	\$4,483,482	07/10/2019	11/30/2020	0	\$0
IMKO / TKK	Construction	\$4,668,306	09/04/2019	11/30/2020	0	\$0
Cannon	Construction	\$1,900,000	08/23/2019	11/30/2020	0	\$0
Televate	Other	\$1,409,920	04/23/2020	06/30/2022	0	\$0
	Total	\$188,697,431			11	\$18,183,905

MPA-2. Contract Change Explanation

<p>Motorola Solutions</p> <ul style="list-style-type: none"> • Change Order #1 - Changes to Project Schedule and Summary of Contract Milestones (\$0) • Change Order #2 - Changes to Schedule of Payments (\$0) • Change Order #3 - Scope of Work and Price (\$1,823,081.35) • Change Order #4 - Scope of Work and Price (\$1,057,892.95) • Change Order #5 - Scope of Work and Price (\$2,584,281.76) • Change Order #6 - Price List - Exhibit 2 (\$0) • Change Order #7 - Adjust counts of MSI control stations and consolettes (\$247,902.55) • Change Order #8 - Dispatch center console additions, enhanced on street coverage to benefit in-building coverage, site development changes (\$8,380,528.33) • Change Order #9 - Fuel spill containment @ Vashon (\$59,956.40) • Change Order #10 - Control Station and Subscriber Equipment and Software (\$2,010,261.23) • Change Order #11 - Leasing & generator costs @ IBC sites, previous credit, add. install @ 2 DC's, and early equip. delivery (\$401,032) <p>Odelia Pacific</p> <p>Change Order# 5 added \$2M due to unforeseen site design changes directed by PSERN such as: sites selection challenges, permitting/engineering/infrastructure/leasing & landlord/environmental assessments challenges and complications</p>
--

MPA-3. Current Quarter's Key Activities

Q4 2020 Baseline Detail Report

Agency: All, Fund: All, Year: 2020, Qtr: 4th Quarter, MPA Only: Yes, Project: All

1126875 PSERN Capital STANDALONE

Motorola:

Milestone 2B - Install and Test Site DC Power Systems Equipment
Milestone 2C - Install and Test Microwave Equipment and Software
Milestone 2D - Install and Test Microwave Central Control Equipment and Software
Milestone 2G - FAT Land Mobile Radio System (All Sites)
Milestone 2H - Deliver System Administrator Documentation and System Programming Parameters
Milestone 2J - Develop New Sites
Milestone 2K - Install and Test LMR Central Control Equipment and Software (All Sites Serving Primary Bounded Coverage Area, Highway 410 and I-90)
Milestone 2L - Install and Test LMR Base Station Equipment and Software (All Sites Serving Primary Bounded Coverage Area and Highway 410)
Milestone 2M - Install and Test Site Alarm and Video Systems Equipment and Software (All Sites Serving Primary Bounded Coverage Area and Highway 410)
Milestone 2N- Install and Test MPLS System and Software (All Sites Serving Primary Bounded Coverage Area and Highway 410)
Milestone 2I - FCC License Applications
Milestone 2O - Install and Test DC System
Milestone 2P - Install and Test Site Backhaul System and Software (All Sites Serving I-90)
Milestone 2Q- Install and Test LMR Base Station Equipment and Software (All Sites Serving I-90)
Milestone 2R - Install and Test Site Alarm and Video Systems Equipment and Software (All Sites Serving I-90)
Milestone 2S - Install and Test Dispatch Equipment and Software, CAD Switch Interface
Milestone 2T - Install and Test Control Stations
Milestone 2U - Install and Test ISSI Integration and Tunnel Systems Integration Equipment and Software
Milestone 2V - Install and Test VHF/UHF
Milestone 2Z - Deliver and Test Additional Dispatch Consoles: 5 for SPD, 4 for NORCOM, 4 for NORCOM Back-Up, 2 for Issaquah, 2 for Bothell, 2 for Valleycom, 1 for RJC and 1 for Enumclaw
Milestone 2BB - Addition of System Technologist Services at RCECC and Work for Equipment Installations at OMF
Milestone 2W - Completion of Training for Dispatcher Train-the-Trainers
Milestone 3I - Install and Test I-90 Repeater
Milestone 4Y - Install and Test Backhaul System and Software (All Sites Serving Highway 2)
Milestone 4Z - Install and Test LMR Base Station Equipment and Software (All Sites Serving Highway 2)

MPA-4. Next Quarter's Key Activities

Q4 2020 Baseline Detail Report

Agency: All, Fund: All, Year: 2020, Qtr: 4th Quarter, MPA Only: Yes, Project: All

1126875 PSERN Capital STANDALONE

Motorola:

Milestone 2B - Install and Test Site DC Power Systems Equipment
Milestone 2C - Install and Test Microwave Equipment and Software
Milestone 2F - Factory Maintenance Training additional (Session 1 - complete)
Milestone 2I - FCC License Applications
Milestone 2K - Install and Test LMR Central Control Equipment and Software (All Sites Serving Primary Bounded Coverage Area, Highway 410 and I-90)
Milestone 2L- Install and Test LMR Base Station Equipment and Software (All Sites Serving Primary Bounded Coverage Area and Highway 410)
Milestone 2N- Install and Test MPLS System and Software (All Sites Serving Primary Bounded Coverage Area and Highway 410)
Milestone 2O - Install and Test DC System
Milestone 2P - Install and Test Site Backhaul System and Software (All Sites Serving I-90)
Milestone 2Q- Install and Test LMR Base Station Equipment and Software (All Sites Serving I-90)
Milestone 2R - Install and Test Site Alarm and Video Systems Equipment and Software (All Sites Serving I-90)
Milestone 2S - Install and Test Dispatch Equipment and Software, CAD Switch Interface
Milestone 2T - Install and Test Control Stations
Milestone 2U - Install and Test ISSI Integration and Tunnel Systems Integration Equipment and Software
Milestone 2V - Install and Test VHF/UHF
Milestone 2W - Completion of Training for Dispatcher Train-the-Trainers

Milestone 3A - System Optimization & RF Coverage Testing for Primary Bounded Area
Milestone 3I - Install and Test I-90 Repeater Backhaul System and Software
Milestone 3J - Factory Maintenance Training Session 2 and Other Training

Milestone 4Y - Install and Test Backhaul System and Software (All Sites Serving Highway 2)
Milestone 4Z - Install and Test LMR Base Station Equipment and Software (All Sites Serving Highway 2)

MPA-5. Closely Monitored Issues & Risk Summary

- Risk of delays to the project due to coronavirus outbreak
 - > Potential schedule and cost impacts to the project due to COVID-19.
- DAS/BDA transition
 - > Buildings throughout King County need to make changes to prevent interference with PSERN as well as to ensure operability in each building. The project has a role in ensuring this work is done and because of the complexity of a myriad of issues this is a very significant task.
- Site Development Delays
 - > Construction activities, equipment installation, testing activities, as well as system acceptance
 - > Snowfall can impact higher elevation sites.

Q4 2020 Baseline Detail Report

Agency: All, Fund: All, Year: 2020, Qtr: 4th Quarter, MPA Only: Yes, Project: All

1137046 DES FMD MMRF King County Correctional Facility Water Piping Replacement (DES FMD MMRF KCCF WATER PIPE)

STANDALONE

Target Baseline Date	
Actual Baseline Date	05/26/2020
Council District(s)	8
Department	EXECUTIVE SERVICES
Agency	Facilities Mgmt
Contact	Mark Batey
MPA Reporting	Yes - Reporting Required
Publish Quarter	Q4 2020

Last updated by KC\walshj on 12/3/2020 3:20:32 PM

Current Schedule and Costs						
Phase	Start	End	Status	Current Estimate At Completion (EAC)	ITD Actuals thru DEC-2020	ITD Budget thru DEC-2020
1 Planning	7/2/2019	7/2/2019	Completed	\$479,833	\$636,374	\$659,124
2 Preliminary Design	1/22/2020	5/26/2020	Completed	\$377,129	\$377,129	\$491,309
3 Final Design	5/27/2020	6/23/2020	Not Started	\$1,061,385	\$1,143,907	\$1,577,049
4 Implementation	8/21/2020	2/25/2022	In Progress	\$21,345,659	\$3,952,957	\$20,536,524
5 Closeout	2/28/2022	4/29/2022	Not Started	\$235,994	\$0	\$235,994
6 Acquisition			N/A	\$0	\$0	\$0
Total				\$23,500,000	\$6,110,367	\$23,500,000

Current Substantial Completion

Baseline Schedule and Costs			
Phase	Start	End	Baseline Budget At Completion (BAC)
1 Planning	7/2/2019	7/2/2019	\$479,833
2 Preliminary Design	9/16/2019	12/6/2019	\$377,129
3 Final Design	12/9/2019	1/31/2020	\$1,061,385
4 Implementation	2/3/2020	6/17/2021	\$21,345,659
5 Closeout	6/18/2021	10/7/2021	\$235,994
6 Acquisition			\$0
Total			\$23,500,000

Baseline Substantial Completion

Scope  Green

Q4 2020 Baseline Detail Report

Agency: All, Fund: All, Year: 2020, Qtr: 4th Quarter, MPA Only: Yes, Project: All

1137046 DES FMD MMRF King County Correctional Facility Water Piping Replacement (DES FMD MMRF KCCF WATER PIPE)

STANDALONE

Scope Variance Comment

Current Scope

Project 1137046 – DES FMD MMR KCCF Water Pipe Replacement
This project will replace the potable hot and cold water piping in the King County Correctional Facility.

Baseline Scope

Project 1137046 – DES FMD MMR KCCF Water Pipe Replacement
This project will replace the potable hot and cold water piping in the King County Correctional Facility.

Schedule  Yellow

Schedule Variance Comment

Contractor construction schedule durations were finalized in September of 2020 after a July 2020 resolution of DAJD escort staffing arrangements were established. Both of these steps occurred after the baseline was set in May of 2020 and caused adjustments to the schedule.

Schedule Comparison: Baseline vs. Current

Schedule	Baseline			Current			
	Start	End	Duration	Start	End	Duration	Status
1 Planning	7/2/2019	7/2/2019	0	7/2/2019	7/2/2019	0	Completed
2 Preliminary Design	9/16/2019	12/6/2019	81	1/22/2020	5/26/2020	125	Completed
3 Final Design	12/9/2019	1/31/2020	53	5/27/2020	6/23/2020	27	Not Started
4 Implementation	2/3/2020	6/17/2021	500	8/21/2020	2/25/2022	553	In Progress
5 Closeout	6/18/2021	10/7/2021	111	2/28/2022	4/29/2022	60	Not Started
6 Acquisition							N/A
Substantial Completion Date	6/17/2021			2/25/2022			

Schedule Variance Analysis

	Final Design Start (FDS)	Substantial Completion Date (SCD)	Duration (Days) = (SCD - FDS)	Variance at Completion (VAC) = Current Duration - Baseline Duration	% VAC = (Current Duration - Baseline Duration) / Baseline Duration
Baseline Schedule	12/9/2019	6/17/2021	556	83	14.00 %
Current Schedule	5/27/2020	2/25/2022	639		

Cost  Green

Q4 2020 Baseline Detail Report

Agency: All, Fund: All, Year: 2020, Qtr: 4th Quarter, MPA Only: Yes, Project: All

1137046 DES FMD MMRF King County Correctional Facility Water Piping Replacement (DES FMD MMRF KCCF WATER PIPE)

STANDALONE

Cost Variance Comment

Cost Variance Analysis by Capital Phase

Phase	Baseline Budget At Completion (BAC)	ITD Actuals thru DEC-2020	Current Estimate At Completion (EAC)	Cost Variance At Completions (CVAC = EAC-BAC)	% CVAC = (EAC - BAC)/BAC
1 Planning	\$479,833	\$636,374	\$479,833	\$0	0.00 %
2 Preliminary Design	\$377,129	\$377,129	\$377,129	\$0	0.00 %
3 Final Design	\$1,061,385	\$1,143,907	\$1,061,385	\$0	0.00 %
4 Implementation	\$21,345,659	\$3,952,957	\$21,345,659	\$0	0.00 %
5 Closeout	\$235,994	\$0	\$235,994	\$0	0.00 %
6 Acquisition	\$0	\$0	\$0	\$0	0.00 %
Total	\$23,500,000	\$6,110,367	\$23,500,000	\$0	0.00 %

Mandatory Phased Appropriation Reporting

MPA-1. Contracts

Contractor Name	Purpose	Amount	Start Date	End Date	# of Contract Changes	Contract Change Amt
DLR Group	Design/Engineering	\$2,500,000	09/25/2019	06/01/2022	0	\$0
OAC Services	Construction Management	\$2,000,000	10/04/2019	06/01/2022	0	\$0
University Mechanical	Construction	\$15,480,000	01/29/2020	08/17/2022	0	\$0
Shinn Mechanical	Other	\$5,000,000	07/01/2019	07/01/2022	0	\$0
	Total	\$24,980,000			0	\$0

MPA-2. Contract Change Explanation

No Changes

MPA-3. Current Quarter's Key Activities

Construction work plans, Site Safety plans, coordination of onsite activities/shutdowns, submittals, crew background checks, and shop fabrication tickets were the primary efforts this quarter to prepare for construction activities onsite starting 10/19/2020.

MPA-4. Next Quarter's Key Activities

Construction kick-off to start next quarter on 10/19 with each shift consisting of a critical shutdown to install an entire riser that services occupied tanks/cells. Coordination with DAJD and Operations critical component to mitigating impact as much as possible. Majority of risers from L7 thru L11 in the South, East and North wings will be completed. Planning activities will continue taking place for the L6 mechanical room and horizontal branch outs on the lower levels.

Q4 2020 Baseline Detail Report

Agency: All, Fund: All, Year: 2020, Qtr: 4th Quarter, MPA Only: Yes, Project: All

1137046 DES FMD MMRF King County Correctional Facility Water Piping Replacement (DES FMD MMRF KCCF WATER PIPE)

STANDALONE

MPA-5. Closely Monitored Issues & Risk Summary

Potential claims by the Contractor. Potential impacts due to the on-going litigation.

Q4 2020 Baseline Detail Report

Agency: All, Fund: All, Year: 2020, Qtr: 4th Quarter, MPA Only: Yes, Project: All

1114757 PKS S: SCRT TWO RIVERS SEG A PKS SOUTH COUNTY REGIONAL TRA

Target Baseline Date	04/27/2016
Actual Baseline Date	07/28/2016
Council District(s)	5
Department	NATURAL RESOURCES AND PARKS
Agency	Parks and Recreation
Contact	David Shaw
MPA Reporting	Yes - Reporting Required
Publish Quarter	Q4 2020



Last updated by KC\amarkee on 1/29/2021 8:21:07 AM

Current Schedule and Costs						
Phase	Start	End	Status	Current Estimate At Completion (EAC)	ITD Actuals thru DEC-2020	ITD Budget thru DEC-2020
1 Planning	6/4/2008	6/29/2009	Completed	\$34,433	\$46,913	\$0
2 Preliminary Design	9/3/2010	6/28/2013	Completed	\$290,338	\$290,338	\$0
3 Final Design	7/1/2013	4/1/2019	Completed	\$1,010,557	\$1,010,557	\$505,001
4 Implementation	4/2/2019	6/1/2021	In Progress	\$4,100,000	\$3,839,252	\$1
5 Closeout	6/1/2021	9/1/2021	In Progress	\$64,813	\$14,718	\$1
6 Acquisition	7/1/2013	8/31/2018	Completed	\$66,839	\$66,839	\$1
Total				\$5,566,980	\$5,268,618	\$505,004

Current Substantial Completion

Baseline Schedule and Costs			
Phase	Start	End	Baseline Budget At Completion (BAC)
1 Planning	6/4/2008	6/29/2009	\$0
2 Preliminary Design	9/3/2010	6/28/2013	\$358,750
3 Final Design	7/1/2013	6/30/2017	\$791,103
4 Implementation	7/1/2017	12/31/2017	\$3,636,769
5 Closeout	1/2/2018	5/2/2019	\$24,813
6 Acquisition	7/1/2013	6/30/2017	\$108,750
Total			\$4,920,185

Baseline Substantial Completion

Scope ● Green

Q4 2020 Baseline Detail Report

Agency: All, Fund: All, Year: 2020, Qtr: 4th Quarter, MPA Only: Yes, Project: All

1114757 PKS S: SCRT TWO RIVERS SEG A PKS SOUTH COUNTY REGIONAL TRA

Scope Variance Comment

Current Scope

The project will construct a segment of the Lake to Sound Trail from Naches Avenue SW in the City of Renton to the Green River Trail near Fort Dent Park in the City of Tukwila. Segment A of the Trail will be 1.2 miles in length and will include the construction of a 12-foot-wide, paved, non-motorized shared use path with 2-foot-wide gravel shoulders. The project will also make improvements to Monster Road including a pedestrian crossing with a high intensity activated flashing (HAWK) light and a new pedestrian bridge over the Black River. The project will include necessary drainage and driveway crossings. Funding for this segment comes from KC Parks levies, grants from the Federal Highway Administration (FHWA), a State grant from RCO as well as local contributions from the cities Renton and Tukwila.

Baseline Scope

The project will construct 1.2 miles of trail in Renton's Black River Forest. It connects to the Green River Trail at Tukwila's Ft. Dent Park.

Schedule Red

Schedule Variance Comment

This project must be constructed during a specific habitat window (July through December). The delay in approval of the State capital budget in 2017 delayed the award of a \$500,000 RCO (State Recreation and Conservation Office) grant for this project, impacting the project schedule. Interagency Agreements (ILA) were needed with the Cities of Renton and Tukwila for the project. Extended negotiations of the terms of the ILA with the City of Renton through 2017 and 2018 extended the project schedule. ILAs for both cities have been fully executed and construction is currently under way. The main components of construction were completed in February, 2020 and final plant material installed in June, 2020. The Implementation Phase will be in progress until June 2021 due to the 12-month plant establishment period (PSIPE).

Schedule Comparison: Baseline vs. Current

Schedule	Baseline			Current			
	Start	End	Duration	Start	End	Duration	Status
1 Planning	6/4/2008	6/29/2009	390	6/4/2008	6/29/2009	390	Completed
2 Preliminary Design	9/3/2010	6/28/2013	1029	9/3/2010	6/28/2013	1029	Completed
3 Final Design	7/1/2013	6/30/2017	1460	7/1/2013	4/1/2019	2100	Completed
4 Implementation	7/1/2017	12/31/2017	183	4/2/2019	6/1/2021	791	In Progress
5 Closeout	1/2/2018	5/2/2019	485	6/1/2021	9/1/2021	92	In Progress
6 Acquisition	7/1/2013	6/30/2017	1460	7/1/2013	8/31/2018	1887	Completed
Substantial Completion Date	11/22/2017			2/26/2020			

Schedule Variance Analysis

	Final Design Start (FDS)	Substantial Completion Date (SCD)	Duration (Days) = (SCD - FDS)	Variance at Completion (VAC) = Current Duration - Baseline Duration	% VAC = (Current Duration - Baseline Duration) / Baseline Duration
Baseline Schedule	7/1/2013	11/22/2017	1605	826	51.00 %
Current Schedule	7/1/2013	2/26/2020	2431		

Q4 2020 Baseline Detail Report

Agency: All, Fund: All, Year: 2020, Qtr: 4th Quarter, MPA Only: Yes, Project: All

1114757 PKS S: SCRT TWO RIVERS SEG A PKS SOUTH COUNTY REGIONAL TRA

Cost  Yellow

Cost Variance Comment

Construction estimate has increased due to delay and bid climate.

Cost Variance Analysis by Capital Phase

Phase	Baseline Budget At Completion (BAC)	ITD Actuals thru DEC-2020	Current Estimate At Completion (EAC)	Cost Variance At Completions (CVAC = EAC-BAC)	% CVAC = (EAC - BAC)/BAC
1 Planning	\$0	\$46,913	\$34,433	\$34,433	0.00 %
2 Preliminary Design	\$358,750	\$290,338	\$290,338	(\$68,412)	-19.00 %
3 Final Design	\$791,103	\$1,010,557	\$1,010,557	\$219,454	28.00 %
4 Implementation	\$3,636,769	\$3,839,252	\$4,100,000	\$463,231	13.00 %
5 Closeout	\$24,813	\$14,718	\$64,813	\$40,000	161.00 %
6 Acquisition	\$108,750	\$66,839	\$66,839	(\$41,911)	-39.00 %
Total	\$4,920,185	\$5,268,618	\$5,566,980	\$646,795	13.15 %

Mandatory Phased Appropriation Reporting

MPA-1. Contracts

Contractor Name	Purpose	Amount	Start Date	End Date	# of Contract Changes	Contract Change Amt
Olson Brothers Excavating, Inc.	Construction	\$2,742,615	04/02/2019	01/10/2020	2	\$18,561
PARAMETRIX INC	Design/Engineering	\$500,460	12/07/2018	12/31/2020	0	\$0
	Total	\$3,243,075			2	\$18,561

MPA-2. Contract Change Explanation

The contract Olson Brothers Excavating (OBE) was executed in April, 2019. Change Orders 1 and 2 consisted of key changes, including the removal of debris from the project site, a correction in the bid total of the original contract amount, modifications to the fence canopy structure, removal of marking sculptures (which were fabricated by Parks), addition of rock materials, schedule extensions to accommodate unanticipated delays, and an addition of storm water features.

MPA-3. Current Quarter's Key Activities

Minor construction activities completed in Q4 include plant establishment work and monitoring. Change Order 3 was compiled during Q3. Extended discussions with the contractor surrounding items in Change Order 3 have delayed its processing. It is anticipated that the Change Order will be processed Q1 2021. This change consists of additional restoration landscaping, changes in fence installation, additional retaining wall work, tree removal, and an equitable adjustment for soil mixing.

Q4 2020 Baseline Detail Report

Agency: All, Fund: All, Year: 2020, Qtr: 4th Quarter, MPA Only: Yes, Project: All

1114757 PKS S: SCRT TWO RIVERS SEG A PKS SOUTH COUNTY REGIONAL TRA

MPA-4. Next Quarter's Key Activities

Activities in Q1 will be focused on monitoring PSIPE work, completing Change Order 3, and project closeout.

MPA-5. Closely Monitored Issues & Risk Summary

Potential claims by the Contractor.

Q4 2020 Baseline Detail Report

Agency: All, Fund: All, Year: 2020, Qtr: 4th Quarter, MPA Only: Yes, Project: All

1124791 PKS S:ELST S SAMM SEG B PKS M:E LAKE SAMM TRAIL

Target Baseline Date	09/30/2010
Actual Baseline Date	09/30/2010
Council District(s)	3
Department	NATURAL RESOURCES AND PARKS
Agency	Parks and Recreation
Contact	Gina Auld
MPA Reporting	Yes - Reporting Required
Publish Quarter	Q4 2020



Last updated by KC\amarkee on 1/29/2021 8:46:03 AM

Current Schedule and Costs						
Phase	Start	End	Status	Current Estimate At Completion (EAC)	ITD Actuals thru DEC-2020	ITD Budget thru DEC-2020
1 Planning			Completed	\$1,617,302	\$1,636,910	\$0
2 Preliminary Design	7/1/2007	5/31/2010	Completed	\$339,093	\$339,420	\$0
3 Final Design	7/1/2015	11/30/2020	In Progress	\$6,600,000	\$5,079,361	\$0
4 Implementation	12/1/2020	12/31/2023	Not Started	\$48,929,277	\$3,044,101	\$0
5 Closeout	1/1/2024	1/1/2026	Not Started	\$200,000	\$176	\$0
6 Acquisition		9/18/2009	Completed	\$5,734	\$51,474	\$0
Total				\$57,691,406	\$10,151,441	\$0

Current Substantial Completion

Baseline Schedule and Costs			
Phase	Start	End	Baseline Budget At Completion (BAC)
1 Planning			\$0
2 Preliminary Design			\$0
3 Final Design	7/1/2013	11/1/2015	\$2,907,966
4 Implementation	4/1/2015	6/29/2018	\$23,078,897
5 Closeout			
6 Acquisition			\$0
Total			\$25,986,863

Baseline Substantial Completion

Scope ● Yellow

Q4 2020 Baseline Detail Report

Agency: All, Fund: All, Year: 2020, Qtr: 4th Quarter, MPA Only: Yes, Project: All

1124791 PKS S:ELST S SAMM SEG B PKS M:E LAKE SAMM TRAIL

Scope Variance Comment

The Inglewood Hill Parking Lot, a 450-ft section of trail that was part of the Inglewood Hill Parking lot has been added to the South Sammamish B project. This short segment in addition to the South Sammamish B segment will complete the ELST.

Current Scope

The East Lake Sammamish Master Plan Trail project includes design and construction of an alternative, non-motorized transportation corridor and a multi-user recreational trail along 11 miles of a former Burlington Northern Santa Fe (BNSF) railroad corridor on the east side of Lake Sammamish, from Redmond to Issaquah. King County purchased the corridor from BNSF in 1997, and in 2006 opened the existing interim use gravel trail to the public. The King County Parks and Recreation Division spent ten years on master planning, design work, environmental review and resolving legal issues related to this project, with ongoing involvement of a citizen's advisory group and in close coordination with the Cities of Redmond, Sammamish and Issaquah.

The ELST has been designed and constructed in phases based on funding availability. The Redmond segment was complete November 2011; the Issaquah segment was complete June 2013; the North Sammamish Segment was complete July 2015; and South Sammamish A was complete December 2017.

South Sammamish B is the final 3.6-mile trail segment to be redeveloped, thus completing the 11.2 mile East Lake Sammamish Trail (ELST). To expedite construction, this final segment will be constructed in the following two phases.

- Phase 1 – SE 33rd Street to Driveway 9 (Sta 283+70 to Sta 370+70) – 1.65 miles. Construction start anticipated April 2021.
- Phase 2 - Driveway 9 to Inglewood Hill Road (Sta 370+70 to 472+81) – 1.85 miles. Construction start anticipated February 2022.

Trail redevelopment includes a 12-foot-wide paved trail with soft surface shoulders, improved sightlines and safety features at intersections, improved drainage, and six new fish passable culverts. Redevelopment also includes retaining walls, fencing, consistent signage and traffic control measures, wetland mitigation and native landscaping.

Baseline Scope

The East Lake Sammamish Master Plan Trail project includes design and construction of an alternative, non-motorized transportation corridor and a multi-user recreational trail along 11 miles of a former Burlington Northern Santa Fe (BNSF) railroad corridor on the east side of Lake Sammamish, from Redmond to Issaquah. The ELST has been designed and constructed in phases based on funding availability.

South Sammamish B is the final 3.6-mile trail segment to be redeveloped, thus completing the 11.2 mile East Lake Sammamish Trail (ELST). This trail segment is between SE 33rd Street and 450-ft south of southern terminus of the North segment (near Inglewood Hill Road Parking lot). Trail redevelopment includes a 12-foot-wide paved trail with soft surface shoulders, improved sightlines and safety features at intersections, improved drainage, and six new fish passable culverts. Redevelopment also includes retaining walls, fencing, consistent signage and traffic control measures, wetland mitigation and native landscaping.

Schedule



Red

Schedule Variance Comment

The variance in the schedule is a result of delays caused by permitting and legal challenges for the South Sammamish B segment.

Q4 2020 Baseline Detail Report

Agency: All, Fund: All, Year: 2020, Qtr: 4th Quarter, MPA Only: Yes, Project: All

1124791 PKS S:ELST S SAMM SEG B PKS M:E LAKE SAMM TRAIL

Schedule Comparison: Baseline vs. Current							
Schedule	Baseline			Current			Status
	Start	End	Duration	Start	End	Duration	
1 Planning							Completed
2 Preliminary Design				7/1/2007	5/31/2010	1065	Completed
3 Final Design	7/1/2013	11/1/2015	853	7/1/2015	11/30/2020	1979	In Progress
4 Implementation	4/1/2015	6/29/2018	1185	12/1/2020	12/31/2023	1125	Not Started
5 Closeout				1/1/2024	1/1/2026	731	Not Started
6 Acquisition					9/18/2009		Completed
Substantial Completion Date	3/1/2018			12/31/2023			

Schedule Variance Analysis					
	Final Design Start (FDS)	Substantial Completion Date (SCD)	Duration (Days) = (SCD - FDS)	Variance at Completion (VAC) = Current Duration - Baseline Duration	% VAC = (Current Duration - Baseline Duration) / Baseline Duration
Baseline Schedule	7/1/2013	3/1/2018	1704	1401	82.00 %
Current Schedule	7/1/2015	12/31/2023	3105		

Cost ● Red

Cost Variance Comment

The cost variance is a result of amount of time that it's taken to complete the 30%, 60% and 90% design. As the design details are finalized the cost estimate reflects the changes. Additionally project costs have increased due to inflation and the schedule impacts resulting from a long permitting process and legal challenges. The cost estimate for South Sammamish B has also increased due to the additional scope of work added by the 450-ft of trail just below the Inglewood Hill Parking Lot.

Cost Variance Analysis by Capital Phase					
Phase	Baseline Budget At Completion (BAC)	ITD Actuals thru DEC-2020	Current Estimate At Completion (EAC)	Cost Variance At Completions (CVAC = EAC-BAC)	% CVAC = (EAC - BAC)/BAC
1 Planning	\$0	\$1,636,910	\$1,617,302	\$1,617,302	0.00 %
2 Preliminary Design	\$0	\$339,420	\$339,093	\$339,093	0.00 %
3 Final Design	\$2,907,966	\$5,079,361	\$6,600,000	\$3,692,034	127.00 %
4 Implementation	\$23,078,897	\$3,044,101	\$48,929,277	\$25,850,380	112.00 %
5 Closeout	\$0	\$176	\$200,000	\$200,000	0.00 %
6 Acquisition	\$0	\$51,474	\$5,734	\$5,734	0.00 %
Total	\$25,986,863	\$10,151,441	\$57,691,406	\$31,704,543	122.00 %

Q4 2020 Baseline Detail Report

Agency: All, Fund: All, Year: 2020, Qtr: 4th Quarter, MPA Only: Yes, Project: All

1124791 PKS S:ELST S SAMM SEG B
PKS M:E LAKE SAMM TRAIL

Mandatory Phased Appropriation Reporting

MPA-1. Contracts

Contractor Name	Purpose	Amount	Start Date	End Date	# of Contract Changes	Contract Change Amt
Parametrix Inc	Design/Engineering	\$3,728,196	10/01/2015	12/31/2025	0	\$0
	Total	\$3,728,196			0	\$0

MPA-2. Contract Change Explanation

This project scope has not changed.

MPA-3. Current Quarter's Key Activities

Design plans continued toward the 100% milestone for construction plans and specifications. There was continued coordination with the City of Sammamish on a fish passage culvert within the trail right-of-way. Other key activities include acquiring permits, negotiating easements, updating the Construction Management Plan, coordinating efforts to relocate utilities and power poles, and working with homeowners to remove encroachments within construction limits.

MPA-4. Next Quarter's Key Activities

Design plans will reach the 100% milestone in Q1 in preparation for bidding. Parks plans to advertise for construction of the trail segment in two sections. The first of which will be bid in Q1 2021. Other key activities include acquiring all required permits, complete the update of the Construction Management Plan, relocate utilities and power poles, and complete encroachment removals within construction limits.

MPA-5. Closely Monitored Issues & Risk Summary

The status of the fish passage culvert, permit acquisition, and easement negotiations are all issues that are being closely monitored.

Q4 2020 Baseline Detail Report

Agency: All, Fund: All, Year: 2020, Qtr: 4th Quarter, MPA Only: Yes, Project: All

1125133 PKS S: SCRT Segment C PKS SOUTH COUNTY REGIONAL TRA

Target Baseline Date	10/01/2019
Actual Baseline Date	01/21/2020
Council District(s)	5
Department	NATURAL RESOURCES AND PARKS
Agency	Parks and Recreation
Contact	David Shaw
MPA Reporting	Yes - Reporting Required
Publish Quarter	Q4 2020

Last updated by KC\amarkee on 1/29/2021 8:28:54 AM

Current Schedule and Costs						
Phase	Start	End	Status	Current Estimate At Completion (EAC)	ITD Actuals thru DEC-2020	ITD Budget thru DEC-2020
1 Planning	10/1/2014	1/23/2016	Completed	\$7,000	\$78,883	\$0
2 Preliminary Design	1/24/2016	8/1/2018	Completed	\$406,181	\$407,747	\$0
3 Final Design	8/2/2018	6/30/2021	In Progress	\$1,285,000	\$1,518,398	\$0
4 Implementation	7/1/2021	4/1/2023	Not Started	\$11,207,742	\$36,858	\$0
5 Closeout	4/2/2023	4/2/2024	Not Started	\$75,000	\$0	\$0
6 Acquisition	1/4/2016	9/30/2020	In Progress	\$0	\$485,228	\$0
Total				\$12,980,923	\$2,527,114	\$0

Current Substantial Completion

Baseline Schedule and Costs			
Phase	Start	End	Baseline Budget At Completion (BAC)
1 Planning	10/1/2014	1/23/2016	\$7,000
2 Preliminary Design	1/24/2016	8/1/2018	\$423,000
3 Final Design	8/2/2018	9/30/2020	\$1,285,000
4 Implementation	10/1/2020	4/1/2023	\$9,673,180
5 Closeout	4/2/2023	4/2/2024	\$75,000
6 Acquisition	1/4/2016	9/30/2020	\$550,000
Total			\$12,013,180

Baseline Substantial Completion

Scope  Green

Q4 2020 Baseline Detail Report

Agency: All, Fund: All, Year: 2020, Qtr: 4th Quarter, MPA Only: Yes, Project: All

1125133 PKS S: SCRT Segment C PKS SOUTH COUNTY REGIONAL TRA

Scope Variance Comment

Current Scope

The project will construct a 2.2-mile segment of the Lake to Sound Trail connecting the south end of Segment B to the Des Moines Creek Park Trail at S. 200th St. in SeaTac. The paved regional trail will pass through the cities of Burien and SeaTac primarily following Des Moines Memorial Dr. WSDOT right-of-way will be used for the trail and some acquisition on private property is required. The project will include a 12-foot paved surface with 2-foot gravel shoulders. Some sections will be narrower due to site and acquisition constraints. The project will also include sections of boardwalk, retaining walls, fences, stormwater facilities, driveway crossings, signage and public art. Funding for the project comes from WSDOT, KC Park Levies, and a State grant from RCO.

Baseline Scope

The project will construct a 2.2-mile segment of the Lake to Sound Trail connecting the south end of Segment B to the Des Moines Creek Park Trail at S. 200th St. in SeaTac. The paved regional trail will pass through the cities of Burien and SeaTac primarily following Des Moines Memorial Dr. WSDOT right-of-way will be used for the trail and some acquisition on private property is required. The project will include a 12-foot paved surface with 2-foot gravel shoulders. Some sections will be narrower due to site and acquisition constraints. The project will also include sections of boardwalk, retaining walls, fences, stormwater facilities, driveway crossings, signage and public art. Funding for the project comes from WSDOT, KC Park Levies, and a State grant from RCO.

Schedule  Green

Schedule Variance Comment

Schedule Comparison: Baseline vs. Current

Schedule	Baseline			Current			
	Start	End	Duration	Start	End	Duration	Status
1 Planning	10/1/2014	1/23/2016	479	10/1/2014	1/23/2016	479	Completed
2 Preliminary Design	1/24/2016	8/1/2018	920	1/24/2016	8/1/2018	920	Completed
3 Final Design	8/2/2018	9/30/2020	790	8/2/2018	6/30/2021	1063	In Progress
4 Implementation	10/1/2020	4/1/2023	912	7/1/2021	4/1/2023	639	Not Started
5 Closeout	4/2/2023	4/2/2024	366	4/2/2023	4/2/2024	366	Not Started
6 Acquisition	1/4/2016	9/30/2020	1731	1/4/2016	9/30/2020	1731	In Progress
Substantial Completion Date	9/30/2022			9/30/2022			

Schedule Variance Analysis

	Final Design Start (FDS)	Substantial Completion Date (SCD)	Duration (Days) = (SCD - FDS)	Variance at Completion (VAC) = Current Duration - Baseline Duration	% VAC = (Current Duration - Baseline Duration) / Baseline Duration
Baseline Schedule	8/2/2018	9/30/2022	1520	0	0.00 %
Current Schedule	8/2/2018	9/30/2022	1520		

Q4 2020 Baseline Detail Report

Agency: All, Fund: All, Year: 2020, Qtr: 4th Quarter, MPA Only: Yes, Project: All

1125133 PKS S: SCRT Segment C PKS SOUTH COUNTY REGIONAL TRA

Cost  Yellow

Cost Variance Comment

The change in costs are due to extended redesign needed for changes related to right-of-way acquisitions.

Cost Variance Analysis by Capital Phase

Phase	Baseline Budget At Completion (BAC)	ITD Actuals thru DEC-2020	Current Estimate At Completion (EAC)	Cost Variance At Completions (CVAC = EAC-BAC)	% CVAC = (EAC - BAC)/BAC
1 Planning	\$7,000	\$78,883	\$7,000	\$0	0.00 %
2 Preliminary Design	\$423,000	\$407,747	\$406,181	(\$16,819)	-4.00 %
3 Final Design	\$1,285,000	\$1,518,398	\$1,285,000	\$0	0.00 %
4 Implementation	\$9,673,180	\$36,858	\$11,207,742	\$1,534,562	16.00 %
5 Closeout	\$75,000	\$0	\$75,000	\$0	0.00 %
6 Acquisition	\$550,000	\$485,228	\$0	(\$550,000)	-100.00 %
Total	\$12,013,180	\$2,527,114	\$12,980,923	\$967,743	8.06 %

Mandatory Phased Appropriation Reporting

MPA-1. Contracts

Contractor Name	Purpose	Amount	Start Date	End Date	# of Contract Changes	Contract Change Amt
Parametrix Inc	Design/Engineering	\$1,823,698	01/21/2015	12/31/2021	2	\$230,217
	Total	\$1,823,698			2	\$230,217

MPA-2. Contract Change Explanation

Amendments 36 and 37 corrected an error in a past amendment and provide additional design services to address complex right-of-way and acquisition requirements as well as addressing extensive unanticipated design revisions for utility conflict resolution. The original scope and intention of the original contract has not changed.

MPA-3. Current Quarter's Key Activities

Design plans advanced to the 100% milestone in Q4 in preparation for bidding. Other key activities include managing utility conflicts, easement and property acquisition, acquiring permits including a Trail Lease for Washington State Department of Transportation, and drafting interlocal agreements with city partners.

MPA-4. Next Quarter's Key Activities

Completing key acquisitions, coordinating utility conflicts, and finalizing interlocal agreements.

MPA-5. Closely Monitored Issues & Risk Summary

Q4 2020 Baseline Detail Report

Agency: All, Fund: All, Year: 2020, Qtr: 4th Quarter, MPA Only: Yes, Project: All

1125133 PKS S: SCRT Segment C PKS SOUTH COUNTY REGIONAL TRA


The status of acquisitions and utility conflicts are being closely monitored.

Q4 2020 Baseline Detail Report

Agency: All, Fund: All, Year: 2020, Qtr: 4th Quarter, MPA Only: Yes, Project: All

1038122 WTC SUNSET HEATH PS FM UPGRADE STANDALONE

Target Baseline Date	04/14/2015
Actual Baseline Date	04/14/2015
Council District(s)	6
Department	NATURAL RESOURCES AND PARKS
Agency	Wastewater Treatment
Contact	Lisa Taylor
MPA Reporting	Yes - Reporting Required
Publish Quarter	Q4 2020



Last updated by KC\lassilt on 1/25/2021 12:49:35 PM

Current Schedule and Costs						
Phase	Start	End	Status	Current Estimate At Completion (EAC)	ITD Actuals thru DEC-2020	ITD Budget thru DEC-2020
1 Planning			N/A	\$2,495,049	\$2,495,049	\$2,511,674
2 Preliminary Design	2/22/2011	4/14/2015	Completed	\$5,652,703	\$5,726,967	\$5,000,516
3 Final Design	4/14/2015	5/1/2017	Completed	\$7,287,257	\$7,296,294	\$12,986,056
4 Implementation	5/1/2017	9/30/2021	In Progress	\$64,921,332	\$57,404,890	\$54,005,334
5 Closeout	9/30/2021	12/31/2021	Not Started	\$195,730	\$1,546	\$103,414
6 Acquisition	3/31/2015	12/20/2016	Completed	\$479,561	\$501,840	\$670,181
Total				\$81,031,633	\$73,426,586	\$75,277,175

Current Substantial Completion

Baseline Schedule and Costs			
Phase	Start	End	Baseline Budget At Completion (BAC)
1 Planning	2/2/2009	2/22/2011	\$2,464,679
2 Preliminary Design	2/22/2011	4/14/2015	\$6,692,376
3 Final Design	4/14/2015	4/14/2017	\$5,993,235
4 Implementation	4/14/2017	8/1/2020	\$53,446,456
5 Closeout	8/1/2020	3/28/2021	\$788,903
6 Acquisition	8/1/2015	3/11/2016	\$368,842
Total			\$69,754,491

Baseline Substantial Completion

Scope ● Green

Q4 2020 Baseline Detail Report

Agency: All, Fund: All, Year: 2020, Qtr: 4th Quarter, MPA Only: Yes, Project: All

1038122 WTC SUNSET HEATH PS FM UPGRADE STANDALONE

Scope Variance Comment

Current Scope

Sunset/Heathfield Pump Station Replacement & Forcemain Upgrade - The Sunset/Heathfield Pump Station Replacement and Forcemain Upgrade Project will increase the pumping capacity of the Sunset and Heathfield pump stations to 30 million gallons per day (mgd) by replacing pump station equipment and installing new force mains.

Baseline Scope

The Sunset/Heathfield Pump Stations and Forcemain Project as planned will increase the pumping capacity of the stations to as much as 30 million gallons per day (mgd). The 2007 Conveyance System Improvements Program Update recommended replacing the current pump stations and either paralleling or replacing the existing force mains.

Schedule



Red

Schedule Variance Comment

Due to ongoing vibration issues with newly installed raw sewage pumps and impacts of the state-wide COVID-19 isolation order Substantial Completion was delayed to 2nd Quarter of 2021.

Schedule Comparison: Baseline vs. Current

Schedule	Baseline			Current			Status
	Start	End	Duration	Start	End	Duration	
1 Planning	2/2/2009	2/22/2011	750				N/A
2 Preliminary Design	2/22/2011	4/14/2015	1512	2/22/2011	4/14/2015	1512	Completed
3 Final Design	4/14/2015	4/14/2017	731	4/14/2015	5/1/2017	748	Completed
4 Implementation	4/14/2017	8/1/2020	1205	5/1/2017	9/30/2021	1613	In Progress
5 Closeout	8/1/2020	3/28/2021	239	9/30/2021	12/31/2021	92	Not Started
6 Acquisition	8/1/2015	3/11/2016	223	3/31/2015	12/20/2016	630	Completed
Substantial Completion Date	3/31/2020			6/30/2021			

Schedule Variance Analysis

	Final Design Start (FDS)	Substantial Completion Date (SCD)	Duration (Days) = (SCD - FDS)	Variance at Completion (VAC) = Current Duration - Baseline Duration	% VAC = (Current Duration - Baseline Duration) / Baseline Duration
Baseline Schedule	4/14/2015	3/31/2020	1813	456	25.00 %
Current Schedule	4/14/2015	6/30/2021	2269		

Cost



Red

Cost Variance Comment

The bid price for the construction contract was significantly higher than the baseline estimate.

Q4 2020 Baseline Detail Report

Agency: All, Fund: All, Year: 2020, Qtr: 4th Quarter, MPA Only: Yes, Project: All

1038122 WTC SUNSET HEATH PS FM UPGRADE STANDALONE

Cost Variance Analysis by Capital Phase					
Phase	Baseline Budget At Completion (BAC)	ITD Actuals thru DEC-2020	Current Estimate At Completion (EAC)	Cost Variance At Completions (CVAC = EAC-BAC)	% CVAC = (EAC - BAC)/BAC
1 Planning	\$2,464,679	\$2,495,049	\$2,495,049	\$30,370	1.00 %
2 Preliminary Design	\$6,692,376	\$5,726,967	\$5,652,703	(\$1,039,673)	-16.00 %
3 Final Design	\$5,993,235	\$7,296,294	\$7,287,257	\$1,294,023	22.00 %
4 Implementation	\$53,446,456	\$57,404,890	\$64,921,332	\$11,474,876	21.00 %
5 Closeout	\$788,903	\$1,546	\$195,730	(\$593,173)	-75.00 %
6 Acquisition	\$368,842	\$501,840	\$479,561	\$110,719	30.00 %
Total	\$69,754,491	\$73,426,586	\$81,031,633	\$11,277,142	16.17 %

Mandatory Phased Appropriation Reporting

MPA-1. Contracts

Contractor Name	Purpose	Amount	Start Date	End Date	# of Contract Changes	Contract Change Amt
Flatiron West, Inc.	Construction	\$40,564,015	05/01/2017	02/18/2020	25	\$3,964,015
Stantec Consulting Services, Inc.	Design/Engineering	\$14,745,772	08/17/2010	04/30/2021	22	\$894,561
Jacobs Project Management Co.	Construction Management	\$3,026,899	06/16/2015	03/31/2021	4	\$362,246
	Total	\$58,336,686			51	\$5,220,823

MPA-2. Contract Change Explanation

Engineering amendments to date are attributed to design complexity and refinements or are a result of poor as-built information (from other municipalities or utilities). Executed Change Order to Provide Temporary Pump & Accelerate Work at Healthfield Pump Station

MPA-3. Current Quarter's Key Activities

4th Quarter 2020 1. Installation of raw sewage pump #4 was completed at both stations and all 8 raw sewerage pumps are now installed and operational at both stations. 2. Continued street and right-of-way restoration work 3. Continued electrical and mechanical equipment replacements at pump stations 4. Provided community relations responses, notifications, and briefings as needed 5. Investigate and resolve ongoing raw sewage pump vibration issues

MPA-4. Next Quarter's Key Activities

1st Quarter 2021 1. Investigate and resolve ongoing raw sewage pump vibration issues 2. Continue electrical and mechanical equipment replacements at pump stations 3. Investigate and resolve HVAC capacity issues at both pump stations 4. Continue community relations responses, notifications, and briefings as needed 5. Continue site restoration work at both pump stations.

Q4 2020 Baseline Detail Report

Agency: All, Fund: All, Year: 2020, Qtr: 4th Quarter, MPA Only: Yes, Project: All

1038122 WTC SUNSET HEATH PS FM UPGRADE STANDALONE

MPA-5. Closely Monitored Issues & Risk Summary

Monitoring: 1. Condition of installed equipment. 2. Any delays with equipment installations in order to minimize schedule impacts. 3. Inability of installed equipment to meet operational requirements. 4. Community impacts, beyond those already planned for and shared with residents. 5. Impacts resulting from the COVID-19 state-wide isolation order.

Q4 2020 Baseline Detail Report

Agency: All, Fund: All, Year: 2020, Qtr: 4th Quarter, MPA Only: Yes, Project: All

1114382 WTC NORTH CREEK INTERCEPTOR (WTC N CREEK INTERCEPTOR) STANDALONE

Target Baseline Date	07/16/2012
Actual Baseline Date	07/16/2012
Council District(s)	1
Department	NATURAL RESOURCES AND PARKS
Agency	Wastewater Treatment
Contact	Lisa Taylor
MPA Reporting	Yes - Reporting Required
Publish Quarter	Q4 2020



Last updated by KC\lassilt on 1/25/2021 12:49:35 PM

Current Schedule and Costs						
Phase	Start	End	Status	Current Estimate At Completion (EAC)	ITD Actuals thru DEC-2020	ITD Budget thru DEC-2020
1 Planning	4/1/2010	6/14/2010	Completed	\$2,267	\$2,267	\$2,267
2 Preliminary Design	3/21/2011	7/16/2012	Completed	\$553,145	\$553,145	\$553,145
3 Final Design	7/16/2012	10/1/2014	Completed	\$3,485,941	\$3,485,941	\$3,485,941
4 Implementation	2/2/2015	11/30/2020	Completed	\$83,816,157	\$81,929,931	\$81,493,345
5 Closeout	11/30/2020	7/31/2021	In Progress	\$1,747,970	\$1,718,814	\$1,820,969
6 Acquisition			N/A	\$913,960	\$929,173	\$2,151,070
Total				\$90,519,440	\$88,619,271	\$89,506,737

Current Substantial Completion

Baseline Schedule and Costs			
Phase	Start	End	Baseline Budget At Completion (BAC)
1 Planning	4/1/2010	3/21/2011	\$0
2 Preliminary Design	3/21/2011	8/31/2012	\$0
3 Final Design	7/16/2012	10/1/2014	\$4,424,632
4 Implementation	3/23/2014	6/9/2017	\$51,018,522
5 Closeout	6/9/2017	12/29/2017	\$693,689
6 Acquisition	2/3/2013	2/12/2014	\$453,816
Total			\$56,590,659

Baseline Substantial Completion

Scope ● Green

Q4 2020 Baseline Detail Report

Agency: All, Fund: All, Year: 2020, Qtr: 4th Quarter, MPA Only: Yes, Project: All

1114382 WTC NORTH CREEK INTERCEPTOR (WTC N CREEK INTERCEPTOR) STANDALONE

Scope Variance Comment

Current Scope

North Creek Interceptor - This project increases the capacity of part of the North Creek Interceptor Sewer serving southwestern Snohomish County. The project involves replacement of 10,000 LF of existing gravity pipe with larger gravity pipes, 36 to 48 inches in diameter. Both trenchless (open face shield tunneling and pipe ramming) and open trench construction methods were used.

Baseline Scope

Complete the design, obtain permits and easements, and construct the new NCI, including about 10,000 feet of new 36 to 48 inch diameter sewer and connection to the existing sewers. Both trenchless (open face shield tunneling and pipe ramming) and open cut construction methods of pipe installation will be considered.

Schedule



Red

Schedule Variance Comment

In 2020, Q4 KC PAO continues to provide additional information to Insurers on Builders Risk Artesian Water Claim (pending reevaluation of decision). PAO and Government Liason are working with Canyon Park Business Association to resolve easement restoration on Teachers property used as laydown area during construction. Project team continues to work closely with Contractor on open punchlist items close out activities. Litigation Budget for Collucio trial for wrongful termination is scheduled for 2021 Q2. The budget is within appropriation and includes outside legal counsel Litigation Budget through 2021 Q3.

Schedule Comparison: Baseline vs. Current

Schedule	Baseline			Current			
	Start	End	Duration	Start	End	Duration	Status
1 Planning	4/1/2010	3/21/2011	354	4/1/2010	6/14/2010	74	Completed
2 Preliminary Design	3/21/2011	8/31/2012	529	3/21/2011	7/16/2012	483	Completed
3 Final Design	7/16/2012	10/1/2014	807	7/16/2012	10/1/2014	807	Completed
4 Implementation	3/23/2014	6/9/2017	1174	2/2/2015	11/30/2020	2128	Completed
5 Closeout	6/9/2017	12/29/2017	203	11/30/2020	7/31/2021	243	In Progress
6 Acquisition	2/3/2013	2/12/2014	374				N/A
Substantial Completion Date	12/6/2016			2/27/2018			

Schedule Variance Analysis

	Final Design Start (FDS)	Substantial Completion Date (SCD)	Duration (Days) = (SCD - FDS)	Variance at Completion (VAC) = Current Duration - Baseline Duration	% VAC = (Current Duration - Baseline Duration) / Baseline Duration
Baseline Schedule	7/16/2012	12/6/2016	1604	448	27.00 %
Current Schedule	7/16/2012	2/27/2018	2052		

Q4 2020 Baseline Detail Report

Agency: All, Fund: All, Year: 2020, Qtr: 4th Quarter, MPA Only: Yes, Project: All

1114382 WTC NORTH CREEK INTERCEPTOR (WTC N CREEK INTERCEPTOR) STANDALONE

Cost ● Red

Cost Variance Comment

The schedule and budget is within appropriation

Cost Variance Analysis by Capital Phase

Phase	Baseline Budget At Completion (BAC)	ITD Actuals thru DEC-2020	Current Estimate At Completion (EAC)	Cost Variance At Completions (CVAC = EAC-BAC)	% CVAC = (EAC - BAC)/BAC
1 Planning	\$0	\$2,267	\$2,267	\$2,267	0.00 %
2 Preliminary Design	\$0	\$553,145	\$553,145	\$553,145	0.00 %
3 Final Design	\$4,424,632	\$3,485,941	\$3,485,941	(\$938,691)	-21.00 %
4 Implementation	\$51,018,522	\$81,929,931	\$83,816,157	\$32,797,635	64.00 %
5 Closeout	\$693,689	\$1,718,814	\$1,747,970	\$1,054,282	152.00 %
6 Acquisition	\$453,816	\$929,173	\$913,960	\$460,144	101.00 %
Total	\$56,590,659	\$88,619,271	\$90,519,440	\$33,928,781	59.95 %

Mandatory Phased Appropriation Reporting

MPA-1. Contracts

Contractor Name	Purpose	Amount	Start Date	End Date	# of Contract Changes	Contract Change Amt
James W. Fowler Co.	Construction	\$35,009,739	03/10/2017	03/10/2019	1	\$295,739
HDR Engineering, Inc.	Design/Engineering	\$5,625,762	09/03/2010	03/31/2020	11	\$301,282
Stantec Consulting Services, Inc.	Construction Management	\$5,170,338	06/24/2014	12/31/2019	6	\$53,694
	Total	\$45,805,839			18	\$650,715

MPA-2. Contract Change Explanation

A contract modification was issued to J.W. Fowler on December 7, 2017, in the amount of \$6.509M. A second contract modification was issued to J.W. Fowler on February 27, 2018 for \$5.700M. A third and final contract modification was issued to J.W.Fowler on February 22, 2019 for \$1.500M. A unilateral change order for internal processes will be executed by PPD Section Manager for the delta between contractor earned versus contractor contract paid amounts.

MPA-3. Current Quarter's Key Activities

1. Builders Risk Insurer final decision for Builders Risk Artesian Water Claim ETA 2020 Q4. 2. Final reconciliation of Stantec final invoicing. Accrual for final amount to be paid in 2021 Q1. 3. Finalize external forensic audit on contractor invoicing to finalize QA/QC for final Pay App #17. 4. Provide litigation support to MWL auditors, PAO and outside legal counsel. 5. KC CM PCE working with L&I on prevailing wage claim by concrete sub.

MPA-4. Next Quarter's Key Activities

Q4 2020 Baseline Detail Report

Agency: All, Fund: All, Year: 2020, Qtr: 4th Quarter, MPA Only: Yes, Project: All

1114382 WTC NORTH CREEK INTERCEPTOR (WTC N CREEK INTERCEPTOR)

STANDALONE

1. Finalize Canyon Park Business Association open punch list items for easements. 2. Project Control Engineer to close out CM Services Contract with Stantec. 3. Pay - Final negotiated Pay App #17 for JWF. 4. KC PM to read all KC Damages Expert Report & Rebuttal, Collucio Damages & Rebuttal 5. KC CM PCE finalize project contract closeout activities for Affidavit of Wages Paid and Release of all Claims Form.

MPA-5. Closely Monitored Issues & Risk Summary

1. Monitor, review, and negotiate final Construction Pay Application #17 with Forensic Auditors, MWL. 2. Builders Risk Artesian Water Claim engage with Insurers to ensure all information is provided to make a decision. 3. KC Damages refinement for Collucio Litigation.

Q4 2020 Baseline Detail Report

Agency: All, Fund: All, Year: 2020, Qtr: 4th Quarter, MPA Only: Yes, Project: All

1121402 WTC GEORGETOWN WET WEATHER TREATMENT STATION (WTC GEORGETOWN WET WEATHER TS) STANDALONE

Target Baseline Date	04/19/2016
Actual Baseline Date	04/19/2016
Council District(s)	1, 8, 9
Department	NATURAL RESOURCES AND PARKS
Agency	Wastewater Treatment
Contact	Lisa Taylor
MPA Reporting	Yes - Reporting Required
Publish Quarter	Q4 2020



Last updated by KC\lassilt on 1/25/2021 12:49:35 PM

Current Schedule and Costs						
Phase	Start	End	Status	Current Estimate At Completion (EAC)	ITD Actuals thru DEC-2020	ITD Budget thru DEC-2020
1 Planning	1/7/2013	6/11/2013	Completed	\$579,223	\$579,223	\$579,223
2 Preliminary Design	6/24/2015	4/19/2016	Completed	\$16,114,279	\$16,186,499	\$13,267,393
3 Final Design	4/19/2016	11/5/2018	Completed	\$19,535,179	\$19,368,108	\$43,647,937
4 Implementation	4/10/2017	12/30/2022	In Progress	\$192,839,746	\$130,981,079	\$188,070,597
5 Closeout	8/27/2018	8/4/2025	In Progress	\$443,717	\$0	\$1
6 Acquisition	4/18/2015	8/27/2018	Completed	\$11,583,878	\$11,427,840	\$14,329,452
Total				\$241,096,022	\$178,542,750	\$259,894,603

Current Substantial Completion

Baseline Schedule and Costs			
Phase	Start	End	Baseline Budget At Completion (BAC)
1 Planning	1/7/2013	6/11/2013	\$579,218
2 Preliminary Design	6/11/2013	4/19/2016	\$11,352,431
3 Final Design	4/19/2016	11/21/2017	\$26,364,748
4 Implementation	11/21/2017	12/23/2022	\$208,751,871
5 Closeout	12/23/2022	12/17/2024	\$1,952,276
6 Acquisition	4/18/2015	12/16/2016	\$11,712,569
Total			\$260,713,113

Baseline Substantial Completion

Scope ● Green

Q4 2020 Baseline Detail Report

Agency: All, Fund: All, Year: 2020, Qtr: 4th Quarter, MPA Only: Yes, Project: All

1121402 WTC GEORGETOWN WET WEATHER TREATMENT STATION (WTC GEORGETOWN WET WEATHER TS) STANDALONE

Scope Variance Comment

Current Scope

Georgetown Wet Weather Treatment Station - The project consists of building a Wet Weather Treatment Station (WWTS), conveyance pipelines, and outfall structure to treat Combined Sewer Overflows (CSO's) prior to discharge into the Lower Duwamish Waterway. The WWTS includes an influent pump station, equalization basin, screening facility, CSO treatment process, and disinfection. Modifications to both the S. Brandon St. and S. Michigan St. Regulator Stations will be required for diversion of flows to the WWTS. Ancillary facilities include an odor control facility, electrical/controls building, and emergency generator. CSO treatment will consist of high rate primary treatment followed by ultra violet disinfection prior to discharge. RINs funded the following for this project: solar panels.

Baseline Scope

Georgetown Wet Weather Treatment Station - The project consists of building a Wet Weather Treatment Station (WWTS), conveyance pipelines, and outfall structure to treat Combined Sewer Overflows (CSO's) prior to discharge into the Lower Duwamish Waterway. The WWTS includes an influent pump station, equalization basin, screening facility, CSO treatment process, and disinfection. Modifications to both the S. Brandon St. and S. Michigan St. Regulator Stations will be required for diversion of flows to the WWTS. Ancillary facilities include an odor control facility, electrical/controls building, and emergency generator. CSO treatment will consist of high rate primary treatment followed by ultra violet disinfection prior to discharge.

Schedule



Yellow

Schedule Variance Comment

Schedule Comparison: Baseline vs. Current

Schedule	Baseline			Current			Status
	Start	End	Duration	Start	End	Duration	
1 Planning	1/7/2013	6/11/2013	155	1/7/2013	6/11/2013	155	Completed
2 Preliminary Design	6/11/2013	4/19/2016	1043	6/24/2015	4/19/2016	300	Completed
3 Final Design	4/19/2016	11/21/2017	581	4/19/2016	11/5/2018	930	Completed
4 Implementation	11/21/2017	12/23/2022	1858	4/10/2017	12/30/2022	2090	In Progress
5 Closeout	12/23/2022	12/17/2024	725	8/27/2018	8/4/2025	2534	In Progress
6 Acquisition	4/18/2015	12/16/2016	608	4/18/2015	8/27/2018	1227	Completed
Substantial Completion Date	2/28/2022			4/1/2022			

Schedule Variance Analysis

	Final Design Start (FDS)	Substantial Completion Date (SCD)	Duration (Days) = (SCD - FDS)	Variance at Completion (VAC) = Current Duration - Baseline Duration	% VAC = (Current Duration - Baseline Duration) / Baseline Duration
Baseline Schedule	4/19/2016	2/28/2022	2141	32	1.00 %
Current Schedule	4/19/2016	4/1/2022	2173		

Q4 2020 Baseline Detail Report

Agency: All, Fund: All, Year: 2020, Qtr: 4th Quarter, MPA Only: Yes, Project: All

1121402 WTC GEORGETOWN WET WEATHER TREATMENT STATION (WTC GEORGETOWN WET WEATHER TS) STANDALONE

Cost  Green

Cost Variance Comment

Cost Variance Analysis by Capital Phase

Phase	Baseline Budget At Completion (BAC)	ITD Actuals thru DEC-2020	Current Estimate At Completion (EAC)	Cost Variance At Completions (CVAC = EAC-BAC)	% CVAC = (EAC - BAC)/BAC
1 Planning	\$579,218	\$579,223	\$579,223	\$5	0.00 %
2 Preliminary Design	\$11,352,431	\$16,186,499	\$16,114,279	\$4,761,848	42.00 %
3 Final Design	\$26,364,748	\$19,368,108	\$19,535,179	(\$6,829,569)	-26.00 %
4 Implementation	\$208,751,871	\$130,981,079	\$192,839,746	(\$15,912,125)	-8.00 %
5 Closeout	\$1,952,276	\$0	\$443,717	(\$1,508,559)	-77.00 %
6 Acquisition	\$11,712,569	\$11,427,840	\$11,583,878	(\$128,692)	-1.00 %
Total	\$260,713,113	\$178,542,750	\$241,096,022	(\$19,617,091)	-7.52 %

Mandatory Phased Appropriation Reporting

MPA-1. Contracts

Contractor Name	Purpose	Amount	Start Date	End Date	# of Contract Changes	Contract Change Amt
James W. Fowler Co.	Construction	\$20,476,071	11/05/2018	04/30/2021	34	\$3,876,571
Titan Earthwork	Construction	\$3,012,067	04/10/2017	02/09/2018	2	\$228,837
CH2M Hill Engineers	Design/Engineering	\$35,291,944	12/02/2013	12/31/2022	9	\$610,098
Jacobs Project Management Co.	Construction Management	\$10,939,702	08/17/2016	12/31/2022	4	\$147,881
	Total	\$69,719,785			49	\$4,863,387

MPA-2. Contract Change Explanation

Treatment Station – A total of 15 changes for a sum total of \$207,832 were approved during this quarter. These changes were mostly Design (53%) and Contractor Initiated (33%) changes. There were 53 days added to the Contract, including Milestone 3, during this quarter for time impact due to numerous electrical changes.
 Conveyance – A total of 5 changes for a sum total of \$243,571 were approved during this quarter. These changes were evenly split between Third Party Requested (40%) and Differing Site Conditions (40%). No additional days were added to the Contract during this quarter.

MPA-3. Current Quarter's Key Activities

Q4 2020 Baseline Detail Report

Agency: All, Fund: All, Year: 2020, Qtr: 4th Quarter, MPA Only: Yes, Project: All

1121402 WTC GEORGETOWN WET WEATHER TREATMENT STATION (WTC GEORGETOWN WET WEATHER TS) STANDALONE

1. The Project Team finalized the virtual site tour in Q4 2020. 2. Outfall-Contractor Pacific Pile & Marine achieved Final Acceptance in June 2020. Contract closeout was completed with the release of the retainage bond in October 2020. 2. Conveyance- King County obtained final approval from UPRR for crossing River Street in Q4 2020 and contractor JW Fowler began work in December 2020. This work is expected to extend into Q2 2021. The Substantial Completion (SC) milestone for this contract was extended to Q2 2021 to accommodate this work. 3. Treatment Station- The contractor continued duct bank installation throughout the site in Q4 2020. The contractor continued power and control conduit installation, metal stud framing, installation of fiberglass reinforced plastic (FRP) ductwork, and installation of utility stations throughout the site in Q4 2020.

MPA-4. Next Quarter's Key Activities

1. COVID - One claim for impacts resulting from COVID-19 related costs was reviewed by the PAO in Q4 2020 and will be negotiated in Q1 2021. 2. Outfall - No contract work expected. All Preventative Maintenance for constructed assets will be performed by CIFM as needed prior to full facility commissioning. 3. Conveyance - Gate installation at the Brandon regulator was delayed due to a deficient contractor testing plan and is now expected in Q1 2021. UPRR crossing construction activities will continue in Q1 2021. 3. Treatment Station - King County and the Contractor expect to enter into mediation on four denied claims in Q2 2021. Contractor will complete all required infrastructure for Seattle City Light installation of East Marginal Way power feed in Q1 2021. Contractor will complete work at the Solids Holding Tank Area in Q1 2021.

MPA-5. Closely Monitored Issues & Risk Summary

Treatment Plant - Influent Pump Station shaft material displacement - Equalization Basin settlement - Pre-load settlement monitoring and analysis - Schedule delays and impact analysis negotiations - Dispute resolution board and/or mediation for previously denied claims - Ensure compliance with federal loan requirements for American Iron and Steel - Impacts to cost and schedule resulting from COVID-19 - Settlement with Prologis for ramp and asphalt damages Outfall - Restoration monitoring - Transition of preventative maintenance of constructed assets to CIFM Conveyance - Completion of effluent pipe crossing at UPRR and River Street - The identification, characterization and disposal of unforeseen contaminated soils - The identification and mitigation of unforeseen utility conflicts - Impacts to cost and schedule resulting from COVID-19

Q4 2020 Baseline Detail Report

Agency: All, Fund: All, Year: 2020, Qtr: 4th Quarter, MPA Only: Yes, Project: All

1123624 WTC COAL CRK SIPHON TRUNK PARA STANDALONE

Target Baseline Date	10/01/2019
Actual Baseline Date	10/01/2019
Council District(s)	9
Department	NATURAL RESOURCES AND PARKS
Agency	Wastewater Treatment
Contact	Lisa Taylor
MPA Reporting	Yes - Reporting Required
Publish Quarter	Q4 2020



Last updated by KC\lassilt on 1/25/2021 12:49:36 PM

Current Schedule and Costs						
Phase	Start	End	Status	Current Estimate At Completion (EAC)	ITD Actuals thru DEC-2020	ITD Budget thru DEC-2020
1 Planning	1/1/2015	8/9/2016	Completed	\$180,755	\$184,178	\$0
2 Preliminary Design	11/13/2017	10/1/2019	Completed	\$5,271,217	\$5,474,436	\$9,425,197
3 Final Design	10/1/2019	9/15/2022	In Progress	\$9,512,087	\$3,637,299	\$7,202,671
4 Implementation	9/15/2022	5/31/2027	Not Started	\$110,973,523	\$24,099	\$45,117,239
5 Closeout	5/31/2027	12/31/2027	Not Started	\$294,013	\$0	\$1,485
6 Acquisition			N/A	\$4,022,564	\$613,315	\$0
Total				\$130,254,159	\$9,933,329	\$61,746,592

Current Substantial Completion

Baseline Schedule and Costs			
Phase	Start	End	Baseline Budget At Completion (BAC)
1 Planning	1/1/2015	8/9/2016	\$180,759
2 Preliminary Design	11/13/2017	10/1/2019	\$4,006,653
3 Final Design	10/1/2019	4/29/2022	\$9,842,908
4 Implementation	4/29/2022	8/31/2026	\$114,024,195
5 Closeout	8/31/2026	12/31/2026	\$195,019
6 Acquisition			\$4,061,035
Total			\$132,310,569

Baseline Substantial Completion

Scope ● Green

Q4 2020 Baseline Detail Report

Agency: All, Fund: All, Year: 2020, Qtr: 4th Quarter, MPA Only: Yes, Project: All

1123624 WTC COAL CRK SIPHON TRUNK PARA STANDALONE

Scope Variance Comment

Current Scope

Coal Creek Siphon & Trunk Parallel - This project will increase the capacity of the downstream half of the Coal Creek Trunk. The trunk to be upgraded is 7,100 lineal feet, ranging in diameter from 15 to 21 inches, and ranges in flow from 7 to 10 million gallons per day (MGD). The upgraded sewer will convey between 11 and 19 MGD to meet the year 2060, 20-year peak flow criteria.

Baseline Scope

Coal Creek Siphon & Trunk Parallel - This project will increase the capacity of the downstream half of the Coal Creek Trunk. The trunk to be upgraded is 7,100 lineal feet, ranges in diameter from 15 to 21 inches, and ranges in flow from 7 to 10 million gallons per day (MGD). The upgraded sewer will be required to convey between 11 and 19 MGD to meet the year 2060, 20-year peak flow criteria.

Schedule  Yellow

Schedule Variance Comment

The team was waiting to present and get approval on schedule extensions during design until the construction management consultant has had an opportunity to review the construction schedule, which was in August 2020. The team has not been able to update the schedule because they have prioritized responding to design comments. The reasons for the schedule change will be reviewed with the Project Oversight Board in January/February 2021, and will be incorporated into the baseline reporting in Q1 2021.

Schedule Comparison: Baseline vs. Current

Schedule	Baseline			Current			
	Start	End	Duration	Start	End	Duration	Status
1 Planning	1/1/2015	8/9/2016	586	1/1/2015	8/9/2016	586	Completed
2 Preliminary Design	11/13/2017	10/1/2019	687	11/13/2017	10/1/2019	687	Completed
3 Final Design	10/1/2019	4/29/2022	941	10/1/2019	9/15/2022	1080	In Progress
4 Implementation	4/29/2022	8/31/2026	1585	9/15/2022	5/31/2027	1719	Not Started
5 Closeout	8/31/2026	12/31/2026	122	5/31/2027	12/31/2027	214	Not Started
6 Acquisition							N/A
Substantial Completion Date	5/29/2026			3/31/2027			

Schedule Variance Analysis

	Final Design Start (FDS)	Substantial Completion Date (SCD)	Duration (Days) = (SCD - FDS)	Variance at Completion (VAC) = Current Duration - Baseline Duration	% VAC = (Current Duration - Baseline Duration) / Baseline Duration
Baseline Schedule	10/1/2019	5/29/2026	2432	306	12.00 %
Current Schedule	10/1/2019	3/31/2027	2738		

Q4 2020 Baseline Detail Report

Agency: All, Fund: All, Year: 2020, Qtr: 4th Quarter, MPA Only: Yes, Project: All

1123624 WTC COAL CRK SIPHON TRUNK PARA STANDALONE

Cost ● Green

Cost Variance Comment

Cost Variance Analysis by Capital Phase					
Phase	Baseline Budget At Completion (BAC)	ITD Actuals thru DEC-2020	Current Estimate At Completion (EAC)	Cost Variance At Completions (CVAC = EAC-BAC)	% CVAC = (EAC - BAC)/BAC
1 Planning	\$180,759	\$184,178	\$180,755	(\$4)	0.00 %
2 Preliminary Design	\$4,006,653	\$5,474,436	\$5,271,217	\$1,264,564	32.00 %
3 Final Design	\$9,842,908	\$3,637,299	\$9,512,087	(\$330,821)	-3.00 %
4 Implementation	\$114,024,195	\$24,099	\$110,973,523	(\$3,050,672)	-3.00 %
5 Closeout	\$195,019	\$0	\$294,013	\$98,994	51.00 %
6 Acquisition	\$4,061,035	\$613,315	\$4,022,564	(\$38,471)	-1.00 %
Total	\$132,310,569	\$9,933,329	\$130,254,159	(\$2,056,410)	-1.55 %

Mandatory Phased Appropriation Reporting

MPA-1. Contracts

Contractor Name	Purpose	Amount	Start Date	End Date	# of Contract Changes	Contract Change Amt
Brown and Caldwell	Design/Engineering	\$9,177,184	08/05/2016	12/31/2022	5	\$498,975
	Total	\$9,177,184			5	\$498,975

MPA-2. Contract Change Explanation

No changes this quarter

MPA-3. Current Quarter's Key Activities

- Began submitting permitting packages to local agencies.

MPA-4. Next Quarter's Key Activities

-Complete SEPA process. -Continue submitting permitting packages to local agencies. -Continue working on 90% design package.

MPA-5. Closely Monitored Issues & Risk Summary

- Stakeholders ask for additional pipe decommissioning than scoped. - Review times for permitting take longer than anticipated due to workload & staffing of City permitting groups. - Direct Pipe technology is relatively new technology and there may be limited qualified bidders.

Q4 2020 Baseline Detail Report

Agency: All, Fund: All, Year: 2020, Qtr: 4th Quarter, MPA Only: Yes, Project: All

1132325 H LINE (TDC DELRIDGE BURIEN RR (H)) STANDALONE

Target Baseline Date	07/24/2019
Actual Baseline Date	07/16/2019
Council District(s)	4, 8
Department	METRO TRANSIT DEPARTMENT
Agency	Transit
Contact	Kibet, Kevin
MPA Reporting	Yes - Reporting Required
Publish Quarter	Q4 2020


Last updated by KC\insiriwardena on 2/1/2021 5:11:13 PM

Current Schedule and Costs						
Phase	Start	End	Status	Current Estimate At Completion (EAC)	ITD Actuals thru DEC-2020	ITD Budget thru DEC-2020
1 Planning	8/30/2017	11/9/2018	Completed	\$25,847	\$26,194	\$19,605
2 Preliminary Design	6/18/2018	4/18/2019	Completed	\$2,513,314	\$2,902,881	\$2,832,795
3 Final Design	8/30/2017	11/30/2020	In Progress	\$5,866,343	\$6,329,437	\$4,866,229
4 Implementation	12/1/2020	9/30/2022	Not Started	\$59,568,292	\$3,298,900	\$46,415,389
5 Closeout	10/1/2022	4/1/2023	Not Started	\$636,441	\$0	\$2,258,060
6 Acquisition	5/14/2019	11/30/2020	In Progress	\$1,559,866	\$142,020	\$798,763
Total				\$70,170,103	\$12,699,433	\$57,190,841

Current Substantial Completion

Baseline Schedule and Costs			
Phase	Start	End	Baseline Budget At Completion (BAC)
1 Planning	8/30/2017	11/9/2018	\$566,246
2 Preliminary Design	6/18/2018	4/18/2019	\$879,993
3 Final Design	8/30/2017	3/9/2020	\$6,475,137
4 Implementation	1/5/2020	10/1/2021	\$47,067,741
5 Closeout	10/4/2021	12/30/2021	\$636,441
6 Acquisition	5/14/2019	12/13/2019	\$1,559,866
Total			\$57,185,424

Baseline Substantial Completion

Scope  Green

Q4 2020 Baseline Detail Report

Agency: All, Fund: All, Year: 2020, Qtr: 4th Quarter, MPA Only: Yes, Project: All

1132325 H LINE (TDC DELRIDGE BURIEN RR (H)) STANDALONE

Scope Variance Comment

Current Scope

RapidRide H Line - This project extends from the Burien Transit Center to downtown Seattle via Delridge Way. This project would plan, design, and implement the necessary infrastructure improvements to launch RapidRide service. These infrastructure projects include passenger facilities, roadway, signal, and intelligent transportation system (ITS) improvements, which result in better transit speed and reliability, access to transit projects which reduce barriers for people to reach transit, and necessary communication and technology efforts to support the service. This budget also includes the associated costs for public outreach and marketing. This budget does not include vehicles.

Baseline Scope

RapidRide H Line - This project extends from the Burien Transit Center to downtown Seattle via Delridge Way and would plan, design and implement the necessary infrastructure improvements to launch RapidRide service.

Schedule ● Red

Schedule Variance Comment

Delays in permitting cascaded on to bidding. As we open bids we will update the schedule to correspond with the winning bid's baseline .

Schedule Comparison: Baseline vs. Current

Schedule	Baseline			Current			Status
	Start	End	Duration	Start	End	Duration	
1 Planning	8/30/2017	11/9/2018	436	8/30/2017	11/9/2018	436	Completed
2 Preliminary Design	6/18/2018	4/18/2019	304	6/18/2018	4/18/2019	304	Completed
3 Final Design	8/30/2017	3/9/2020	922	8/30/2017	11/30/2020	1188	In Progress
4 Implementation	1/5/2020	10/1/2021	635	12/1/2020	9/30/2022	668	Not Started
5 Closeout	10/4/2021	12/30/2021	87	10/1/2022	4/1/2023	182	Not Started
6 Acquisition	5/14/2019	12/13/2019	213	5/14/2019	11/30/2020	566	In Progress
Substantial Completion Date	8/11/2021			6/30/2022			

Schedule Variance Analysis

	Final Design Start (FDS)	Substantial Completion Date (SCD)	Duration (Days) = (SCD - FDS)	Variance at Completion (VAC) = Current Duration - Baseline Duration	% VAC = (Current Duration - Baseline Duration) / Baseline Duration
Baseline Schedule	8/30/2017	8/11/2021	1442	323	22.00 %
Current Schedule	8/30/2017	6/30/2022	1765		

Cost ● Red

Q4 2020 Baseline Detail Report

Agency: All, Fund: All, Year: 2020, Qtr: 4th Quarter, MPA Only: Yes, Project: All

1132325 H LINE (TDC DELRIDGE BURIEN RR (H)) STANDALONE

Cost Variance Comment

Additional costs due to permit conditions, clarity on pricing. Additional funding included in the 21/22 CIP budget. There has been significant increases in the commodity prices for steel affecting the cost of shelters, looking to value engineer and additional funding sources with RR steering committee and Delivery Board.

Cost Variance Analysis by Capital Phase

Phase	Baseline Budget At Completion (BAC)	ITD Actuals thru DEC-2020	Current Estimate At Completion (EAC)	Cost Variance At Completions (CVAC = EAC-BAC)	% CVAC = (EAC - BAC)/BAC
1 Planning	\$566,246	\$26,194	\$25,847	(\$540,399)	-95.00 %
2 Preliminary Design	\$879,993	\$2,902,881	\$2,513,314	\$1,633,321	186.00 %
3 Final Design	\$6,475,137	\$6,329,437	\$5,866,343	(\$608,794)	-9.00 %
4 Implementation	\$47,067,741	\$3,298,900	\$59,568,292	\$12,500,551	27.00 %
5 Closeout	\$636,441	\$0	\$636,441	\$0	0.00 %
6 Acquisition	\$1,559,866	\$142,020	\$1,559,866	\$0	0.00 %
Total	\$57,185,424	\$12,699,433	\$70,170,103	\$12,984,679	22.71 %

Mandatory Phased Appropriation Reporting

MPA-1. Contracts

No MPA contract data found

MPA-2. Contract Change Explanation

MPA-3. Current Quarter's Key Activities

MPA-4. Next Quarter's Key Activities

MPA-5. Closely Monitored Issues & Risk Summary

Q4 2020 Baseline Detail Report

Agency: All, Fund: All, Year: 2020, Qtr: 4th Quarter, MPA Only: Yes, Project: All

1134206 TDC DT SEATTLE LF EASTLAKE STANDALONE

Target Baseline Date	07/24/2019
Actual Baseline Date	07/16/2019
Council District(s)	2
Department	METRO TRANSIT DEPARTMENT
Agency	Transit
Contact	Kibet, Kevin
MPA Reporting	Yes - Reporting Required
Publish Quarter	Q4 2020

Last updated by KC\insiriwardena on 2/1/2021 5:02:03 PM

Current Schedule and Costs						
Phase	Start	End	Status	Current Estimate At Completion (EAC)	ITD Actuals thru DEC-2020	ITD Budget thru DEC-2020
1 Planning	1/12/2015	2/24/2023	In Progress	\$0	\$312	\$0
2 Preliminary Design	1/12/2015	7/31/2017	Completed	\$1,090,993	\$1,173,324	\$1,359,279
3 Final Design	11/2/2017	11/22/2019	Completed	\$3,286,586	\$3,343,800	\$2,247,441
4 Implementation	3/31/2021	7/30/2022	In Progress	\$13,638,520	\$424,198	\$14,113,550
5 Closeout	8/1/2022	4/1/2023	Not Started	\$199,049	\$0	\$504,878
6 Acquisition	12/2/2019	11/20/2020	Not Started	\$10,000	\$0	\$0
Total				\$18,225,148	\$4,941,634	\$18,225,148

Current Substantial Completion

Baseline Schedule and Costs			
Phase	Start	End	Baseline Budget At Completion (BAC)
1 Planning	1/12/2015	2/24/2023	\$889,000
2 Preliminary Design	1/12/2015	7/31/2017	\$746,799
3 Final Design	11/2/2017	7/22/2019	\$2,721,461
4 Implementation	1/31/2019	9/30/2020	\$13,638,662
5 Closeout	8/1/2019	1/12/2021	\$199,049
6 Acquisition	12/2/2019	2/24/2023	\$10,000
Total			\$18,204,971

Baseline Substantial Completion

Scope  Green

Q4 2020 Baseline Detail Report

Agency: All, Fund: All, Year: 2020, Qtr: 4th Quarter, MPA Only: Yes, Project: All

1134206 TDC DT SEATTLE LF EASTLAKE STANDALONE

Scope Variance Comment

Current Scope

Downtown Seattle Layover Facility - This project is to design and construct an Eastlake site as a long-term bus layover facility located along the east side of Eastlake Ave E within the Washington State Department of Transportation (WSDOT) right-of-way (ROW), between Harrison street and Roy street. This project includes the following major elements: 1) approximately six 60-foot bus layover parking spaces within WSDOT I-5 ROW; 2) approximately six 60-foot bus layover parking spaces in approximately 740 linear feet of bus layover parking space northbound within Eastlake Ave E ROW; 3) roadway and intersection modifications as necessary to support the efficient operation of the facility, including modification to existing traffic signals at two intersections and installation of a new traffic signal system at one additional intersection; and 4) a comfort station/operations support building for transit operators, first-line supervisors, transit police, facilities maintenance staff, etc., forecast to include four water closets, a service quality office, Metro Transit operator break space, custodial closet, and service quality storage space .

Baseline Scope

This project is to design and construct an Eastlake site as a long term bus layover facility located along the east side of Eastlake Ave E within Washington State Department of Transportation (WSDOT) right-of-way. This project includes the following major elements: 1) approximately six 60-foot bus layover parking spaces within WSDOT I-5 ROW; 2) approximately six 60-foot bus layover parking spaces in Eastlake Ave E ROW.

Schedule



Green

Schedule Variance Comment

Schedule Comparison: Baseline vs. Current

Schedule	Baseline			Current			
	Start	End	Duration	Start	End	Duration	Status
1 Planning	1/12/2015	2/24/2023	2965	1/12/2015	2/24/2023	2965	In Progress
2 Preliminary Design	1/12/2015	7/31/2017	931	1/12/2015	7/31/2017	931	Completed
3 Final Design	11/2/2017	7/22/2019	627	11/2/2017	11/22/2019	750	Completed
4 Implementation	1/31/2019	9/30/2020	608	3/31/2021	7/30/2022	486	In Progress
5 Closeout	8/1/2019	1/12/2021	530	8/1/2022	4/1/2023	243	Not Started
6 Acquisition	12/2/2019	2/24/2023	1180	12/2/2019	11/20/2020	354	Not Started
Substantial Completion Date	9/29/2021			9/29/2021			

Schedule Variance Analysis

	Final Design Start (FDS)	Substantial Completion Date (SCD)	Duration (Days) = (SCD - FDS)	Variance at Completion (VAC) = Current Duration - Baseline Duration	% VAC = (Current Duration - Baseline Duration) / Baseline Duration
Baseline Schedule	11/2/2017	9/29/2021	1427	0	0.00 %
Current Schedule	11/2/2017	9/29/2021	1427		

Q4 2020 Baseline Detail Report

Agency: All, Fund: All, Year: 2020, Qtr: 4th Quarter, MPA Only: Yes, Project: All

1134206 TDC DT SEATTLE LF EASTLAKE STANDALONE

Cost  Yellow

Cost Variance Comment

The baseline of this project occurred later in the Design process.

Cost Variance Analysis by Capital Phase

Phase	Baseline Budget At Completion (BAC)	ITD Actuals thru DEC-2020	Current Estimate At Completion (EAC)	Cost Variance At Completions (CVAC = EAC-BAC)	% CVAC = (EAC - BAC)/BAC
1 Planning	\$889,000	\$312	\$0	(\$889,000)	-100.00 %
2 Preliminary Design	\$746,799	\$1,173,324	\$1,090,993	\$344,194	46.00 %
3 Final Design	\$2,721,461	\$3,343,800	\$3,286,586	\$565,125	21.00 %
4 Implementation	\$13,638,662	\$424,198	\$13,638,520	(\$142)	0.00 %
5 Closeout	\$199,049	\$0	\$199,049	\$0	0.00 %
6 Acquisition	\$10,000	\$0	\$10,000	\$0	0.00 %
Total	\$18,204,971	\$4,941,634	\$18,225,148	\$20,177	0.11 %

Mandatory Phased Appropriation Reporting

MPA-1. Contracts

Contractor Name	Purpose	Amount	Start Date	End Date	# of Contract Changes	Contract Change Amt
Jacobs - For Engineering	Design/Engineering	\$2,500,000	12/30/2016	12/30/2021	0	\$0
	Total	\$2,500,000			0	\$0

MPA-2. Contract Change Explanation

MPA-3. Current Quarter's Key Activities

Pursuance of concurrence with WSDOT and SDOT

MPA-4. Next Quarter's Key Activities

Achieve concurrence and permits with WSDOT and SDOT

MPA-5. Closely Monitored Issues & Risk Summary

WSDOT "Do no harm to I-5" clause
SDOT "Approval of code amendment for this facility"

Q4 2020 Baseline Detail Report

Agency: All, Fund: All, Year: 2020, Qtr: 4th Quarter, MPA Only: Yes, Project: All

1134218 TDC INTERIM BASE STANDALONE

Target Baseline Date	04/30/2019
Actual Baseline Date	05/14/2019
Council District(s)	8
Department	METRO TRANSIT DEPARTMENT
Agency	Transit
Contact	Stronks, Garrett
MPA Reporting	Yes - Reporting Required
Publish Quarter	Q4 2020

Last updated by KC\insiriwardena on 2/1/2021 4:57:30 PM

Current Schedule and Costs						
Phase	Start	End	Status	Current Estimate At Completion (EAC)	ITD Actuals thru DEC-2020	ITD Budget thru DEC-2020
1 Planning	6/11/2018	8/24/2018	Completed	\$475,226	\$389,880	\$0
2 Preliminary Design	7/10/2018	3/11/2019	Completed	\$1,909,383	\$2,462,093	\$555,824
3 Final Design	8/1/2018	12/2/2019	In Progress	\$2,922,169	\$1,157,097	\$3,397,395
4 Implementation	10/17/2018	6/30/2021	In Progress	\$35,333,104	\$32,623,498	\$39,746,200
5 Closeout	7/1/2021	12/31/2021	Not Started	\$64,713	\$733	\$439,176
6 Acquisition			Not Started	\$0	\$0	\$0
Total				\$40,704,595	\$36,633,300	\$44,138,595

Current Substantial Completion

Baseline Schedule and Costs			
Phase	Start	End	Baseline Budget At Completion (BAC)
1 Planning	6/11/2018	8/24/2018	\$473,174
2 Preliminary Design	7/10/2018	3/11/2019	\$1,909,072
3 Final Design	8/1/2018	12/2/2019	\$2,372,600
4 Implementation	10/17/2018	7/6/2020	\$35,904,749
5 Closeout	7/7/2020	11/19/2020	\$45,000
6 Acquisition			\$0
Total			\$40,704,595

Baseline Substantial Completion

Scope  Yellow

Q4 2020 Baseline Detail Report

Agency: All, Fund: All, Year: 2020, Qtr: 4th Quarter, MPA Only: Yes, Project: All

1134218 TDC INTERIM BASE STANDALONE

Scope Variance Comment

When the planning concept was first introduced, and the original scale of the project was developed, the scope(s) were very simple and not adequate for industrial use. Now that requirements and design have been corrected / updated, the scope(s) have changed.

Current Scope

This project involves the construction of a temporary 125-bus transit base adjacent to South Base. Transit base will include vehicle maintenance functions via prefabricated or modular buildings as well as operator spaces (break, locker, restroom, dispatch, chief, superintendent) and miscellaneous other business functions required for base operations beginning September 2020 (including safety, health and wellness, etc.)

Baseline Scope

This project involves the construction of a temporary 125-bus transit base adjacent to South Base. Transit base will include vehicle maintenance functions via prefabricated or modular buildings as well as operator spaces (break, locker, restroom, dispatch, chief, superintendent) and miscellaneous other business functions required for base operations (safety, health and wellness, etc.)

Schedule



Red

Schedule Variance Comment

When the planning concept was first introduced, and the original scale of the project was developed, the scope(s) were very simple and not adequate for industrial use. Now that requirements and design have been corrected / updated, the scope(s) have changed.

Schedule Comparison: Baseline vs. Current

Schedule	Baseline			Current			Status
	Start	End	Duration	Start	End	Duration	
1 Planning	6/11/2018	8/24/2018	74	6/11/2018	8/24/2018	74	Completed
2 Preliminary Design	7/10/2018	3/11/2019	244	7/10/2018	3/11/2019	244	Completed
3 Final Design	8/1/2018	12/2/2019	488	8/1/2018	12/2/2019	488	In Progress
4 Implementation	10/17/2018	7/6/2020	628	10/17/2018	6/30/2021	987	In Progress
5 Closeout	7/7/2020	11/19/2020	135	7/1/2021	12/31/2021	183	Not Started
6 Acquisition							Not Started
Substantial Completion Date	4/21/2020			6/30/2021			

Q4 2020 Baseline Detail Report

Agency: All, Fund: All, Year: 2020, Qtr: 4th Quarter, MPA Only: Yes, Project: All

1134218 TDC INTERIM BASE STANDALONE

Schedule Variance Analysis					
	Final Design Start (FDS)	Substantial Completion Date (SCD)	Duration (Days) = (SCD - FDS)	Variance at Completion (VAC) = Current Duration - Baseline Duration	% VAC = (Current Duration - Baseline Duration) / Baseline Duration
Baseline Schedule	8/1/2018	4/21/2020	629	435	69.00 %
Current Schedule	8/1/2018	6/30/2021	1064		

Cost  Green

Cost Variance Comment

Cost Variance Analysis by Capital Phase					
Phase	Baseline Budget At Completion (BAC)	ITD Actuals thru DEC-2020	Current Estimate At Completion (EAC)	Cost Variance At Completions (CVAC = EAC-BAC)	% CVAC = (EAC - BAC)/BAC
1 Planning	\$473,174	\$389,880	\$475,226	\$2,052	0.00 %
2 Preliminary Design	\$1,909,072	\$2,462,093	\$1,909,383	\$311	0.00 %
3 Final Design	\$2,372,600	\$1,157,097	\$2,922,169	\$549,569	23.00 %
4 Implementation	\$35,904,749	\$32,623,498	\$35,333,104	(\$571,645)	-2.00 %
5 Closeout	\$45,000	\$733	\$64,713	\$19,713	44.00 %
6 Acquisition	\$0	\$0	\$0	\$0	0.00 %
Total	\$40,704,595	\$36,633,300	\$40,704,595	\$0	0.00 %

Mandatory Phased Appropriation Reporting

MPA-1. Contracts

Contractor Name	Purpose	Amount	Start Date	End Date	# of Contract Changes	Contract Change Amt
Prospect Construction	Construction	\$19,000,000	09/20/2019	10/02/2020	0	\$0
Total		\$19,000,000			0	\$0

MPA-2. Contract Change Explanation

No Changes; This is a Project Specific Work Order Contract

MPA-3. Current Quarter's Key Activities

Civil Work on site.

Q4 2020 Baseline Detail Report

Agency: All, Fund: All, Year: 2020, Qtr: 4th Quarter, MPA Only: Yes, Project: All

1134218 TDC INTERIM BASE STANDALONE

MPA-4. Next Quarter's Key Activities

Building construction

MPA-5. Closely Monitored Issues & Risk Summary

Weather, Material deliveries, Sub-Contractor Coordination

Q4 2020 Baseline Detail Report

Agency: All, Fund: All, Year: 2020, Qtr: 4th Quarter, MPA Only: Yes, Project: All

1033497 SW SOUTH COUNTY RECYCLING & TS STANDALONE

Target Baseline Date	07/22/2020
Actual Baseline Date	07/22/2020
Council District(s)	7
Department	NATURAL RESOURCES AND PARKS
Agency	Solid Waste
Contact	Margaret Bay
MPA Reporting	Yes - Reporting Required
Publish Quarter	Q4 2020



Last updated by KCletenuta on 1/28/2021 12:31:49 PM

Current Schedule and Costs						
Phase	Start	End	Status	Current Estimate At Completion (EAC)	ITD Actuals thru DEC-2020	ITD Budget thru DEC-2020
1 Planning	11/1/2010	5/30/2018	Completed	\$4,055,179	\$4,206,609	\$4,040,008
2 Preliminary Design	6/29/2018	4/30/2021	In Progress	\$10,026,000	\$5,115,920	\$8,598,780
3 Final Design	7/22/2020	3/29/2022	In Progress	\$16,328,000	\$75,771	\$16,363,375
4 Implementation	3/30/2022	8/27/2024	Not Started	\$106,374,999	\$109,700	\$14,209,279
5 Closeout	8/28/2024	9/30/2026	Not Started	\$1,376,000	\$0	\$0
6 Acquisition	5/1/2012	12/31/2020	In Progress	\$6,223,000	\$3,006,372	\$6,257,829
Total				\$144,383,178	\$12,514,371	\$49,469,271

Current Substantial Completion

Baseline Schedule and Costs			
Phase	Start	End	Baseline Budget At Completion (BAC)
1 Planning	11/1/2010	5/30/2018	\$4,055,179
2 Preliminary Design	6/29/2018	7/22/2020	\$10,026,000
3 Final Design	7/22/2020	11/30/2021	\$16,328,000
4 Implementation	12/31/2021	4/30/2024	\$106,374,999
5 Closeout	5/31/2026	9/30/2026	\$1,376,000
6 Acquisition	5/1/2012	12/31/2020	\$6,223,000
Total			\$144,383,178

Baseline Substantial Completion

Scope ● Green

Q4 2020 Baseline Detail Report

Agency: All, Fund: All, Year: 2020, Qtr: 4th Quarter, MPA Only: Yes, Project: All

1033497 SW SOUTH COUNTY RECYCLING & TS STANDALONE

Scope Variance Comment

Current Scope

South County Recycling and Transfer Station: This project entails siting, designing, permitting, and constructing a new, modern transfer and recycling facility to replace the Algona Transfer Station, which has been in operation since the 1960s and lacks recycling services.

Baseline Scope

South County Recycling and Transfer Station: This project entails siting, designing, permitting, and constructing a new, modern transfer and recycling facility to replace the Algona Transfer Station, which has been in operation since the 1960s and lacks recycling services.

Schedule  Yellow

Schedule Variance Comment

Project preliminary design phase amended to extend preliminary phase. The project has experienced delays caused by lack of resources and process mechanisms within the City of Algona in reviewing and responding to project Conditional Use Permit (CUP) application submitted per City of Algona CUP requirements.

Schedule Comparison: Baseline vs. Current

Schedule	Baseline			Current			
	Start	End	Duration	Start	End	Duration	Status
1 Planning	11/1/2010	5/30/2018	2767	11/1/2010	5/30/2018	2767	Completed
2 Preliminary Design	6/29/2018	7/22/2020	754	6/29/2018	4/30/2021	1036	In Progress
3 Final Design	7/22/2020	11/30/2021	496	7/22/2020	3/29/2022	615	In Progress
4 Implementation	12/31/2021	4/30/2024	851	3/30/2022	8/27/2024	881	Not Started
5 Closeout	5/31/2026	9/30/2026	122	8/28/2024	9/30/2026	763	Not Started
6 Acquisition	5/1/2012	12/31/2020	3166	5/1/2012	12/31/2020	3166	In Progress
Substantial Completion Date	6/29/2024			8/19/2024			

Schedule Variance Analysis

	Final Design Start (FDS)	Substantial Completion Date (SCD)	Duration (Days) = (SCD - FDS)	Variance at Completion (VAC) = Current Duration - Baseline Duration	% VAC = (Current Duration - Baseline Duration) / Baseline Duration
Baseline Schedule	7/22/2020	6/29/2024	1438	51	3.00 %
Current Schedule	7/22/2020	8/19/2024	1489		

Cost  Green

Q4 2020 Baseline Detail Report

Agency: All, Fund: All, Year: 2020, Qtr: 4th Quarter, MPA Only: Yes, Project: All

1033497 SW SOUTH COUNTY RECYCLING & TS STANDALONE

Cost Variance Comment

Cost Variance Analysis by Capital Phase

Phase	Baseline Budget At Completion (BAC)	ITD Actuals thru DEC-2020	Current Estimate At Completion (EAC)	Cost Variance At Completions (CVAC = EAC-BAC)	% CVAC = (EAC - BAC)/BAC
1 Planning	\$4,055,179	\$4,206,609	\$4,055,179	\$0	0.00 %
2 Preliminary Design	\$10,026,000	\$5,115,920	\$10,026,000	\$0	0.00 %
3 Final Design	\$16,328,000	\$75,771	\$16,328,000	\$0	0.00 %
4 Implementation	\$106,374,999	\$109,700	\$106,374,999	\$0	0.00 %
5 Closeout	\$1,376,000	\$0	\$1,376,000	\$0	0.00 %
6 Acquisition	\$6,223,000	\$3,006,372	\$6,223,000	\$0	0.00 %
Total	\$144,383,178	\$12,514,371	\$144,383,178	\$0	0.00 %

Mandatory Phased Appropriation Reporting

MPA-1. Contracts

Contractor Name	Purpose	Amount	Start Date	End Date	# of Contract Changes	Contract Change Amt
HDR Engineering, Inc.	Other	\$3,847,657	05/30/2018	12/31/2020	2	\$0
	Total	\$3,847,657			2	\$0

MPA-2. Contract Change Explanation

N/A. Project is not in construction yet. Project is in the Final Design Phase.

MPA-3. Current Quarter's Key Activities

Execute contract for Construction Management (CM) Services. Apply for a Conditional Use Permit (CUP) from the City of Algona. Execute Final Design Phase contract.

MPA-4. Next Quarter's Key Activities

Execute final design contract Amendment 4. Integrate new project representative (Karen Herndon). Finalize CUP in late March or early April - dependent on City of Algona's review schedule. In an effort to recover schedule, work with the design team to identify construction work, such as site grading, that can begin in advance of a notice-to-proceed (NTP) for the project's General Contractor. Identify resource(s) to support owner-procured equipment for construction.

MPA-5. Closely Monitored Issues & Risk Summary

The Conditional Use Permit (CUP) is being closely monitored. City of Algona permit conditions could impact the project schedule and costs. Project may be affected by consultant delays or in-house resource limitations due to external influences, such as COVID-19. Regulatory review agencies may encounter permit application backlogs, causing delays in receiving permits that may affect advertisement for a contractor.

Q4 2020 Baseline Detail Report

Agency: All, Fund: All, Year: 2020, Qtr: 4th Quarter, MPA Only: Yes, Project: All

1033497 SW SOUTH COUNTY RECYCLING & TS STANDALONE

CIP Fund Level Emergent Need Contingency Budget Utilization (Instructions below)

Quarterly Budget Management Report: **4Q 2020** (update for current reporting quarter)
 Emergent Need Contingency Use

Emergent Need Project Information

Agency (Division)	Project Number	Project Name	Current ITD Budget
Transit	1111770	TD CIP CONTINGENCY	\$ 17,868,870 (net of prior transfers, before proposed Q4'20 action)

For Standalone Projects Receiving Emergent Needs Contingency

Agency (Division)	Project Number	Project Name	Adopted ITD Budget	Previous Emergent Need Requests this Biennium	Current Emergent Need Request	Revised ITD Budget	Estimate at Completion	Emergent Need Transfer %*	Emergent Need Letter Required	Reason for Transfer
Transit	1115487	TDC SHELTER REFURBISHMENT	11,121,169	-	392,277	11,121,169	11,513,446	3%		
Transit	1122396	TDC DSTT ELEVATORS RENOV	4,308,960	-	1,106,249	4,308,960	5,415,209	20%		Letter submitted to the council in Q3'19, no objections. Transfer done late to allow for
Transit	1127867	TDC COMFORT ST SODO	1,227,546	-	111,275	1,227,546	1,338,821	8%		
Transit	1127875	TDC COMFORT ST TIBS	1,086,139	-	84,472	1,086,139	1,170,611	7%		
Transit	1117191	TD RYERSON BASE LIFT REPL	10,161,459	-	485,460	10,161,459	10,646,919	5%		
				\$ -						

For Master and Admin Projects Receiving Emergent Needs Contingency

Agency (Division)	Project Number	Project Name	Balance Carry Over into Biennium	Current Biennial Adopted Budget Plus Supplemental	Total Budget	Previous Emergent Need Requests this Biennium	Current Emergent Need Request	Total Revised Budget	Emergent Need Transfer %*	Emergent Need Letter Required	Reason for Transfer
Transit	1116072	TD BUS ZONE SAFETY BUDGET	566,867	-	566,867	-	50,000	\$ 566,867	9%	No	
Transit	1116073	TD SHELTERS & LIGHTING	16,061,073	(14,967,459)	1,093,614	-	150,000	\$ 1,093,614	14%	No	
Transit	1129629	TDC EQUIP ASSET MGMT	3,592,691	-	3,592,691	-	876,665	\$ 3,592,691	24%	Yes	Letter submitted to the council in Q3'19, no objections. Transfer done
Transit	1126880	TDC RT 245 OPERATIONAL IMP	1,468,597	1,673,344	3,141,942	-	384,972	\$ 3,141,942	12%	No	
Transit	1124069	TDC S&R CORRIDOR PGM BUDGET	1,584,669	-	1,584,669	-	100,000	\$ 1,584,669	6%	No	
Transit	1028681	TDC BUS ZONE IMP SHELTERS	190,276	19,068,954	19,259,230	-	472,934	\$ 19,259,230	2%	No	

CIP Fund Level Emergent Need Contingency Budget Utilization (Instructions below)

Quarterly Budget Management Report: **4Q2020** (update for current reporting quarter)
 Emergent Need Contingency Use

Emergent Need Project Information

Agency (Division)	Project Number	Project Name	Current ITD Budget
Roads - Fund 3855	1129582	RSD EMERGENT NEED 3855	1,801,000.00

For Standalone Projects Receiving Emergent Needs Contingency

Agency (Division)	Project Number	Project Name	Adopted ITD Budget	Previous Emergent Need Requests this Biennium	Current Emergent Need Request	Revised ITD Budget	Estimate at Completion	Emergent Need Transfer %*	Emergent Need Letter Required	Reason for Transfer

For Master and Admin Projects Receiving Emergent Needs Contingency

Agency (Division)	Project Number	Project Name	Balance Carry Over into Biennium	Current Biennial Adopted Budget Plus Supplemental	Total Budget	Previous Emergent Need Requests this Biennium	Current Emergent Need Request	Total Revised Budget	Emergent Need Transfer %*	Emergent Need Letter Required	Reason for Transfer
Roads - Fund 3855	1129591	RSD CWP SCHOOL ZONE SAFETY	\$ 19,799	\$ 561,000	\$ 580,799	\$ 20,000	\$ 67,000	\$ 667,799	15%	No	<u>Subproject 1136580 RSD S 360TH ST SCHOOL PTHWY</u> :This change is requested in orderto complete construction of school pathway project; current project budget is \$260,000.

CIP Fund Level Grant Contingency Budget Utilization (Instructions below)

Quarterly Budget Management Report:
Grant Contingency Use

4Q2020 (update for current reporting quarter)

Grant Contingency Project Information

Agency (Division)	Project Number	Project Name	Beginning Quarter ITD Budget	Undesignated Ending Quarter ITD Budget
Roads - Fund 3855	1129583	RSD GRANT CONTINGENCY 3855	\$ 8,363,353	\$ 7,730,053

For Existing Projects Receiving Grant Contingency

Agency (Division)	Project Number	Project Name	Adopted ITD Budget	Current Grant Contingency Request	Revised ITD Budget	Estimate at Completion	Was this grant identified in your CAP? (Yes or No)	KC Percentage Match	Reason for Transfer
Roads-Fund 3855	1135073	RSD CWP 2019-20 BRIDGE SAFETY	\$ 13,775,794	\$ 633,300	\$ 14,409,094		Yes	0%	Transfer funds from Grant Contingency 3855 to 1135073 RSD CWP 2019-20 BRIDGE SAFETY. The transfer is required because the Coal Creek Bridge 3035A Replacement project received additional Federal Bridge Local Program grant funds for its right-of-way acquisition phase. The additional funds is a result of WSDOT Local Programs provision to reimburse agencies 100 percent of phase estimates obligated through September 20, 2021 (originally September 20, 2020) due to the COVID-19 pandemic.

CIP Fund Level Emergent Need Contingency Budget Utilization (Instructions below)

Quarterly Budget Management Report: **4Q2020** (update for current reporting quarter)
 Emergent Need Contingency Use

Emergent Need Project Information

Agency (Division)	Project Number	Project Name	Current ITD Budget
Roads - Fund 3865	1129592	RSD EMERGENT NEED 3865	467,198.00

For Standalone Projects Receiving Emergent Needs Contingency

Agency (Division)	Project Number	Project Name	Adopted ITD Budget	Previous Emergent Need Requests this Biennium	Current Emergent Need Request	Revised ITD Budget	Estimate at Completion	Emergent Need Transfer %*	Emergent Need Letter Required	Reason for Transfer
Roads	1131237	RSD SW 102 ST&8 AVE SW RNDABT	\$ 632,214	\$ 29,786	\$ 16,408	\$ 678,408	\$ 678,408	7%	No	Additional Funds needed because design and implementation exceeded available budget
Roads	1130261	RSD SE176&SE171 WAY ROUNDABOUT	\$ 443,214	\$ 8,786	\$ 38,000	\$ 490,000	\$ 491,702	10%	No	Additional Funds needed because design and implementation exceeded available budget

CIP Fund Level Grant Contingency Budget Utilization (Instructions below)

Quarterly Budget Management Report: **4Q 2020** (update for current reporting quarter)
 Grant Contingency Use

Grant Contingency Project Information

Agency (Division)	Project Number	Project Name	Beginning Quarter ITD Budget	Undesignated Ending Quarter ITD Budget
DNRP-FUND 3292	1129460	WLER FUND GRANT CONTINGENCY	\$ 1,109,575	\$ 849,200

For Existing Projects Receiving Grant Contingency

Agency (Division)	Project Number	Project Name	Adopted ITD Budget	Current Grant Contingency Request	Revised ITD Budget	Estimate at Completion	Was this grant identified in your CAP? (Yes or No)	KC Percentage Match	Reason for Transfer
DNRP-3292	1135075	WLER FISH PASSAGE	\$ 600,000	\$ 200,000	\$ 800,000		NO	0%	Anticipated Cooperative Watershed Management (CWM) Flood Control District (FCD) Grant
	1138810	WLER NE AUBURN CREEK	\$ 50,000.00	\$ 200,000.00					
DNRP-3292	1034171	WLER WRIA 8 ECOSYSTEM	\$ 12,300,998	\$ 60,375	\$ 12,361,373		NO	0%	Anticipated CWM FCD Grant
	1133787	WLER RUTLEDGE JOHNSON		\$ 60,375					