

# Investing in Safe Systems & Vision Zero: Shifting the Paradigm

July 23, 2024

VISION44:0NETWORK



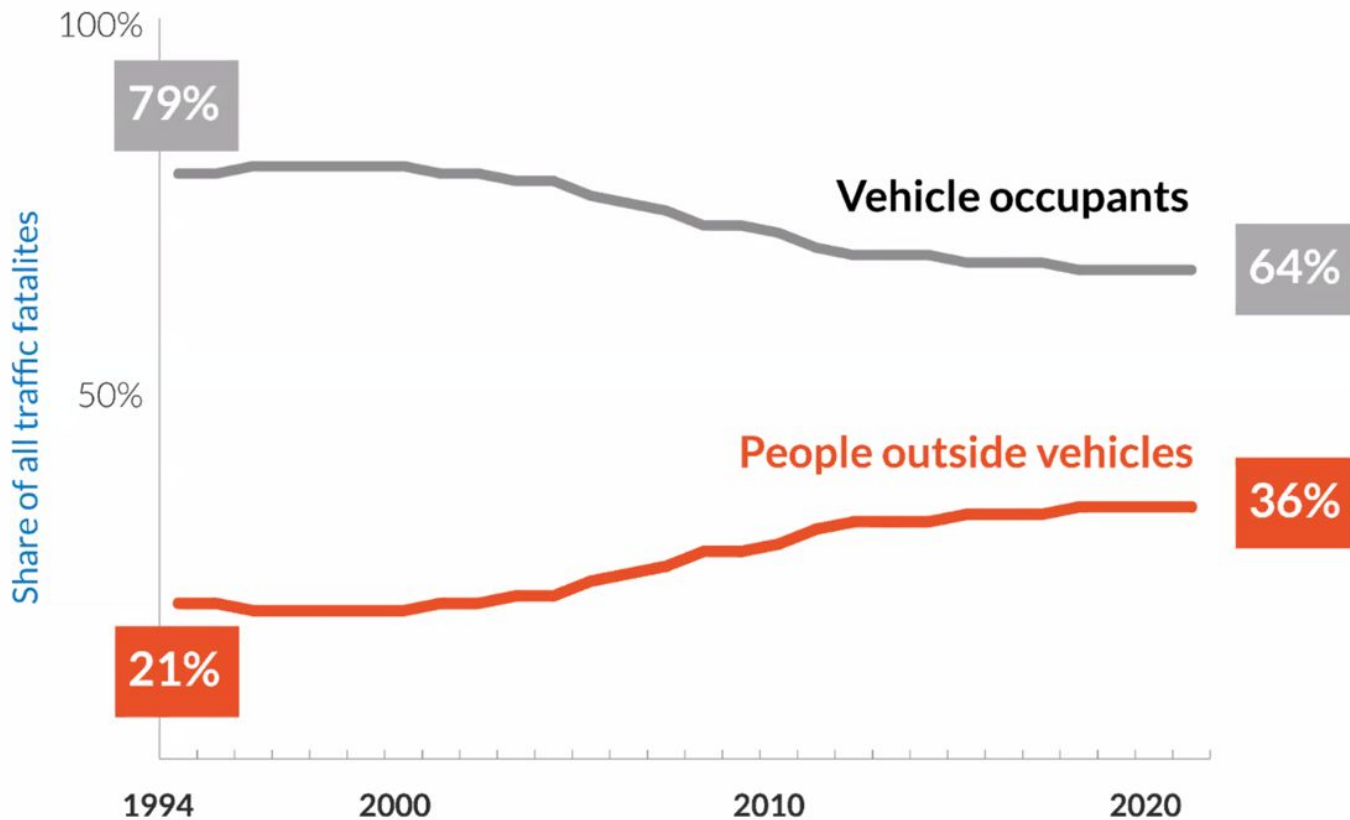
In 2021, the U.S.  
experienced a  
16-year high in  
traffic deaths

= 42,915 people

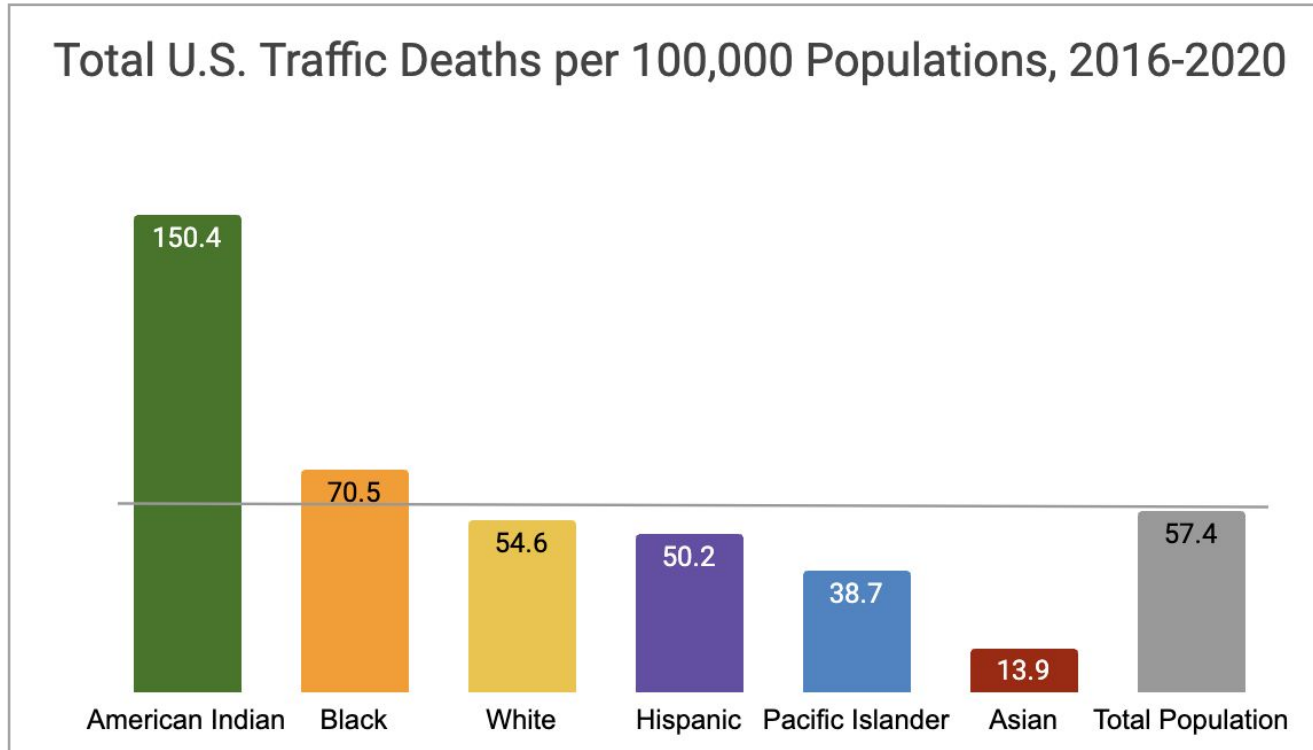




## A historic share of all deaths are people outside of vehicles



# Advancing racial, health equity



Source: U.S. Census Bureau, 2016-2020 American Community Survey 5-Year Estimates; Fatality Analysis Reporting System (FARS): 2016-2020 Final File and 2021 Annual Report File (ARF)




The United States had the **highest motor vehicle crash death rate\*** compared with 28 other high-income countries.

*\*Population-based death rates; deaths per 100,000 people in 2019*

[www.cdc.gov](http://www.cdc.gov)

[bit.ly/mm7126a1](https://bit.ly/mm7126a1)

## Crash death rates\* in high-income countries





# SAFE SYSTEM

## APPROACH

**Zero is our goal. A Safe System  
is how we get there.**

Source: [USDOT](#), Federal Highway  
Administration



# VISION4ERO

is not a slogan...  
not a tagline...  
not even a program.

Vision Zero is fundamentally  
different.

It is a paradigm shift.

VISION4ERONETWORK

# Shifting to an Upstream, Safe System Approach





# Traditional approach

Improve human behavior

# Safe System approach

Design for human mistakes/limitations



# Traditional approach

# Safe System approach

Control speeding



Reduce system kinetic energy

Focus on individual speeding = reactive  
Less effective & equitable

Focus on making the \*system\* safer proactively by managing speeds with physical designs, lower speed limits, etc.



## SAFE SPEED: TREATMENTS THAT MINIMIZE INJURIES

Speed through typical intersection



Source: Fehr & Peers

Speed through Safe System intersection



Source: City of Carmel, IN

# Traditional approach

Individuals are responsible

# Safe System approach

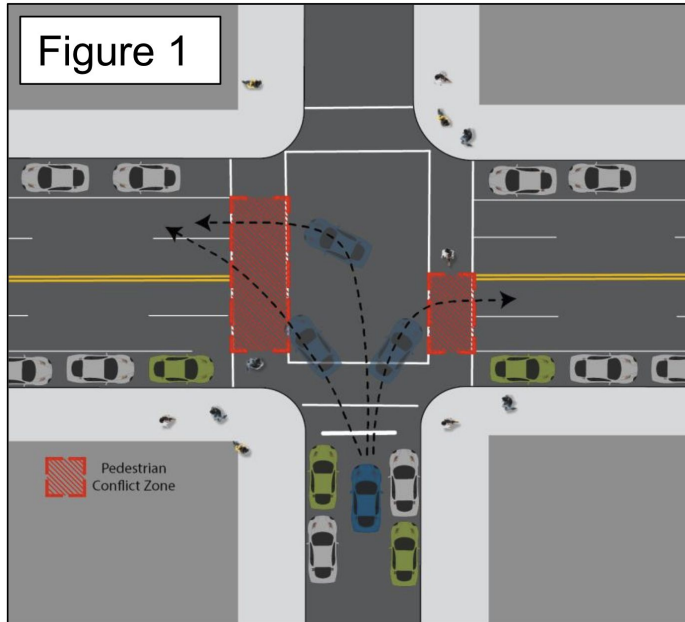
Share responsibility



# Traditional approach

React based on crash history →

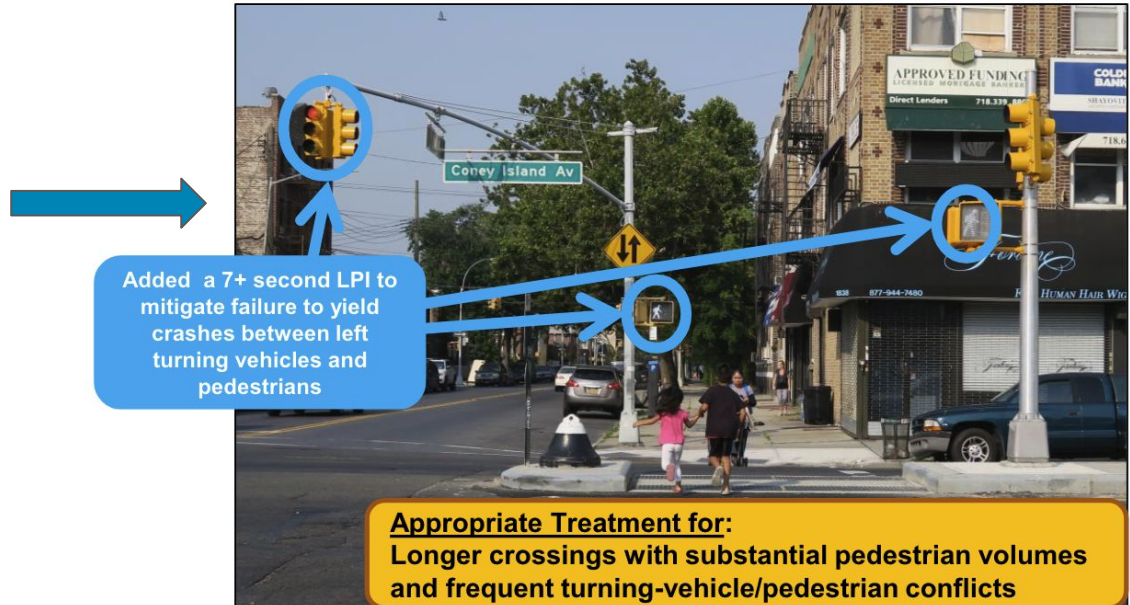
*Ex: Left Turn Risk*



# Safe System approach

Proactively identify and address risks

*Ex: Installing Leading Pedestrian Intervals Citywide*



# Prioritizing Safety over Speed



# New York City



## First five years of NYC's Vision Zero work:

- 26% fewer traffic deaths
- \$90 million saved in healthcare costs



# Fremont, California



**45% reduction in fatal & severe injuries over past 5 years:**

- Reduced posted speed limits on 20+ miles
- 12+ protected intersections
- 30+ Quick-Build bulb-outs
- Restriped 50% of arterial roads, reducing lane widths
- Shifted to brighter LED street lights

# Hoboken, New Jersey



**G** Governing  
For the people making government work.

Policy Management Finance More News Topics Papers Podcasts Webinars News

TRANSPORTATION

## How Hoboken Has Gone Years Without a Traffic Death

It's been seven years since the New Jersey city has seen a traffic fatality, with injuries down significantly as well. Many of its improvements could be replicated elsewhere.

Feb. 28, 2024 • Jared Brey

[f](#) [in](#) [t](#) [=](#) [p](#)

**BEYOND CURRICU**  
Education Mark  
March 27, 2024  
Register here!

**Latest News**

**FINANCE**  
Eliminating Income Tax  
an Expensive Given  
OPINION | March 14, 2024

**POLICY**  
Massachusetts Goes All In on Marijuana Misuse  
March 13, 2024



- Reduced speed limit to 20mph citywide
- Daylighted 78 intersections
- Installed 61 high visibility crosswalks



ZERO <sup>IS</sup> <sub>ES</sub> MORE MÁS 零更多 ししょうしゃゼロ 제로는 더 많다  
ANG WALA AY MAS MARAMI BIRTHDAYS CUMPLEAÑOS 생일  
学习 LEARNING 学び APRENDIZAJE 배움 WONDER ASOMBRO  
CELEBRATIONS 庆祝活动 MGA PAGDIRIWANG 幸せ HAPPINESS  
MORE MÁS 更多 もっと 더 LIFE VIDA

**Leah Shahum**

leah@visionzeronetwork.org

[www.visionzeronetwork.org](http://www.visionzeronetwork.org)

@visionzeronet

VISION ZERO NETWORK