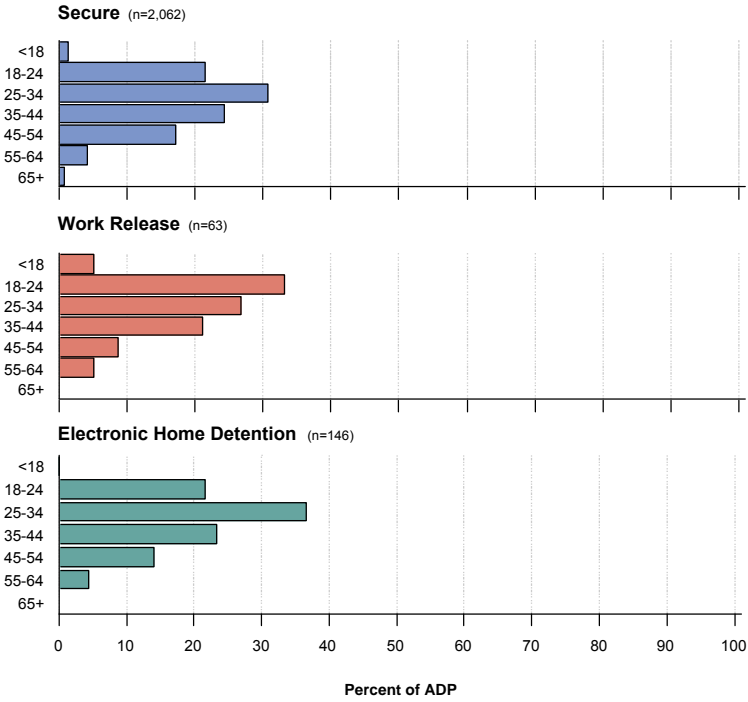


King County Department of Adult and Juvenile Detention Detention and Alternatives Report

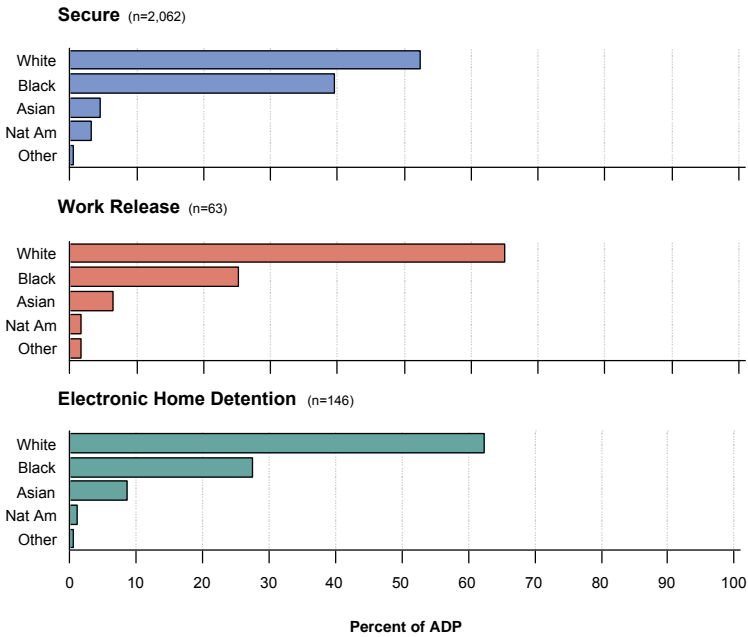
January 2010 ADP by Housing Location and Demographics

Age at Booking



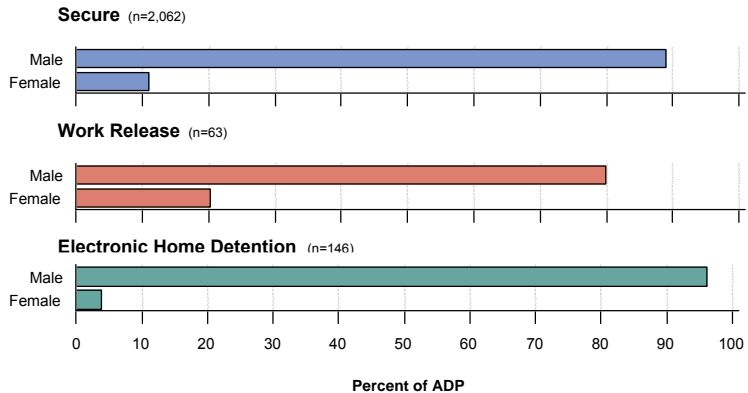
	Secure		WER		EHD	
	N	%	N	%	N	%
<18	27	1.2%	3	5.1%	0	0.0%
18-24	445	21.5%	21	33.2%	32	21.6%
25-34	634	30.7%	17	26.7%	53	36.5%
35-44	502	24.3%	13	21.0%	34	23.3%
45-54	352	17.0%	5	8.7%	20	13.9%
55-64	85	4.1%	3	5.1%	6	4.4%
65+	17	0.8%	0	-	0	-

Race



	Secure		WER		EHD	
	N	%	N	%	N	%
White	1,080	52.3%	41	64.9%	91	62.2%
Black	814	39.4%	16	25.2%	40	27.4%
Asian	95	4.6%	4	6.4%	13	8.6%
Nat Am	64	3.1%	1	1.6%	2	1.1%
Other	9	0.4%	1	1.5%	1	0.5%

Gender

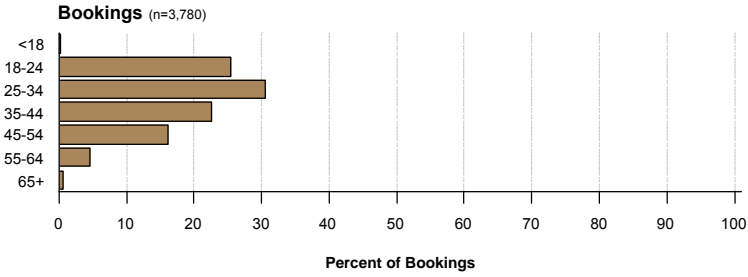


	Secure		WER		EHD	
	N	%	N	%	N	%
Male	1,835	89.0%	50	79.8%	140	96.1%
Female	227	10.9%	13	20.1%	6	3.8%

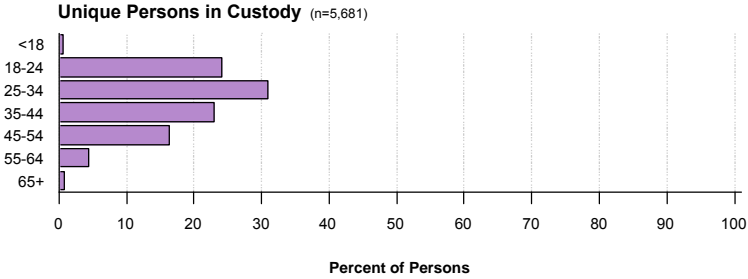
King County Department of Adult and Juvenile Detention Detention and Alternatives Report

January 2010 Bookings and Unique Persons Incarcerated by Demographics

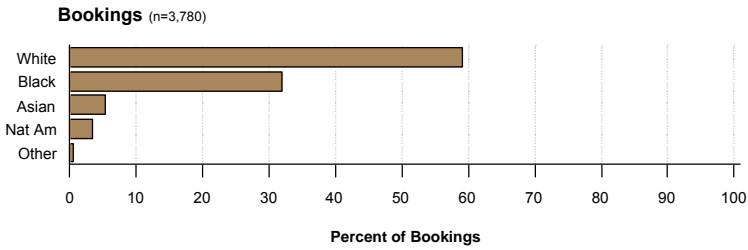
Age at Booking



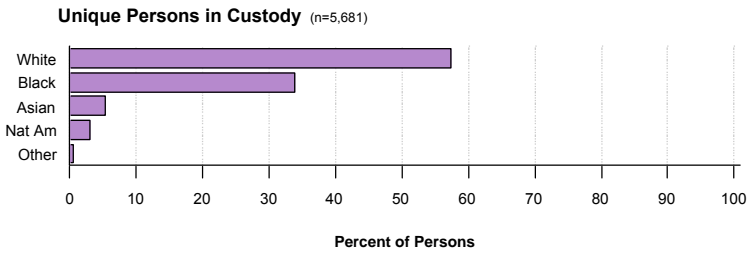
	Bookings		Persons	
	N	%	N	%
<18	6	0.1%	34	0.5%
18-24	961	25.4%	1,369	24.0%
25-34	1,154	30.5%	1,759	30.9%
35-44	850	22.4%	1,307	23.0%
45-54	612	16.1%	923	16.2%
55-64	175	4.6%	250	4.4%
65+	22	0.5%	39	0.6%



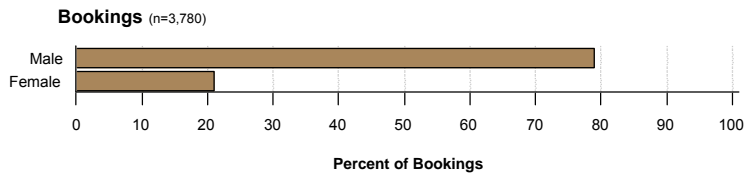
Race



	Bookings		Persons	
	N	%	N	%
White	2,230	58.9%	3,260	57.3%
Black	1,208	31.9%	1,919	33.7%
Asian	198	5.2%	301	5.2%
Nat Am	125	3.3%	174	3.0%
Other	19	0.5%	27	0.4%



Gender



	Bookings		Persons	
	N	%	N	%
Male	2,985	78.9%	4,713	82.9%
Female	795	21.0%	968	17.0%

