



KING COUNTY

1200 King County Courthouse
516 Third Avenue
Seattle, WA 98104

Signature Report

February 19, 2003

Motion 11655

Proposed No. 2003-0005.2

Sponsors Phillips

1 A MOTION approving a reporting format for adult and
2 juvenile secure/non-secure custodial populations as
3 requested in Ordinance 14517.

4
5

6 WHEREAS, Ordinance 14517 contained a proviso requiring the executive to
7 develop a reporting format for adult and juvenile secure/non-secure custodial
8 populations, and

9 WHEREAS, the executive has submitted a reporting format that complies with
10 the proviso requirements to the satisfaction of the council;

11 NOW, THEREFORE, BE IT MOVED by the Council of King County:

12 A reporting format for adult and juvenile secure/non-secure custodial populations,
13 in substantially the form attached to this ordinance, is hereby approved.

14


Motion 11655 was introduced on 1/21/2003 and passed by the Metropolitan King County Council on 2/18/2003, by the following vote:

Yes: 9 - Ms. Sullivan, Ms. Edmonds, Mr. von Reichbauer, Ms. Lambert, Mr. McKenna, Mr. Constantine, Mr. Pullen, Mr. Gossett and Ms. Patterson


No: 0

Excused: 4 - Mr. Phillips, Mr. Pelz, Ms. Hague and Mr. Irons

KING COUNTY COUNCIL
KING COUNTY, WASHINGTON


Cynthia Sullivan, Chair

ATTEST:



Anne Noris, Clerk of the Council

Attachments A. Adult and Juvenile Detention Secure-Non-Secure Custodial Populations

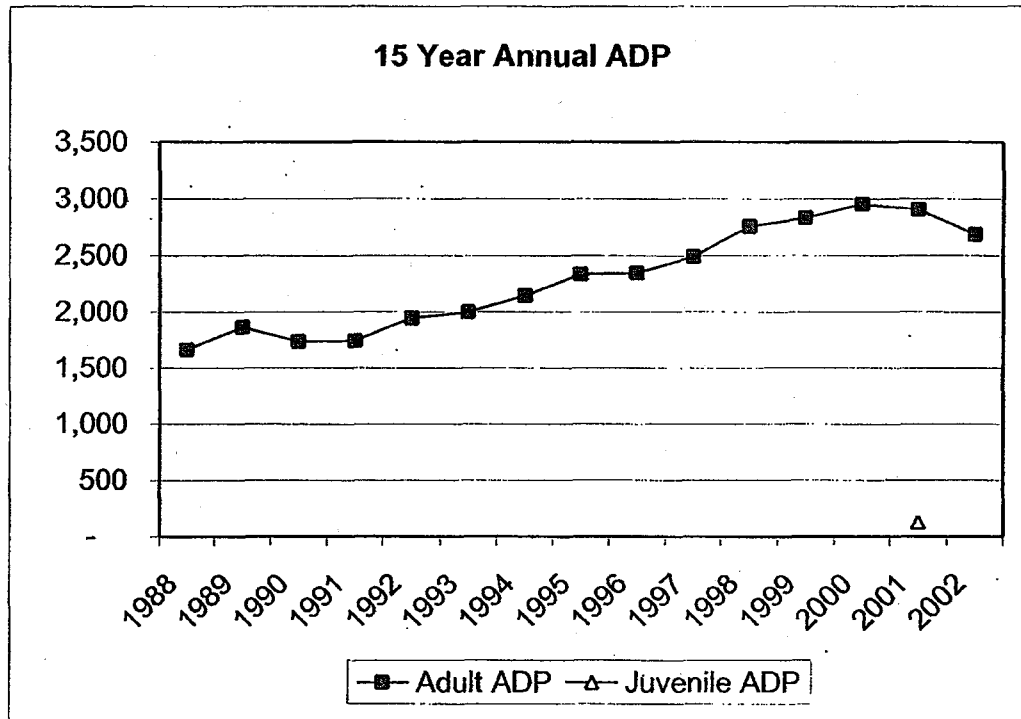
Adult and Juvenile Detention Secure/Non-Secure Custodial Populations

Reporting Proviso Section 1: 15 year annual Average Daily Population for Adult and Juvenile detainees

2003 005

Year	Adult ADP	Juvenile ADP
1988	1,665	
1989	1,864	
1990	1,737	
1991	1,744	
1992	1,946	
1993	1,998	
1994	2,144	
1995	2,334	
1996	2,344	
1997	2,489	
1998	2,755	
1999	2,833	
2000	2,953	
2001	2,906	125.7
2002	2,685	

(Note: Data on this and other pages is for illustrative purposes. Complete data will begin with the February reports.)



Adult and Juvenile Detention Secure/Non-Secure Custodial Populations

Adult

The following tables form the response to the 2003 Council Budget reporting **Proviso Sections 2-5**:
 2 - Average Daily Population (ADP) by month for Adult custodial populations comparing populations to prior years; 3 - Bookings, intakes, ADP and average length of stay (ALOS) for adult custodial populations by month; 4 - ADP by custodial status and placement for all adult custodial populations; 5 - ALOS by custodial status and placement for all adult custodial populations.

ADULT POPULATION

Status:

	ADP		Bookings		ALOS	
	2002	2003	2002	2003	2002	2003
	<i>Secure</i>					
<i>Baseline</i>						
January	2,571		5047			
February	2,581		4468			
March	2,521		4616			
April	2,451		4433			
May	2,405		4607			
June	2,487		4529			
July	2,550		4769			
August	2,323		4699			
September	2,252		4201			
October	2,246		4516			
November	2,185		4115			
December	2,131					
YTD Ave						

	ADP		Bookings		ALOS	
	2002	2003	2002	2003	2002	2003
	<i>Electronic Home Detention (EHD)</i>					
<i>Baseline</i>						
January						
February						
March						
April						
May						
June						
July						
August						
September						
October						
November						
December						
YTD Ave						

Adult and Juvenile Detention Secure/Non-Secure Custodial Populations

Adult

	ADP		Bookings		ALOS	
	2002	2003	2002	2003	2002	2003
	<i>Work Education Release (WER)</i>					
<i>Baseline</i>						
January						
February						
March						
April						
May						
June						
July						
August						
September						
October						
November						
December						
YTD Ave						

	Enrollment		Admissions	ALOS	
	2002	2003		Program	Calendar
	<i>Day Reporting Center (DRC)</i>				
<i>Baseline</i>					
January	N/A				
February	N/A				
March	N/A				
April	N/A				
May	N/A				
June	N/A				
July	N/A				
August	N/A				
September	N/A				
October	N/A				
November	N/A				
December	N/A				
YTD Ave					

	Enrollment		Admissions	ALOS	
	2002	2003		Program	Calendar
	<i>Work Crew</i>				
<i>Baseline</i>					
January	N/A				
February	N/A				
March	N/A				
April	N/A				
May	N/A				
June	N/A				
July	N/A				
August	N/A				
September	N/A				
October	N/A				
November	N/A				
December	N/A				
YTD Ave					

Adult and Juvenile Secure/Non-Secure Custodial Populations

Adult

The following tables are back-ups to the Adult response 2-5 tables
 Please note that "Bookings" column reflect the status at booking, regardless of changes
 in status over the life of the booking.

ADULT POPULATION STATUS

Status:

	ADP		Bookings		ALOS	
	2002	2003	2002	2003	2002	2003
<i>Total</i>						
<i>Secure</i>						
<i>Baseline</i>						
January	2,571		5047			
February	2,581		4468			
March	2,521		4616			
April	2,451		4433			
May	2,405		4607			
June	2,487		4529			
July	2,550		4769			
August	2,323		4699			
September	2,252		4201			
October	2,246		4516			
November	2,185		4115			
December	2,131					
YTD Ave						

	ADP		Bookings		ALOS	
	2002	2003	2002	2003	2002	2003
<i>Pre-Trial</i>						
<i>Felon</i>						
<i>Baseline</i>						
January						
February						
March						
April						
May						
June						
July						
August						
September						
October						
November						
December						
YTD Ave						

Adult and Juvenile Secure/Non-Secure Custodial Populations Adult

	ADP		Bookings		ALOS	
	2002	2003	2002	2003	2002	2003
<i>Sent. Felon</i>						
Baseline						
January						
February						
March						
April						
May						
June						
July						
August						
September						
October						
November						
December						
YTD Ave						

	ADP		Bookings		ALOS	
	2002	2003	2002	2003	2002	2003
<i>Pre-Trial Misd</i>						
Baseline						
January	2,571		5047			
February	2,581		4468			
March	2,521		4616			
April	2,451		4433			
May	2,405		4607			
June	2,487		4529			
July	2,550		4769			
August	2,323		4699			
September	2,252		4201			
October	2,246		4516			
November	2,185		4115			
December	2,131					
YTD Ave						

	ADP		Bookings		ALOS	
	2002	2003	2002	2003	2002	2003
<i>Sent. Misd</i>						
Baseline						
January						
February						
March						
April						
May						
June						
July						
August						
September						
October						
November						
December						
YTD Ave						

Adult and Juvenile Secure/Non-Secure Custodial Populations

Adult

	ADP		Bookings		ALOS	
	2002	2003	2002	2003	2002	2003
<i>State Holds</i>						
Baseline						
January						
February						
March						
April						
May						
June						
July						
August						
September						
October						
November						
December						
YTD Ave						

	ADP		Bookings		ALOS	
	2002	2003	2002	2003	2002	2003
<i>Other Holds</i>						
Baseline						
January						
February						
March						
April						
May						
June						
July						
August						
September						
October						
November						
December						
YTD Ave						

Adult and Juvenile Secure/Non-Secure Custodial Populations

Juvenile

The following tables form the response to the 2003 Council Budget reporting **Proviso Sections 2-5**:
 2 - Average Daily Population (ADP) by month for juvenile custodial populations comparing populations to prior years; 3 - Bookings, intakes, ADP and average length of stay (ALOS) for juvenile custodial populations by month; 4 - ADP by custodial status and placement for all juvenile custodial populations; 5 - ALOS by custodial status and placement for all juvenile custodial populations.

JUVENILE CUSTODIAL POPULATION

Status:

	ADP		Admissions		ALOS	
	2001	2002	2002	2003	2002	2003
<i>Secure</i>						
<i>Baseline</i>						
January						
February						
March						
April						
May						
June						
July						
August						
September						
October						
November						
December						
YTD Ave						

	ADP		Admissions		ALOS	
	2001	2002	2002	2003	2002	2003
<i>EHD</i>						
<i>Baseline</i>						
January						
February						
March						
April						
May						
June						
July						
August						
September						
October						
November						
December						
YTD Ave						

Adult and Juvenile Secure/Non-Secure Custodial Populations

Juvenile

	Enrollment		Admissions	ALOS	
	2002	2003		Program	Calendar
<i>DRC/ERC</i>					
<i>Baseline</i>					
January					
February					
March					
April					
May					
June					
July					
August					
September					
October					
November					
December					
YTD Ave					

	Enrollment		Admissions	ALOS	
	2002	2003		Program	Calendar
<i>Work Crew</i>					
<i>Baseline</i>					
January					
February					
March					
April					
May					
June					
July					
August					
September					
October					
November					
December					
YTD Ave					

Adult and Juvenile Secure/Non-Secure Custodial Populations

The following tables form the response to the 2003 Council Budget reporting Proviso sections 6-8: a format to show the projected, actual and variance from projected for capacity, utilization and enrollment for all adult and juvenile custodial populations by month for every secure living unit and for each alternative to secure detention program.

January 2003

Facility/Program	Baseline	Utilization/Enrollment			
		Quarterly Forecast	Actual	Variance	% Var
KCCF					
RJC					
YSC					
Adult					
EHD					
WER					
DRC					
WC					
Juvenile					
EHD					
DRC					
WC					

Notes:

1 See Attached table for Detailed capacity discussion, including list of units closed

2003 YTD

Facility/Program	Baseline	Utilization/Enrollment			
		Annual Forecast	Actual	Variance	% Var
KCCF					
RJC					
YSC					
Adult					
EHD					
WER					
DRC					
WC					
Juvenile					
EHD					
DRC					
WC					

Notes:

1 See Attached table for Detailed capacity discussion, including list of units closed

Response to Proviso sections 9 - 10:

**9- Format for the explanation of any variance greater than or equal to 10% in any living unit or program for adult and juvenile custody populations; and
10- format for a corrective action plan to correct any variance greater than or equal to 10% in any living unit or program for adult and juvenile custody populations.**

1. Reason for variance

2. Proposed corrective actions

3. Status of previous corrective action plans

4. Other information