



King County

2023-2024

**BIENNIAL
BUDGET**

Executive Proposed

September 2022

Operating and Capital

King County, Washington

Dow Constantine
King County Executive



King County

2023-2024 BIENNIAL BUDGET

Executive Proposed

Office of the King County Executive
Office of Performance, Strategy and Budget

September 2022

King County, Washington



King County

Dow Constantine King County Executive

April Putney, Deputy Executive
Shannon Braddock, Chief of Staff
Whitney Abrams, Chief People Officer
Gary Kurihara, Chief Performance Officer
Anita Whitfield, Chief Equity and Inclusion Officer

Office of Performance, Strategy and Budget

Dwight Dively, Director
Aaron Rubardt, Deputy Director for Budget
Michael Jacobson, Deputy Director for Performance and Strategy
Lauren Smith, Regional Planning Director

Office of Performance, Strategy and Budget (budget-related staff):

Andrew Bauck	Alice Mar-Abe, Intern
Sid Bender	Emmy McConnell
Nat Bennett	Chris McGowan
Sylvaine Bucher, Intern	Elka Peterson Horner
Kerri Char	Kapena Pflum
Kristin Cline	Drew Pounds
Andrew Cronholm	Jim Record
Kate Davis	Katie Ross
Brandi DeFazio	Tatiana Saroca
Shelley De Wys	Gaukhar Serikbayeva
Helene Ellickson	Elly Slakie
Jason Escareno	Nishama Siriwardena
Justin Grover	T.J. Stutman
Lindy Honaker	Harriette Thrash-Killham
Jutta Joesch	Connor Wakayama
Becka Johnson Poppe	Lakeidra Williams
Nanette Lowe	Jim Walsh
	Jennifer Zhou

Thanks to other Executive Office staff who worked on the budget:

Ashton Allison
Kate Becker
James Bush
Kelli Carroll
Lily Clifton
Sarah Dickmeyer
Kristin Elia
Chase Gallagher
Karan Gill
Mina Hashemi
Jenny Huston
Rashd Ibrahim
Celia Jackson
Natasha Jones
Calli Knight
Cheeketa Mabone
Mauricio Martinez
Venus Mollette
Michael Padilla
Megan Pedersen
Michael White
Kaitlyn Wiggins
Rick Ybarra

Office of Economic and Financial Analysis:

Dave Reich, Chief Economist
Anthony Cacallori
Laurie Elofson



**King County Executive
Dow Constantine**



**King County Assessor
John Wilson**



**King County Prosecuting Attorney
Daniel T. Satterberg**



**King County Elections Director
Julie Wise**

ELECTED OFFICIALS (at time of publication)



METROPOLITAN KING COUNTY COUNCIL

King County Councilmembers (from top left): **Rod Dembowski** · District 1, **Girmay Zahilay** · District 2, **Sarah Perry** · District 3, **Jeanne Kohl-Welles** · District 4, **Dave Upthegrove** · District 5, **Claudia Balducci** · District 6, **Pete von Reichbauer** · District 7, **Joe McDermott** · District 8, **Reagan Dunn** · District 9



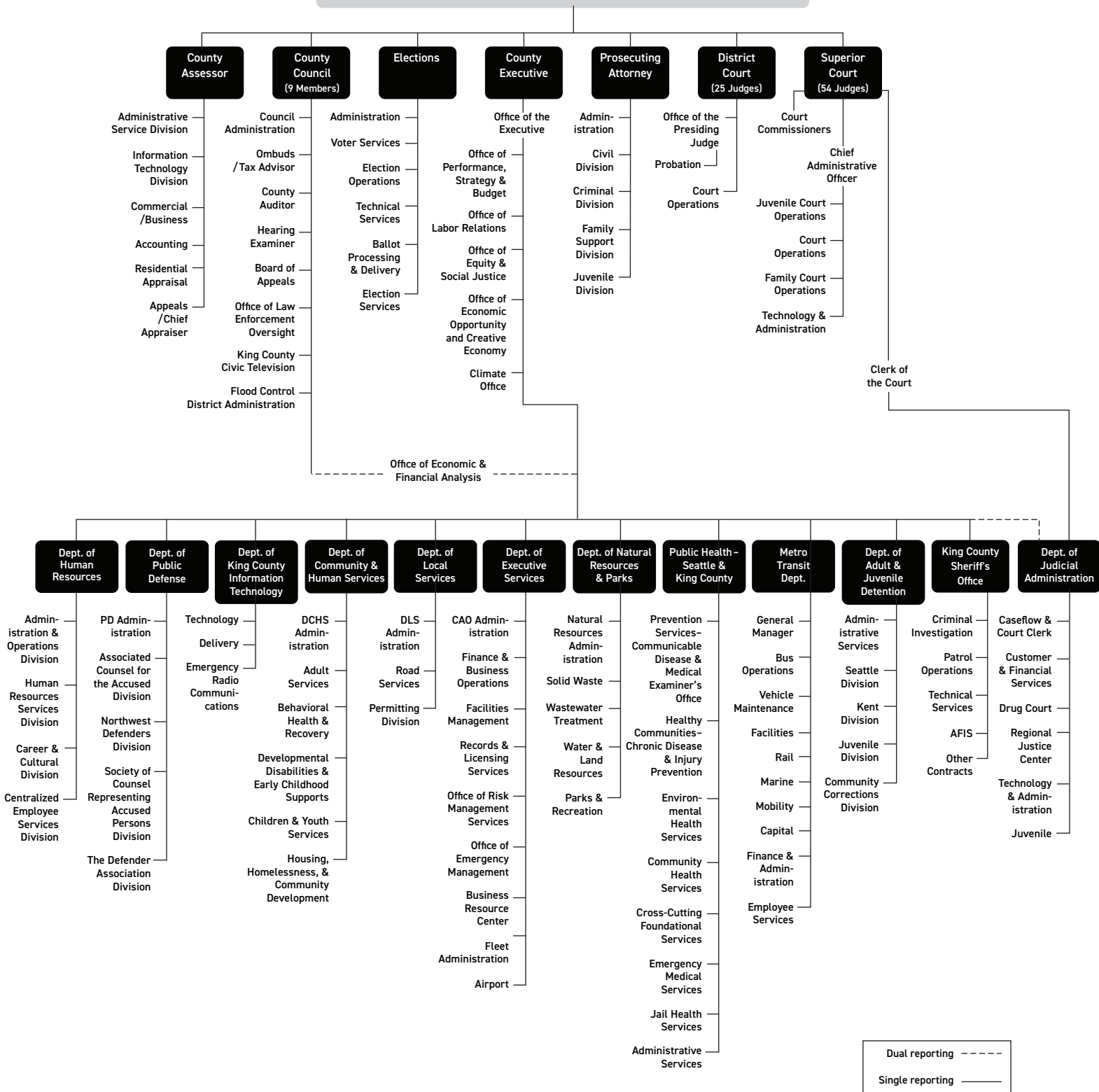
Presiding Judge
King County Superior Court
Patrick Oishi



Chief Presiding Judge
King County District Court
Matthew York

ELECTED OFFICIALS (at time of publication)

The Electorate of King County



2023-2024 King County Organization

Elected Officials, Departments and Divisions

TABLE OF CONTENTS

CREDITS
KING COUNTY ORGANIZATIONAL CHART
TABLE OF CONTENTS

EXECUTIVE SUMMARY

INTRODUCTION 1
THE BEST OF TIMES, THE WORST OF TIMES3
EXECUTIVE PRIORITIES 8
TOTAL PROPOSED BUDGET 11
PROPOSED GENERAL FUND BUDGET 14
OTHER NOTEWORTHY BUDGETS 23

GENERAL FUND AND FINANCING ACTIVITIES

INTRODUCTION 27
GENERAL FUND..... 28
GENERAL FUND TRANSFERS AND INTERNAL SUPPORT 44
DEBT SERVICE FUNDS 58
 REAL ESTATE EXCISE TAX (REET) CAP SUMMARY REPORT..... 64
COVID-19 PROGRAM REAPPROPRIATIONS..... 71
EXTERNAL SUPPORT 72A

PROGRAM PLANS

GENERAL GOVERNMENT

INTRODUCTION 73
DEPARTMENT OF ASSESSMENTS 74
DEPARTMENT OF ELECTIONS 77
COUNTY EXECUTIVE 80
 COUNTY EXECUTIVE 81
 OFFICE OF THE EXECUTIVE 82
 OFFICE OF ECONOMIC OPPORTUNITY AND CREATIVE ECONOMY 84
 CLIMATE OFFICE 85
 OFFICE OF EQUITY AND SOCIAL JUSTICE 86

OFFICE OF LABOR RELATIONS	89
OFFICE OF PERFORMANCE, STRATEGY AND BUDGET	91
<i>PSB GENERAL TECHNOLOGY CAP SUMMARY REPORT</i>	94
JOBS AND HOUSING PROGRAM.....	98A
DEPARTMENT OF EXECUTIVE SERVICES.....	99
EXECUTIVE SERVICES ADMINISTRATION.....	100
OFFICE OF INQUEST	100A
<i>DEPARTMENT OF EXECUTIVE SERVICES TECHNOLOGY CAP SUMMARY</i>	101
KING COUNTY INTERNATIONAL AIRPORT	106
AIRPORT.....	107
AIRPORT CONSTRUCTION BUDGET TRANSFER	110
<i>AIRPORT CONSTRUCTION CAP SUMMARY</i>	112
BUSINESS RESOURCE CENTER	134
OFFICE OF EMERGENCY MANAGEMENT	139
FACILITIES MANAGEMENT DIVISION.....	142
FMD PARKING FACILITIES	147
REAL ESTATE SERVICES	149
<i>FACILITIES CAP SUMMARY REPORT BY FUNDS</i>	151
FINANCE AND BUSINESS OPERATIONS	171
FLEET SERVICES DIVISION	185
FLEET MANAGEMENT EQUIPMENT (EQUIPMENT RENTAL & REVOLVING)...	183
RECORDS AND LICENSING SERVICES DIVISION AND REGIONAL ANIMAL SERVICES OF KING COUNTY	
RECORDS AND LICENSING SERVICES.....	181
REGIONAL ANIMAL SERVICES OF KING COUNTY	185
ANIMAL BEQUEST.....	188
RECORDER’S OPERATION AND MAINTENANCE	190
OFFICE OF RISK MANAGEMENT SERVICES	192
DEPARTMENT OF HUMAN RESOURCES.....	196
HUMAN RESOURCES MANAGEMENT	198
EMPLOYEE BENEFITS.....	200
SAFETY AND CLAIMS MANAGEMENT.....	203
EMPLOYEE DEFERRED COMPENSATION ADMINISTRATION	206

KING COUNTY INFORMATION TECHNOLOGY (KCIT)	208
KCIT SERVICES	209
RADIO COMMUNICATIONS	213
CABLE COMMUNICATIONS	215
ENHANCED - 911.....	216
<i>E-911 CAP SUMMARY REPORT</i>	219
I-NET OPERATIONS	221
GEOGRAPHIC INFORMATION SYSTEMS.....	223
PUGET SOUND EMERGENCY RADIO NETWORK LEVY	225
<i>PSERN CAP SUMMARY REPORT</i>	227
<i>KCIT CAP SUMMARY REPORT</i>	229
LEGISLATIVE AGENCIES.....	233
COUNTY COUNCIL	236
COUNCIL ADMINISTRATION	237
HEARING EXAMINER	238
COUNTY AUDITOR.....	239
OMBUDS/TAX ADVISOR	240
KING COUNTY CIVIC TELEVISION	241
BOARD OF APPEALS EQUALIZATION	242
OFFICE OF LAW ENFORCEMENT OVERSIGHT	243
BOUNDARY REVIEW BOARD	244
OFFICE OF ECONOMIC AND FINANCIAL ANALYSIS.....	246
ADMINISTRATIVE AGENCIES	248
GRANTS FUND	249
CULTURAL DEVELOPMENT AUTHORITY	251
ARTS AND CULTURAL TRANSFER	253
BUILDING 4EQUITY ADVANCE	254
TOURISM	255
HOUSING AND HOMELESS PROGRAM.....	256
GOVERNMENT RELATIONS.....	258
MEMBERSHIP AND DUES	259
STATE AUDITOR.....	260

HEALTH AND HUMAN SERVICES

INTRODUCTION	261
DEPARTMENT OF COMMUNITY AND HUMAN SERVICES	262
COMMUNITY AND HUMAN SERVICES ADMINISTRATION.....	264
COMMUNITY SERVICES OPERATING	268
EMPLOYMENT EDUCATION RESOURCE.....	271
HOUSING AND COMMUNITY DEVELOPMENT.....	274
HEALTH THROUGH HOUSING	280
VETERANS, SENIORS AND HUMAN SERVICES LEVY	283
VETERANS SERVICES	286
BEST START FOR KIDS LEVY.....	288
PUGET SOUND TAXPAYER ACCOUNTABILITY ACCOUNT	291
DEVELOPMENTAL DISABILITIES	293
BEHAVIORAL HEALTH	296
MENTAL ILLNESS AND DRUG DEPENDENCY.....	304
<i>DCHS TECHNOLOGY CAP SUMMARY REPORT</i>	<i>308</i>
PUBLIC HEALTH – SEATTLE AND KING COUNTY	310
PUBLIC HEALTH	312
PUBLIC HEALTH ADMINISTRATION.....	320
MEDICAL EXAMINER.....	323
EMERGENCY MEDICAL SERVICES.....	325
ENVIRONMENTAL HEALTH SERVICES	328
<i>DPH TECHNOLOGY CAP SUMMARY REPORT</i>	<i>337</i>

LAW, SAFETY, AND JUSTICE

INTRODUCTION	337
ADULT AND JUVENILE DETENTION	339
JAIL HEALTH SERVICES	343
DISTRICT COURT.....	346
DISTRICT COURT MIDD	349
DEPARTMENT OF JUDICIAL ADMINISTRATION	351
JUDICIAL ADMINISTRATION MIDD.....	355
PROSECUTING ATTORNEY’S OFFICE	356
PROSECUTING ATTORNEY MIDD.....	359
DEPARTMENT OF PUBLIC DEFENSE.....	360
PUBLIC DEFENDER MIDD	363

SHERIFF’S OFFICE	364
DRUG ENFORCEMENT FORFEITS.....	369
AUTOMATED FINGERPRINT IDENTIFICATION SYSTEM (AFIS).....	370
SUPERIOR COURT	372
SUPERIOR COURT MIDD	375

LOCAL SERVICES

INTRODUCTION	377
DEPARTMENT OF LOCAL SERVICES DIRECTOR’S OFFICE	378
<i>UNINCORPORATED KING COUNTY CAP SUMMARY</i>	384
PERMITTING DIVISION	386
PLANNING AND PERMITTING.....	387
GENERAL PUBLIC SERVICES.....	391
PERMITTING DIVISION ABATEMENT	394
ROADS SERVICES DIVISION.....	396
ROADS	397
ROADS CONSTRUCTION TRANSFER	404
<i>ROADS CAP SUMMARY REPORT</i>	418
COMMUNITY NEEDS LIST INVESTMENTS.....	422

METRO TRANSIT

INTRODUCTION	429
METRO TRANSIT	429
TRANSIT.....	430
TRANSIT REVENUE STABILIZATION	440
TRANSIT DEBT SERVICE.....	442
<i>METRO TRANSIT CAP SUMMARY REPORT</i>	444
<i>TRANSIT REVENUE FLEET CAP SUMMARY REPORT</i>	499

NATURAL RESOURCES AND PARKS

INTRODUCTION	505
DEPARTMENT OF NATURAL RESOURCES AND PARKS ADMINISTRATION	507
HISTORIC PRESERVATION	511
PARKS AND RECREATION	513
PARKS RECREATION TRAILS OPEN SPACE LEVY	520
<i>PARKS CAP SUMMARY REPORT</i>	523
YOUTH AND AMATEUR SPORTS FUND	539
<i>PARKS RECREATION AND OPEN SPACE CAP SUMMARY REPORT</i>	542
SOLID WASTE DIVISION	547
SOLID WASTE POST CLOSURE MAINTENANCE	553
<i>SOLID WASTE CAP SUMMARY REPORT</i>	555
WASTEWATER TREATMENT	569
WASTEWATER DEBT SERVICE	583
<i>WASTEWATER CAP SUMMARY REPORT</i>	585
WATER AND LAND RESOURCES DIVISION.....	618
SURFACE WATER MANAGEMENT LOCAL DRAINAGE SERVICES.....	619
WATER AND LAND RESOURCES.....	623
NOXIOUS WEED CONTROL PROGRAM.....	629
KING COUNTY FLOOD CONTROL DISTRICT	632
LOCAL HAZARDOUS WASTE	634A
<i>CONSERVATION FUTURES AND WATER AND LAND RESOURCES</i> <i>CAP SUMMARY REPORT</i>	635
A SPECIAL THANKS TO	658

EXECUTIVE SUMMARY

INTRODUCTION

King County provides local and regional services to 2.3 million residents, with a two-year (biennial) budget of about \$15.8 billion and over 16,700 employees. The 2021-2022 budget was adopted about nine months after the start of the COVID-19 pandemic and reflected the negative effect COVID had on the economy. Thus, the 2021-2022 Adopted Budget included reductions in staffing and spending for many programs. However, rapid economic growth in 2021 allowed almost all of those reductions to be restored partway through the biennium. In addition, the County has adopted nine supplemental budgets for federal and state funding in response to the pandemic. These budgets total over \$1.6 billion.

The 2023-2024 Proposed Budget has been developed in unusual circumstances. The pandemic continues, albeit in a more manageable form. There is considerable global and national economic uncertainty, further exacerbated by the Russian invasion of Ukraine. Several of the County's funds, including the General Fund, continue to be adversely affected by structural revenue limitations imposed by the State of Washington. The 2023-2024 Proposed Budget for the General Fund uses a great deal of one-time money from fund balances built up due to federal revenue and salary savings. This budget is not sustainable, and the General Fund is projected to be out of balance by \$80 to \$100 million for 2025-2026.

King County is the 13th largest county by population in the United States and is the ninth largest in terms of total employment. The county is the home of many famous businesses and organizations, including Amazon, Boeing Commercial Airplanes, the Gates Foundation, Microsoft, Starbucks, and the University of Washington. The county experienced remarkable growth in the last decade, which expanded wealth and economic opportunities but also led to higher housing prices and growing income inequality. How

EXECUTIVE SUMMARY

COVID and the increase in teleworking will affect future growth is uncertain, but King County still has strong advantages due to its high-quality workforce, successful organizations, wealth, and natural beauty.

King County government is unique nationally in the range of services it provides. It is both a regional government, providing services throughout most or all of the county, and a local government, providing services in the unincorporated area (outside of cities). Regional services include public health, transit, wastewater treatment, housing, behavioral health, elections, property assessment, solid waste transfer and disposal, corrections, regional parks and trails, and the prosecution, defense, and adjudication of felonies. Local services include roads, police protection through the Sheriff's Office, land use regulation and permitting, and surface water management. Many other governments contract with King County to provide certain services, including police protection, courts, jails, public defense, and additional transit service.

King County uses a biennial (two-year) budget. Budgets are adopted in the fall of even-numbered years and are in effect for the two following calendar years. This may change as a result of a November ballot measure that would switch the County from odd-year to even-year elections.

THE BEST OF TIMES, THE WORST OF TIMES

While all budgets reflect the circumstances in which they are developed, King County’s 2023-2024 Proposed Budget is affected by a very unusual combination of circumstances, some highly favorable and others less so. This situation is further complicated since the County operates from about 140 different funds, each with its own revenue sources that have specified uses. Some funds are in strong financial condition while others face ongoing challenges.

COVID AND UNPRECEDENTED FEDERAL AND STATE SUPPORT

The COVID-19 pandemic changed the world in many ways and further changes will be realized over time. King County was the epicenter of COVID in the United States. Public Health – Seattle & King County led the County’s response and created many innovative programs that led to high and equitable testing and vaccination rates. Other departments took the lead in providing appropriate shelter for people experiencing homelessness, creating facilities where individuals could isolate or quarantine, providing rental assistance, and providing economic relief for businesses, arts and cultural organizations, and individuals adversely affected by the pandemic. The County made particular efforts to ensure that all of these efforts targeted BIPOC communities that traditionally have been left out of such prevention and relief programs.

Almost all of the funding the County used for these programs came from the federal or State governments. In total, the County received over \$2 billion in federal funding in 2020 through 2022 both

Agency	Proposed 23-24 Reappropriation
DCHS	\$72,500,000
DPH	\$43,600,000
PSB	\$40,200,000
Jobs and Housing	\$18,800,000
PAO	\$6,800,000
DPD	\$6,300,000
OESJ	\$5,600,000
KCSC	\$5,500,000
Parks	\$5,100,000
DLS	\$4,300,000
FBOD	\$2,700,000
DJA	\$2,400,000
CDA	\$2,200,000
KCDC	\$1,400,000
Risk Management	\$400,000
KCSO	\$300,000
Exec	\$100,000
Totals	\$218,200,000

Fig. 1

directly and indirectly through the State of Washington. Some of these funds were restricted to particular purposes, such as nearly \$900 million for Metro Transit, but others were fairly flexible. Funds received in 2020 generally could be used more quickly than those received in 2021 since the latter allocation of federal money came with more restrictions on use and with more constraining contracting requirements. Since the final federal rules did not come out until the end of 2021, much of the funding wasn’t distributed until 2022. Some COVID-response programs are intended to be reappropriated in 2023-2024 to continue responses, particularly in the areas of public health, homelessness, economic recovery, and reducing the backlog in the criminal legal system that built up during the pandemic. **Figure 1** summarizes reappropriations of pandemic response funds that are included in the 2023-2024 Proposed Budget.

One aspect of the federal funding was that some could be used for costs traditionally funded by the County’s own revenues, particularly in the General Fund. The 2021 American Rescue Plan Act (ARPA) included a calculation of “lost revenue” for each eligible government. ARPA funds were allowed to replace such lost revenue. The federal calculation determined that King County lost \$80.8 million of revenue due to the pandemic. **Figure 2** shows how this was allocated.

Fig. 2

Revenue Replacement Program Allocation	Agency	Allocation
Business and Economic Resiliency Fund	PSB	\$25,700,000
Shelter Capital Costs	DCHS	\$18,000,000
General Fund Fund Balance	GF	\$14,500,000
Youth and Amateur Sports	Parks	\$3,700,000
Unmet needs Grant	DCHS	\$3,200,000
Digital Equity	PSB	\$2,000,000
Additional Admin Costs (Defrays Central Rates)	FBOD	\$2,000,000
Additional Admin Costs (Defrays Central Rates)	PAO	\$2,000,000
Harbor Island Tenant Improvements	FMD	\$1,500,000
Harbor Island Rent	FMD	\$1,500,000
Greater Seattle Partners (GSP)	PSB	\$1,100,000
Equity Recovery and Reconciliation Alliance Support	PSB	\$1,000,000
Local Food System Facilities	PSB	\$1,000,000
Additional Flexibility for already Approved Programs	TBD	\$700,000
Downtown Concierge Services	PSB	\$500,000
Andy Hill Cancer Research Endowment Study	PSB	\$500,000
OneAmerica Driver Solidarity and Services Center Support	PSB	\$400,000
Diaper Delivery	DCHS	\$400,000
Aerospace Industry COVID-19 Recovery Analysis	PSB	\$300,000
Blood Donation	PSB	\$300,000
City Hall Park	DCHS	\$200,000
Organ Transplant	PSB	\$200,000
Virtual Hiring Hall	PSB	\$100,000

The County used this lost revenue in several ways. First, \$14.5 million was used to cover General Fund costs in 2022, allowing the General Fund to start the 2023-2024 biennium with a higher fund balance. Second, \$66.3 million was used to fund pandemic response programs that would be difficult to qualify for direct federal support because of contracting restrictions or eligibility challenges. This second category essentially transfers federal money to replace General Fund lost revenues and then uses that General Fund for the new programs. Third, \$4.0 million was used for additional 2022 costs to administer the federal funds.

The initial response to the COVID-19 pandemic was a shutdown of much economic activity and a consequent decline in revenues. However, people and organizations responded in clever ways, which meant that King County’s economy recovered far faster than expected. Two examples illustrate this. First, many restaurants shifted to take-out and delivery, which provided cashflow when such businesses could not be open in the normal manner. The restaurant industry was still hit hard by the pandemic, but this saved many businesses and jobs. Second, there was a huge shift to delivery of goods to homes and businesses and away from traditional stores. This allowed sales tax revenue, which supports many County programs, to bounce back far faster than expected.

The long-term effects of COVID on the regional economy are hard to predict. Many office workers successfully shifted to remote work, and it seems certain that a full return to the pre-COVID office workplace will never occur. King County, for example, is closing one of its three downtown Seattle office

EXECUTIVE SUMMARY

buildings permanently since very few office workers will be there five days a week. This change reduces Metro Transit ridership and fare revenue and also affects the economies of downtown Seattle and downtown Bellevue. On the other hand, it reduces congestion and air pollution, and, in many cases, seems to have increased productivity and job satisfaction. It also has had interesting and unpredicted effects, such as large increases in remodeling to build home offices!

Other effects of the pandemic seem to have been transitory. The County is experiencing a large tourist season and hotel occupancy is now approaching pre-COVID levels. The cruise industry is having a record year and traffic at SeaTac Airport is growing rapidly. Convention business is recovering more slowly, but the opening of the Seattle Convention Center addition around the end of 2022 should bolster this industry.

WAR

The Russian invasion of Ukraine in February 2022 created another uncertainty affecting the County's budget. While all wars have damaging consequences for people involved and for local economic conditions, a war on this scale has affected the global economy. Embargoes on Russian oil and gas exports have raised fuel prices worldwide, creating shortages and feeding inflation. Ukraine is a major wheat exporter and reductions in such shipments have created food shortages in some parts of the world and raised prices everywhere else. Approximately one-third of Ukrainians have been displaced, with many becoming refugees in neighboring countries. The U.S. and many other countries are providing economic and military support to Ukraine, creating additional tensions and risks. At this writing, the war appears to be a stalemate, but if it continues into the winter Russia will have the ability to reduce gas supplies to Europe, leading to further misery and economic damage.

A STRONG ECONOMY AND HIGH INFLATION

The combination of the COVID pandemic, the federal response, and the war in Ukraine have put the global, national, and local economies into turmoil. Most economic measures for King County are very favorable. Employment growth in the second quarter of 2022 was 6.0 percent above the prior year and unemployment remains at historic lows. Many employers, including King County, are struggling to hire workers. Taxable retail sales were up 9.4 percent in June compared with 2021. Housing prices are increasing very rapidly, and countywide assessed property value is expected to be \$849 billion in 2023, essentially double what it was seven years previously.

On the other hand, inflation is at the highest levels seen in decades. After years in the 1.0 to 3.5 percent annual range, the Seattle CPI-W for August 2021 versus August 2020 was up 5.2 percent and the same measure for August 2022 versus August 2021 was up 9.0 percent. This inflation is driven by many factors. The difficulty in finding employees because many people retired or quit the workforce during the pandemic is pushing up wages. Supply chain disruptions during the pandemic have raised prices for many commodities and for shipping. The war in Ukraine has raised fuel and food prices. The large federal response to the pandemic put a lot of additional money into the economy, stimulating purchasing. Inflation is projected to decrease gradually over the next two years. The latest County forecast puts the June-to-June CPI-W at 4.99 percent for 2023 and 2.85 percent for 2024.

Inflation is particularly damaging for the County's budget because several critical funds are dependent on property tax revenues for the bulk of their funding and State law limits the growth of these revenues to 1 percent per year. This issue is explored in more detail in the General Fund section of this

document, but the challenge is easy to see when costs are growing at 5-9 percent per year and revenue is only growing by 1 percent.

HIRING AND VACANCIES

As noted previously, the unemployment rate in King County is very low and organizations are competing for workers in ways that were unimaginable even in the strong pre-COVID economy. King County as an employer is no exception to this challenge. The County has unprecedented numbers of vacancies in many jobs, including Sheriff deputies, corrections officers, nurses, and bus operators. The County has offered hiring and retention bonuses for some of these positions, but success has been limited because many other public sector employers are using similar programs. The large number of vacancies has made it difficult to maintain service levels. For example, Metro Transit is in the process of eliminating some bus service due to lack of operators.

The vacancies create salary savings but in many cases additional overtime is needed to keep programs operating. On balance, the effect is usually that departments underspend their salary budgets, so additional 2022 year-end balances are projected for many County funds.

Many of the organizations that contract with the County to provide services are facing similar staffing challenges. This is especially true in behavioral health, where expanding demand for services coupled with low wages for workers is significantly limiting service delivery. The 2023-2024 Proposed Budget attempts to address this with increases in funding for behavioral health staff.

RISK AND WORKER’S COMPENSATION

Another negative factor affecting the 2023-2024 Proposed Budget is the growing costs for risk management and worker’s compensation. These costs siphon money away from direct services and thus reduce the County’s ability to provide such services.

Risk management costs have been growing for at least two reasons. First, courts and juries are awarding significantly larger payouts for personal injuries, deaths, and employment issues, often far beyond the actual economic effects on individuals. This is a national trend and is clearly seen in Washington State. This also affects the cost of voluntary settlements since plaintiffs understand that they likely can get large awards if cases go to trial.

Similarly, insurance costs have been rising and coverage has been harder to obtain. This is due in part to the growing cost of judgements and settlements but also because of the recent spate

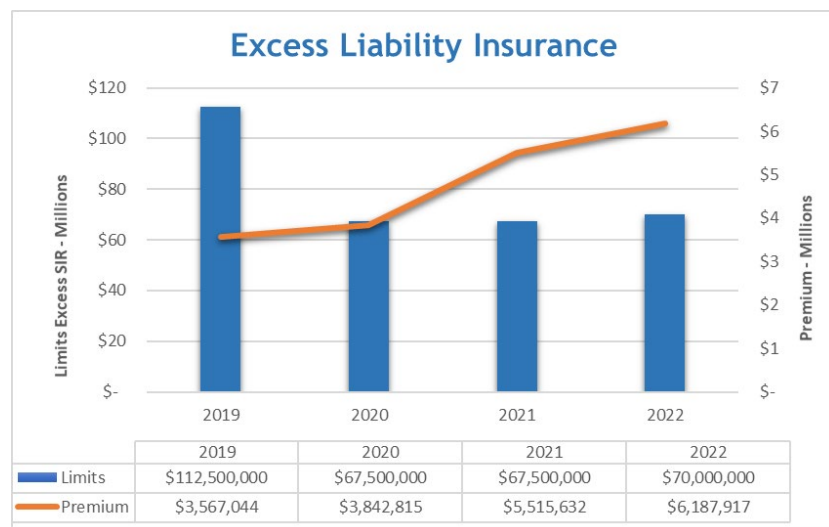


Fig. 3

EXECUTIVE SUMMARY

of natural disasters that have adversely affected insurers. As shown in **Figure 3**, in 2019, the County had \$112.5 million of liability coverage at a cost of \$3.6 million. In 2022, the County could obtain only \$70 million of coverage at a cost of \$6.2 million. The County's strong reputation and well-regarded risk management program allowed it to maintain more coverage than many other governments were able to.

The County funds risk-related costs on an actuarial basis. In other words, the County estimates future exposures and maintains reserves for them. To comply with this policy under these circumstances necessitated an increase in risk costs of 53 percent in 2022 (an unusual mid-biennium increase) and 16 percent in 2023.

The COVID pandemic also had a significant effect on worker's compensation costs. These are the costs that are incurred when a county employee is injured on the job. COVID inevitably led to more workplace infections and corresponding absences, but the biggest issue is related to "light duty" assignments. In normal times, many employees who work at physically demanding jobs can be assigned to other work while they recover. This typically has been office reception, copying, and other administrative work. Since County offices largely shut down during the pandemic, light duty assignments were not available, so injured employees were off work longer. In addition, the pandemic's effect on health care providers made it harder to get appointments for treatment, further prolonging this effect and the corresponding cost. The County thus had to increase the safety and claims fund by 18 percent in mid-2022 and an additional 6 percent in 2023 for a total of 24 percent increase from the adopted budget rates in 2022.

EXECUTIVE PRIORITIES

Executive Dow Constantine had four priorities for the 2023-2024 Proposed Budget:



Anti-Racist and Pro-Equity: Proactively address the harms of racism by co-creating and implementing anti-racist, pro-equity operational practices and policies with our communities.



Environment: Preserve what we love about our region and restore what was lost.



Affordable Housing and Homelessness: Create more affordable and supportive housing, prevent people from becoming homeless, and support the King County Regional Homelessness Authority in a successful crisis response for people living outside and in shelters.



Justice and Safety: Keep people out of our criminal legal system by connecting them with community-based alternatives and reducing systemic racial and ethnic disparities.

These track very closely with the priorities adopted by the County Council for the 2023-2024 budget, which are behavioral health, housing and homelessness, a safe King County, investing in people, and climate and the environment.

For each Executive priority, the Proposed Budget continues efforts that were already underway and adds new initiatives.

ANTI-RACIST AND PRO-EQUITY

Advancing the anti-racist and pro-equity agenda requires changes in what King County government does and how it does it. Many of the programs that promote equity are described under other priorities, such as environmental programs targeted to lower-income BIPOC communities and efforts to reduce inequities in the criminal legal system. In addition, the Proposed Budget increases funding for translation and interpretation, expands the number of languages used for election materials, and continues programs to help individuals vacate convictions that stemmed from the “War on Drugs.”

The County continues to change processes to be more inclusive. The first effort at participatory budgeting was included in the 2021-2022 budget and concluded successfully in August 2022. This process involved representatives from the five urban unincorporated areas who identified and selected capital facilities for their communities using a \$10 million budget. The success of this program led Executive Constantine to propose another \$10 million in the 2023-2024 budget.

Another example of process changes was the development and use of community needs lists by the Department of Local Services. These were reviewed with operating departments and some items were selected for inclusion in the 2023-2024 Proposed Budget.

ENVIRONMENT

There are three different aspects of the Executive's environmental agenda that are addressed in the Proposed Budget. The first is efforts to reduce greenhouse gases that are causing climate change. The 2023-2024 Proposed Budget continues work for Metro Transit to fully electrify its fleet by 2035. In addition, the budget reflects a commitment to shift other County vehicles to electric power, including rules prohibiting purchase of gas-powered vehicles when electric ones are available plus investment in a network of charging stations for County vehicles. The Proposed Budget adds another \$1 million to a program to install heat pumps or solar panels to homes owned by low- to moderate-income residents in the unincorporated area. It also uses \$1.9 million of federal funds to create a loan loss reserve to support commercial lending for similar installations.

The second environmental priority is the Clean Water Healthy Habitat initiative. The Proposed Budget accelerates investments to remove culverts that block fish passage with \$29 million of additional funding. By the end of 2024, departments expect to have completed projects that yield 46 stream miles of new habitat. In addition, the Wastewater Treatment Division is continuing work to increase reliability of the West Point Treatment Plant and to study ways to remove additional nutrients from wastewater.

The third environmental priority is the Land Conservation Initiative, designed to preserve the remaining significant natural land in the county for open space, recreation, forests, and agricultural uses. The key initiative is the proposal to reset the Conservation Futures tax rate to its statutory maximum that is on the November 2022 ballot. This would more than double the revenue available from this source and add about \$30 million annually for land purchases.

The Executive is also proposing to create a new Climate Office to coordinate County climate initiatives and oversee programs managed by departments.

AFFORDABLE HOUSING AND HOMELESSNESS

Housing is increasingly expensive in King County and is one of the underlying causes of homelessness. One major County initiative is the continuation of the Health Through Housing program that started in 2021. This program is funded by a dedicated 0.1% sales tax collected in most parts of the county (some cities opted out and will run their own programs). Eleven hotels, motels, and apartment buildings have been acquired and are being converted to permanent supportive housing. Such facilities combine housing with on-site treatment programs to help people transition from homelessness. The Proposed Budget continues funding toward the goal of 1,600 units, provides money to operate the facilities, and includes \$25 million to remodel the "Bob G" building, which was one of the first acquisitions.

The County has dedicated a portion of the lodging tax to Transit-Oriented Development (TOD) housing, which is affordable housing located near transit stops. Lodging tax revenues were devastated by the pandemic, which eliminated conventions and shut down most tourism. Tax revenues fell from \$35.9 million in 2019 to only \$9.8 million in 2020. This industry recovered quickly starting in early 2022 and 2023 revenue is now forecast to exceed that received in 2019. This additional revenue creates the capacity to support another \$45 million in bonds for TOD projects, such as city of Burien/Metro Joint Redevelopment Project, and Northgate Project (BRIDGE Housing /Community Roots Housing).

The 2023-2024 Proposed Budget includes \$89 million for the King County Regional Homelessness Authority, consistent with the agreement between the County and the Authority.

JUSTICE AND SAFETY

Improving the criminal legal system and enhancing safety is reflected in the Proposed Budget in several ways. This is the first budget since the Sheriff became an appointed official in January 2022. The Sheriff now reports to the County Executive instead of being elected separately. This new relationship allows more effective coordination with other Executive departments, which will facilitate new programs. The Sheriff has proposed to create two new divisions - Special Operations and Community Programs and Services - to improve internal management and external engagement. These are funded in the Proposed Budget. In addition, the Sheriff's Office receives funding for a gun violence special emphasis team, two additional major crimes detectives, additional training, and an equity and social justice program focused on the specific needs of Sheriff's Office personnel.

Many police responses involve individuals with behavioral health challenges. Several programs around the country, including the RADAR program in the north part of King County, have demonstrated that a co-responder model where a trained behavioral health professional accompanies or substitutes for a uniformed officer can be more effective. The Proposed Budget include \$1.7 million to expand co-responders. This is mostly supported with money from the Mental Illness and Drug Dependency (MIDD) sales tax.

The Proposed Budget continues many initiatives started in 2021 and 2022 to address gun violence, counter inequities in the criminal legal system, and divert first-time, lower-level offenders from the court system. The Proposed Budget provides \$12 million to continue the planned level of effort for the Regional Gun Violence program. This is mostly funded with federal revenue and support from the City of Seattle. The Community Diversion Program for adult first-time offenders and the Restorative Community Pathways program for juveniles are continued.

The Proposed Budget also includes money to address the large number of vacancies for Sheriff's deputies and corrections officers through additional recruiting staff, hiring incentives, and the implementation of new labor contracts that substantially increase pay.

TOTAL PROPOSED BUDGET

The 2023-2024 Proposed Budget totals \$15.8 billion, a 28 percent increase from the 2021-2022 Adopted Budget. The 2021-2022 Adopted Budget reflected reductions in many funds due to the recession caused by the COVID-19 pandemic. Rapid economic recovery and the influx of large amounts of federal funding allowed many of these reductions to be reversed midway through the biennium, so this 28% increase is

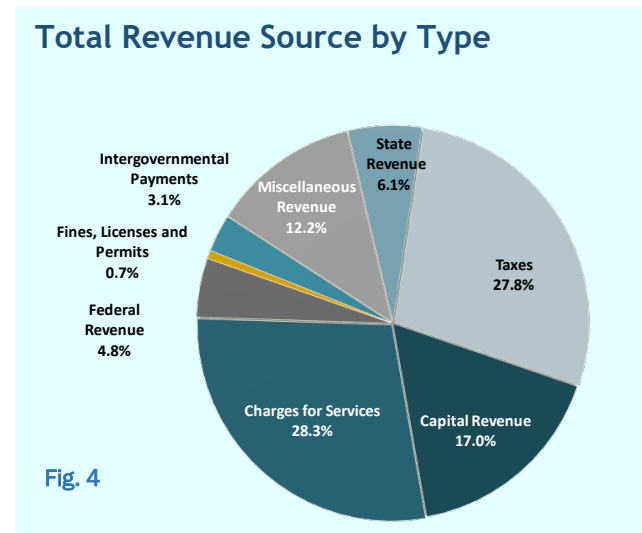


Fig. 4

somewhat misleading. **Figure 4** shows the major sources of revenue to support the budget.

Taxes represent only about 28% of the total revenue. These are concentrated in a few areas, including the General Fund, Metro Transit, Mental Illness and Drug Dependency (MIDD), and programs supported by voter-approved property taxes, such as parks, emergency medical services, and specific human services programs.

Charges for services is the other large category of revenue at 28 percent. Among the largest components of these revenues are solid waste tipping fees, wastewater treatment charges, and Metro Transit fares.

tipping fees, wastewater treatment charges, and Metro Transit fares.

Funds supporting capital projects make up about 17 percent of the total. Federal and state funds combined are about 11 percent and are concentrated in human services, housing, Public Health, and transportation-related grants.

Figure 5 shows the major categories of proposed appropriations by agency or groups of agencies. Metro Transit is the single largest at about 20 percent. The Wastewater Treatment Division is the second largest agency with over 15 percent of the total budget. The aggregated programs of the Department of Community and Human Services (DCHS) are now the third largest share of the budget. This growth is due to new tax-funded programs, such as Best Starts for Kids and the Health Through Housing 0.1 percent sales tax, and significant increases in State funding.

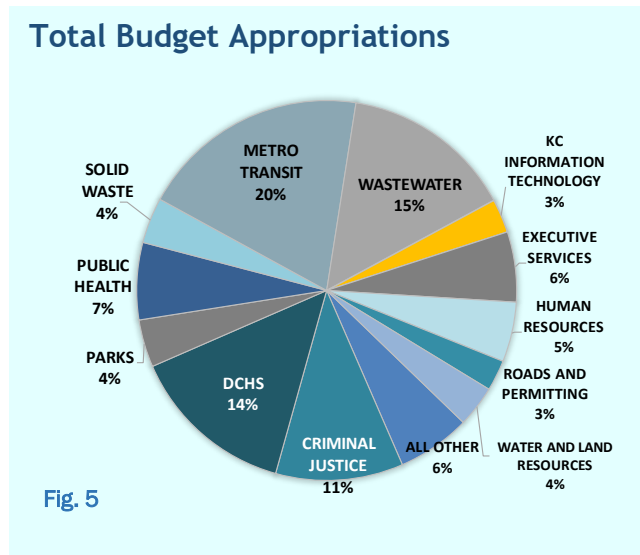


Fig. 5

All King County Appropriations Including CIP

APPROPRIATION UNIT	2023-2024 PROPOSED \$
ADULT AND JUVENILE DETENTION	\$ 498,466,027
ASSESSMENTS	67,074,126
COUNTY EXECUTIVE AGENCIES	118,311,438
DCHS - BEHAVIORAL HEALTH	750,211,199
DCHS - BEST STARTS FOR KIDS LEVY	283,036,860
DCHS - COMMUNITY SERVICES	137,264,829
DCHS - DEVELOPMENTAL DISABILITIES	168,893,817
DCHS - HOUSING	714,554,392
DCHS - MENTAL ILLNESS AND DRUG DEPENDENCY FUND	183,997,485
DCHS - VETERANS SENIORS AND HUMAN SERVICES LEVY	73,476,547
DES - AIRPORT	85,757,314
DES - BUSINESS RESOURCE CENTER	53,740,187
DES - FACILITIES MANAGEMENT DIVISION	427,440,928
DES - FINANCE AND BUSINESS OPERATIONS	73,967,010
DES - FLEET MANAGEMENT EQUIPMENT	91,546,345
DES - OFFICE OF RISK MANAGEMENT SERVICES	116,357,218
DES - OTHER	42,462,137
DES - RECORDS AND LICENSING SERVICES	36,986,921
DES - REGIONAL ANIMAL SERVICES OF KING COUNTY	17,076,379
DHR - EMPLOYEE BENEFITS	693,056,171
DHR - HUMAN RESOURCES MANAGEMENT	57,419,607
DHR - SAFETY AND CLAIMS MANAGEMENT	96,308,916
DISTRICT COURT	83,937,968
DLS - ROADS AND PERMITTING	415,324,450
DNRP - OTHER	27,520,540
DNRP - PARKS	648,052,553
DNRP - SOLID WASTE	678,429,089
DNRP - WASTEWATER	2,320,752,304
DNRP - WATER AND LAND RESOURCES	553,964,288
DPH - EMERGENCY MEDICAL SERVICES	259,634,852
DPH - ENVIRONMENTAL HEALTH SERVICES	78,135,021
DPH - PUBLIC HEALTH	701,301,475
ELECTIONS	52,583,956
JUDICIAL ADMINISTRATION	68,600,370
KING COUNTY INFORMATION TECHNOLOGY	456,381,436
LEGISLATIVE AGENCIES	67,288,581
METRO TRANSIT	3,087,775,424
OTHER AGENCIES	788,403,988
PROSECUTING ATTORNEY	216,873,365
PUBLIC DEFENSE	175,055,931
SHERIFF	531,297,216
SUPERIOR COURT	144,683,562
Grand Total Operating Appropriations	\$ 16,143,402,222

Fig. 6

The combined budgets of the criminal justice branches and agencies constitute nearly 11 percent of the total county budget.

The large share shown for Human Resources is artificially inflated since all expenditures for County-provided employee benefits are included in that category.

Figure 6 shows the proposed appropriations by “appropriation unit”, which are typically departments or divisions within departments. Smaller units have been aggregated in this table.

Note: Includes double budgeted appropriation units such as General Fund Transfers, DCHS Transfers, and Lodging Tax transfers of approximately \$312M. Total budget is \$15.8 billion when double budgets are removed.



Fig. 7

Figure 7 shows how County employment has changed over time. The figure uses “full-time equivalents” (FTEs) since not all positions are full-time. For example, an individual employed three days a week would be 0.6 FTE. The figure shows that County employment is sensitive to economic conditions. Employment declined after both the 2001 recession and the Great Recession but remained in a range of 13,000 to 14,000 for two decades. In the 2013-2014 budget, the County took on the public defense function using its own employees instead of contractors as a result of a State Supreme Court decision. The lightly colored portions of the bars reflect these staff additions.

County employment grew substantially in the 2019-2020 budget, largely due to service expansions by Metro Transit and several agencies in the Department of Natural Resources and Parks (DNRP).

Figure 8 shows how positions are distributed among agencies in the 2023-2024 Proposed Budget. County programs that depend heavily on people to deliver services have large shares, including Metro Transit, the criminal justice agencies, and Public Health. Programs that are capital-intensive or deliver most services through contracts have much smaller employment, including Wastewater Treatment and DCHS.

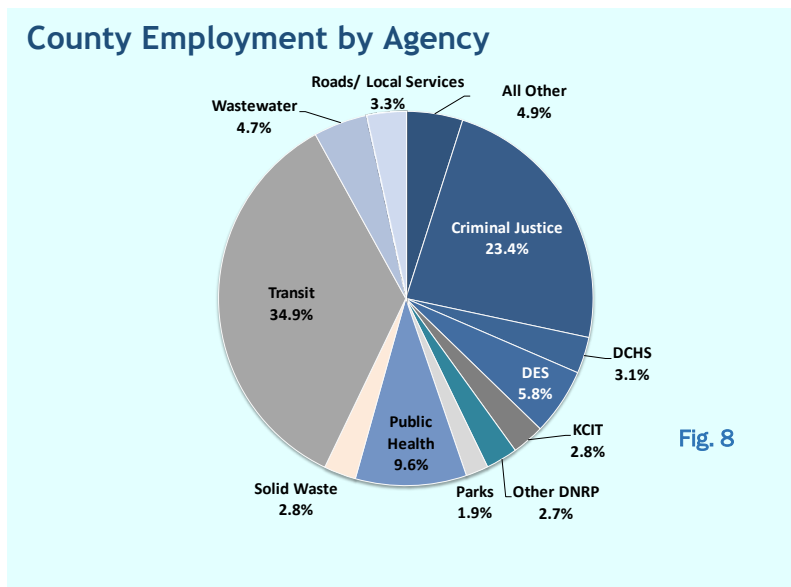


Fig. 8

PROPOSED GENERAL FUND BUDGET

The County’s General Fund is its only truly flexible money that can be used for any lawful purpose. General Fund revenues and expenditures are those associated with traditional county services in Washington State.

REVENUES

The General Fund is projected to receive \$2.214 billion in revenue in the 2023-2024 biennium. As seen in **Figure 9**, property taxes are the single largest source of revenue at about 37 percent of the total. Sales taxes account for about 17 percent of General Fund revenues, a slightly lower percentage than in the 2021-2022 Adopted Budget due to the effect of the recession on sales tax revenues.

Charges for services make up 29 percent and include two major components. The first is payments from other governments that purchase services from the County, including having the Sheriff’s Office serve as the police department for cities, transit agencies, and the Muckleshoot Tribe. Other examples in this category are payments for the District Court to serve as a city’s municipal court and a share of the cost of elections paid by

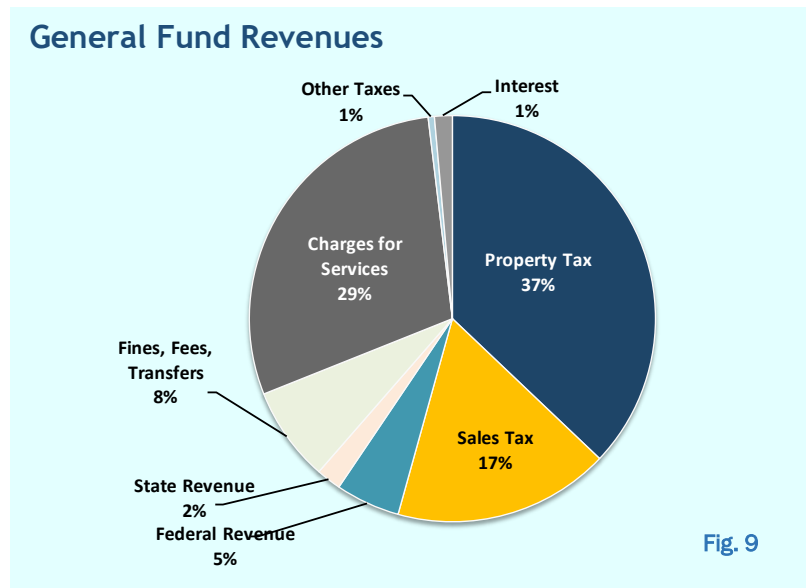
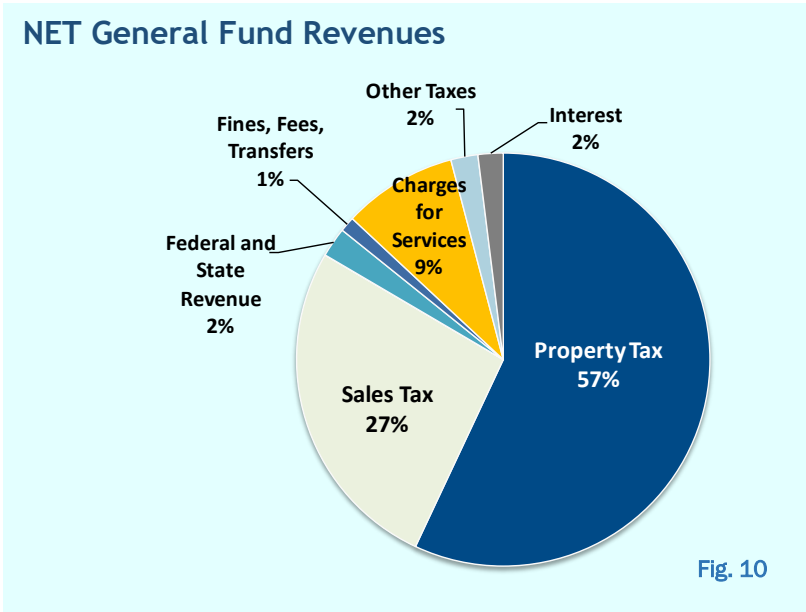


Fig. 9

other governments. The second major component is payments from other County agencies for services purchased from General Fund departments. This includes payments to the Prosecuting Attorney’s Office for civil legal services and allocations of costs for administrative agencies budgeted in the General Fund, such as the Department of Human Resources.

Fines, fees, and transfers account for about 8 percent of revenue, with penalties for late property tax payments and rent for County-owned rights-of-way being the two largest components. The County’s General Fund receives minimal direct support from the federal or state governments.

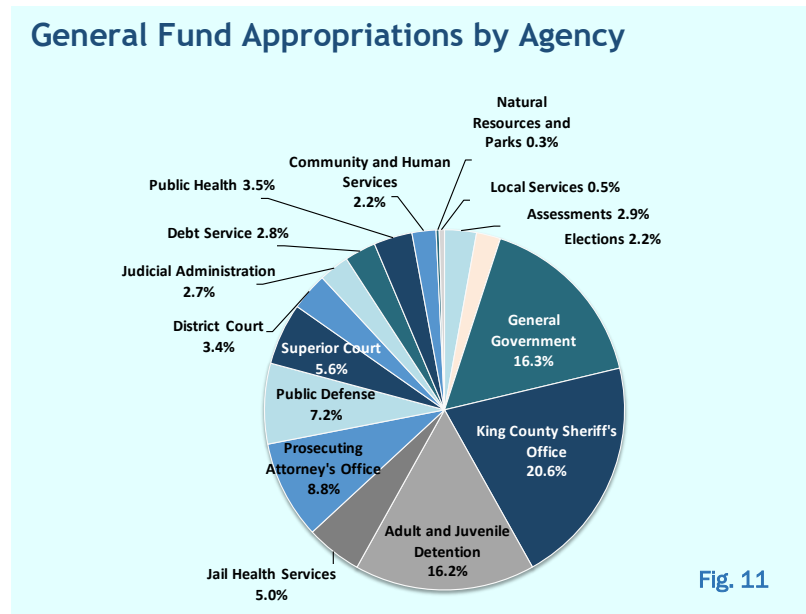
The County’s “net” General Fund revenue includes only those funds that are truly flexible. Most of the charges for service are for specific programs and cannot be used in other ways. When these are excluded, the County has about \$1.28 billion of flexible General Fund revenue for 2023-2024.



As seen in **Figure 10**, property tax accounts for 57 percent of this total, which is typical for counties in Washington. As will be described in more detail below, state law limits property tax revenue growth to 1 percent per year, plus the value of new construction. This means that the largest General Fund revenue source does not keep up with cost growth in most years, so the General Fund faces significant financial challenges even in good times.

PROPOSED APPROPRIATIONS

The 2023-2024 Proposed Budget includes \$2.346 billion of appropriations. **Figure 11** shows these by agency, with the general government units aggregated.



The criminal legal system consists of the Sheriff’s Office (KCSO), the Department of Adult and Juvenile Detention (DAJD), Jail Health Services, the Prosecuting Attorney’s Office (PAO), the Department of Public Defense (DPD), Superior Court, District Court, and the Department of Judicial Administration (the clerk’s function to support Superior Court).¹ Together, they comprise nearly 70 percent of the General Fund budget, with the Sheriff’s Office being the single largest

¹ This is slightly misleading since the PAO and both courts include civil legal functions.

expense. In response to Executive Constantine’s efforts to create alternatives to the traditional criminal legal system, the share of the budget devoted to these agencies decreased from prior budgets. The State-mandated assessment and elections functions are another 5.1 percent while 5.7 percent of the

budget goes to Public Health and human services.

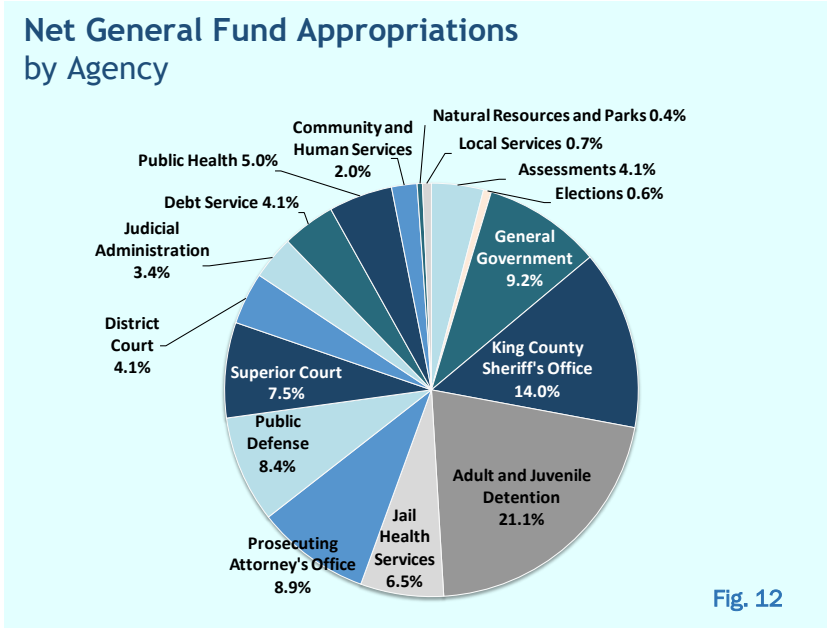


Figure 11 includes all the programs the County provides on behalf of other governments. When these are removed, the “net” General Fund appropriations look different, as seen in **Figure 12**.

Net General Fund appropriations total \$1.35 billion, and 73.9 percent goes to the criminal legal system. The mix changes significantly because the KCSO budget includes large amounts of

contract revenue. The KCSO share of the budget goes down from 20.6 percent in the total to 14 percent in the net, while the shares for all other criminal legal agencies increase.

Note also that the portion of the budget for General Government, including the Executive’s Office, County Council agencies, Department of Human Resources, and others, decreases from 16.3 percent of the total to 9.2 percent of the net. This is because these agencies support the entire government and recover portions of their costs from other budgets.

The portion of the net budget allocated to assessments and elections remains largely unchanged but the portion for Public Health and human services goes up to 7 percent. This is due to the high priority assigned to these services by the Executive and the Council.

Figure 13 shows General Fund appropriations for each agency. Note that there are some other “appropriation units” that are not actual agencies but are used to appropriate money for other specific purposes. Many departments, such as Community and Human Services, Local Services, and Public Health, receive large amounts of additional money beyond that sent from the General Fund.

GENERAL FUND APPROPRIATIONS

BY AGENCY

APPROPRIATION NAME	2023-2024 PROPOSED
ADULT AND JUVENILE DETENTION	380,222,148
ASSESSMENTS	67,074,126
DCHS - GENERAL FUND TRANSFER TO DCHS	31,654,921
DES - EXECUTIVE SERVICES ADMINISTRATION	6,789,166
DES - FMD PARKING FACILITIES	6,503,670
DES - GENERAL FUND TRANSFER TO DES	8,678,216
DES - OFFICE OF EMERGENCY MANAGEMENT	8,991,173
DES - REAL ESTATE SERVICES	10,003,754
DES - RECORDS AND LICENSING SERVICES	33,034,924
DISTRICT COURT	79,204,130
DLS - GENERAL FUND TRANSFER TO DLS	11,087,844
DNRP - GENERAL FUND TRANSFER TO DNRP	6,546,000
DPH - GENERAL FUND TRANSFER TO DPH	62,436,000
DPH - JAIL HEALTH SERVICES	118,243,879
DPH - MEDICAL EXAMINER	18,643,564
ELECTIONS	50,757,712
EXEC - CLIMATE OFFICE	2,339,913
EXEC - COUNTY EXECUTIVE	702,493
EXEC - OFFICE OF ECONOMIC OPPORTUNITY AND CREATIVE ECONOMY	2,209,351
EXEC - OFFICE OF EQUITY AND SOCIAL JUSTICE	14,860,568
EXEC - OFFICE OF LABOR RELATIONS	7,609,155
EXEC - OFFICE OF PERFORMANCE STRATEGY AND BUDGET	70,458,200
EXEC - OFFICE OF THE EXECUTIVE	13,796,041
GENERAL FUND TRANSFER TO DEBT SERVICE	65,937,882
HUMAN RESOURCES MANAGEMENT	56,406,511
INTERNAL SUPPORT	39,946,570
JUDICIAL ADMINISTRATION	63,890,969
LEG - BOARD OF APPEALS	1,852,355
LEG - COUNCIL ADMINISTRATION	43,157,120
LEG - COUNTY AUDITOR	6,374,349
LEG - COUNTY COUNCIL	4,259,145
LEG - HEARING EXAMINER	1,339,718
LEG - KING COUNTY CIVIC TELEVISION	1,827,627
LEG - OFFICE OF LAW ENFORCEMENT OVERSIGHT	3,811,814
LEG - OMBUDS TAX ADVISOR	4,666,453
PROSECUTING ATTORNEY	206,963,029
PUBLIC DEFENSE	169,528,183
SHERIFF	483,333,368
SMALL AGENCY	50,534,096
SUPERIOR COURT	130,357,801
Grand Total	2,346,033,938

Fig. 13

WHAT WE DIDN'T FUND

Executive Constantine received hundreds of requests for General Fund support from County departments, the courts, and agencies managed by separately-elected officials. The vast majority of these were good ideas that would maintain or improve services for County residents. Unfortunately, the revenue limitations imposed by the State prevented most of these from being funded. Examples of desirable but unfunded proposals include:

- The Assessor's Office requested additional staff to address a large backlog of senior property tax exemptions that resulted from a change in State law.
- The Sheriff's Office requested \$13 million to replace its rescue helicopter, which is the only full-time unit in the state. The helicopter is about 50 years old and is increasingly difficult to maintain.
- Superior Court and District Court both requested funding to support all the technology added during the COVID-19 pandemic. This technology allows remote jury selection so potential jurors can stay at home or work and need not come to a courthouse for potential jury selection. It also allows much more efficient handling of documents and makes court processes more efficient. These requests were fulfilled using federal pandemic response money, but only for 2023.
- The Regional Gun Violence program requested an additional \$3 million to expand the regional peacekeepers program to additional locations experiencing gun violence.
- The Department of Local Services requested additional staff for updating King County codes and increasing code compliance efforts, which could only be partially funded.
- The Facilities Management Division requested additional funding for building maintenance and rehabilitation, especially for jails and courthouses. While the County has been increasing its funding for this work over the last six years, a maintenance backlog of several hundred million dollars remains.

THE REVENUE SYSTEM IS BROKEN AND THE CRISIS IS TWO YEARS AWAY

The revenue system used in the State of Washington has been widely criticized for decades. Its heavy dependence on sales and excise taxes means that it is volatile, does not keep up with economic growth, and is typically evaluated as the most regressive in the United States.² The revenue system for counties is even worse. The State determines which revenue sources are available to counties and has limited those to property and sales taxes.³ In contrast, the State itself and cities are allowed to impose property taxes, sales taxes, utility taxes, and a wide array of business taxes.

² A regressive tax or other revenue source is one that requires people with lower incomes to pay a higher percentage of their income in taxes than is paid by people with higher incomes.

³ There are a few other minor taxes, such as gambling taxes, but these constitute tiny fractions of county budgets.

EXECUTIVE SUMMARY

As noted previously, King County’s General Fund is heavily dependent on the property tax, which is projected to be over 57 percent of net General Fund revenue in 2023-2024. In 2001, State voters passed an initiative to limit annual property tax revenue growth for most governments to 1 percent per year (this initiative did not pass in King County). The initiative was later found to violate the State Constitution, but the Legislature immediately reinstated it. Efforts to change the limit over the last 20 years have been unsuccessful.

There are two exceptions to the 1 percent revenue growth limit. The first is that the value of new construction is added to the tax base. This varies widely from year to year but is typically in the range of 0.5 to 1.5 percent. Second, voters can approve higher taxes through levy lid lifts, which allow the 1 percent revenue growth limit to be exceeded. The cumulative effect of this limit has dramatically lowered King County General Fund revenues. **Figure 14** compares actual revenues with the revenue that would have been received if property taxes kept up with inflation and population growth.

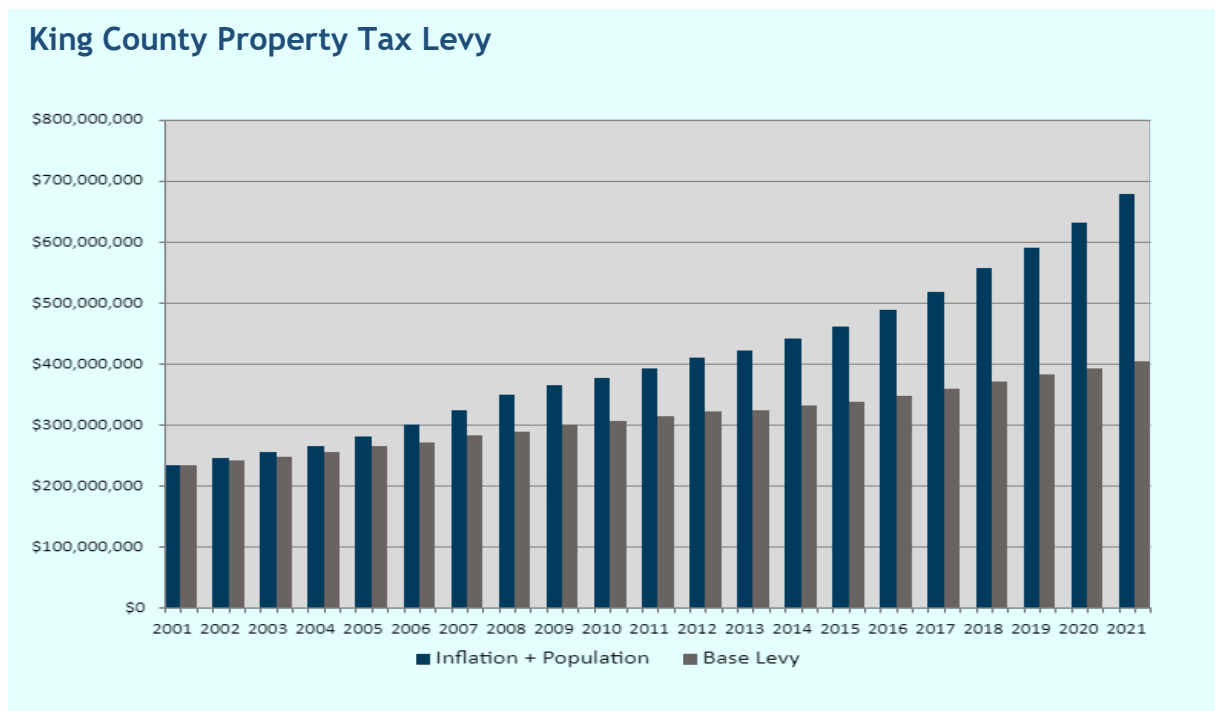


Fig. 14

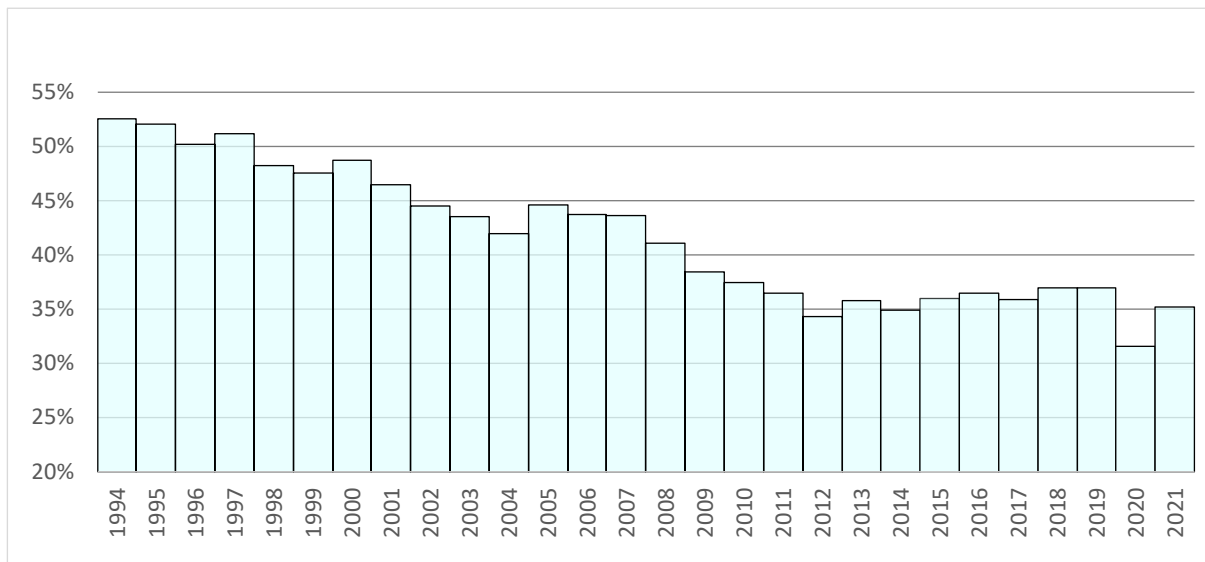
In 2021, the County’s General Fund would have received about \$675 million had revenue kept up with inflation and population growth since 2001. Actual revenue was about \$400 million. The County has asked voters to approve several levy lid lifts over the years, most for new programs such as land acquisition or emergency communications. About \$43 million of lid lift revenue in 2021 offset items that were budgeted in the General Fund in 2001, so a fairer comparison is \$675 million versus \$443 million. Had property tax revenue kept up with inflation and population growth, King County would have not needed to ask voters for many of the tax increases in recent years.

The only reason that counties have managed to maintain most service levels since 2001 is that inflation was low for the ensuing two decades. This reduced the need for wage increases and held down the costs of supplies, fuel, and construction. King County typically balanced its budget through efficiencies, modest service reductions, and small new revenues such as the franchise fee.

The recent increase in inflation ended the ability to cope in this way. Most County employees will receive wage increases of 4 percent in each of 2023 and 2024. Corrections officers and Sheriff deputies – the two largest groups of General Fund employees – will receive significantly larger wage increases under contracts that have recently been negotiated. These higher wages are needed to keep up with the labor market. Fuel prices have spiked and construction costs in the Puget Sound area have increased by about 20 percent in the last year. It is impossible to maintain services when costs are growing at these rates and property tax revenue is only allowed to increase by 1 percent annually. The

Sales Taxes as a Percentage of Personal Income (OEFA)

Fig. 15



2023-2024 General Fund Proposed Budget was balanced using one-time money from salary savings and federal COVID response. These will be exhausted at the end of 2024, leaving a 2025-2026 General Fund deficit that is projected to be \$80-100 million depending on the fund balance desired at the end of the bienniums. This is the equivalent of about 300-350 General Fund employees. Some County functions, such as corrections, elections, and public defense, are required by State law and thus cannot be meaningfully reduced. Thus, staffing cuts will fall disproportionately on the courts, prosecutors, administrative agencies, and internal service agencies that support all County departments.

Sales taxes in Washington State are an increasingly unproductive source of revenue. **Figure 15** shows the percentage of total King County personal income that is spent on items subject to the sales tax. Twenty-five years ago, over half of personal income was spent on items subject to the sales tax. Over time, this percentage has declined, with sharp drops at the beginning of the Great Recession and in 2020. Today, barely 35 percent of personal income is spent on items subject to the sales tax, and this is not expected to change significantly in the future.

There are many causes of this decline. The two most significant likely are: 1) a gradual shift from purchasing fewer goods to purchasing more services, which usually aren't subject to the sales tax; and 2) rising income inequality, which affects sales taxes because higher-income individuals spend a much lower percentage of their income on items subject to sales taxes. Online purchasing has had an effect, but this has largely been corrected by a recent U.S. Supreme Court decision that allows taxation of most remote sales. Changing consumer preferences are another factor, particularly in an area such as King County, where younger residents typically are occupying smaller dwellings and often don't purchase vehicles, thereby reducing demand for items subject to the sales tax.

The result of this long-term trend is that the sales tax revenue generally does not keep up with economic growth, especially when the tax base remains largely unchanged from the 1930s.

King County, unlike most other counties, also is adversely affected by the structure of the sales tax, for two reasons. First, the sales tax rate received by a county depends on where a sale occurs. If a sale occurs in the unincorporated area (outside of cities), the county receives the entire 1.0 percent local

Sales Tax in Unincorporated Area County Comparisons (OEFA)

County	2021 Taxable Sales	2021 Unincorporated Taxable Sales	County Share of Taxable Sales
Kitsap	6,354,613,869	2,950,408,142	46.4%
Clark	11,292,022,884	3,124,194,271	27.7%
Pierce	23,433,846,306	5,495,521,416	23.5%
Snohomish	20,789,289,941	4,565,904,160	22.0%
Whatcom	5,723,797,290	1,115,881,059	19.5%
Thurston	7,566,250,916	1,375,317,882	18.2%
Spokane	14,350,594,127	2,291,531,979	16.0%
Yakima	5,276,953,540	800,707,815	15.2%
Benton	5,990,200,989	711,588,765	11.9%
King	82,446,416,408	3,341,538,103	4.1%

Fig. 16

sales tax. If a sale occurs within a city, the county receives only 0.15 percent, and the city receives the remaining 0.85 percent. King County has actively complied with the State Growth Management Act that encourages urban areas (including almost all commercial areas where taxable sales occur) to be brought into cities. As a result, King County receives almost no sales tax at the full 1.0 percent rate. **Figure 16**

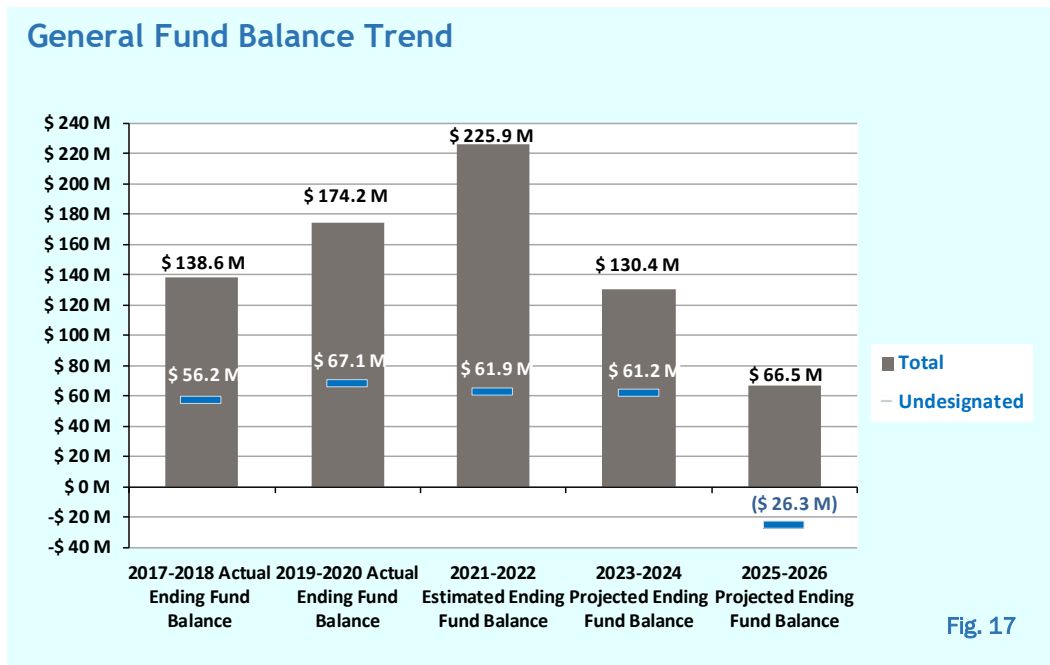
shows that King County only had 4.1 percent of its taxable retail sales in the unincorporated area in 2019, far lower than any of the ten most populous counties.

Second, many counties impose a separate 0.1 percent criminal justice sales tax. This tax has been in effect in King County since the early 1990s. Under State law, counties receive 10 percent of the revenue, and the remainder is split among cities and the county based on population (for the county, it is the population of the unincorporated area). As the County has implemented the State Growth Management Act, its unincorporated area population has declined. The County conducted a study in 2017 to identify total criminal justice expenditures by cities and the County and compare them with the distribution of the criminal justice sales tax. King County has about 37 percent of the total expenditures but only receives 20 percent of the revenue. The City of Seattle basically breaks even, and all the other cities received far more revenue than their share of criminal justice costs. This outcome is the result of State law that requires the County to bear the financial burden of juvenile justice and the incarceration and adjudication of all felonies, regardless of where they occur.

EXECUTIVE SUMMARY

The combined consequence of these revenue challenges and the COVID recession is that the General Fund balance is projected to decline in the future. As seen in **Figure 17**, the actual fund balance at the end of the last biennium (2019-2020) was \$174.2 million. This is projected to be \$225.9 million at the end of the 2021-2022 biennium due to the temporary availability of federal COVID response funds and underspending by departments due to vacant positions. The balance is projected to decline to \$130.4 million at the end of the 2023-2024 biennium.

The County’s financial policies require the General Fund’s undesignated fund balance to be between 6 and 8 percent of total revenue (excluding some contracted revenue). The undesignated portion of the fund balance is projected to be \$61.9 million at the end of 2022 (again due to salary savings and federal funds) but decline to \$61.2 million at the end of 2024. This reflects the planned reduction in the targeted unreserved fund balance from 8 percent of revenues to 7 percent. King County came out of the Great Recession with a 6 percent undesignated fund balance and gradually rebuilt to the 8 percent level. The current projection of 2026 ending fund balance is only \$66.5 million, with a negative undesignated fund balance, which violates County financial policies. The inadequacy of revenue options available to counties will necessitate large budget reductions in the future unless additional revenue flexibility is obtained.



OTHER NOTEWORTHY BUDGETS

BEHAVIORAL HEALTH

King County has several funds in the Department of Community and Human Services (DCHS) that support behavioral health programs and these funds interact in complex ways. Behavioral health programs are well funded for 2023-2024 due to increases in State funding, higher Medicaid enrollment, and strong sales tax revenue growth for the County's Mental Illness and Drug Dependency (MIDD) and Health Through Housing (HTH) funds.

The Behavioral Health Fund has a proposed budget of \$750 million for the 2023-2024 biennium. Most of the revenue comes from the State, but the County contributes \$15.5 million from MIDD and \$13.6 million from HTH. The General Fund contribution was eliminated as part of balancing the General Fund's budget. Most of the spending from the Behavioral Health Fund goes to managed care organizations (MCOs) to provide services. King County is the only remaining county in Washington to serve as an intermediary between the State and the MCOs and does so to ensure quality and to make sure State-funded programs are coordinated with County-funded ones.

The MIDD Fund is supported by a 0.1 percent sales tax and is proposed to spend \$206.8 million in 2023-2024. Strong revenue growth and underspending in 2021-2022 allowed significant program expansions in the 2023-2024 Proposed Budget. Inflationary adjustments are proposed for almost all MIDD programs at a cost of \$7.3 million. Prevention and early intervention strategies are to receive an additional \$3.4 million. A series of new crisis diversion programs, including respite beds, additional funding for opioid programs, and more co-responders are proposed to get an additional \$8.1 million. The co-responder program is to be coordinated with the Sheriff's Office and provides trained behavioral health professionals to work with law enforcement in situations where behavioral health referrals are likely to be more effective than jail.

The County Health through Housing program started in 2021 and is funded by another 0.1% sales tax. HTH's principal function has been to acquire and operate 11 hotels, motels, and apartment buildings to provide permanent supported housing. This is housing coupled with on-site services to help individuals recover the ability to function in society. Strong sales tax growth and the ability to lower HTH's contribution to the Behavioral Health Fund are projected to allow operation of all facilities and significant rehabilitation of one of the earliest acquisitions.

HOUSING

DCHS also operates the County's housing programs, which have expanded significantly in recent years. The County imposes a 2 percent tax on most lodging (hotels and motels) in the county. This revenue source plummeted during the pandemic, falling from \$35.9 million in 2019 to only \$9.8 million in 2020. Strong growth in tourism and the return of conventions has led to strong recovery in 2022, and the forecast is for this source to generate \$36.1 million in 2023. A portion of the lodging tax is dedicated to transit-oriented development (TOD) housing, which is affordable housing located near transit stops. The 2023-2024 Proposed Budget includes \$45 million in additional bond proceeds for TOD projects, with the debt service paid from the lodging tax.

EXECUTIVE SUMMARY

The State recently increased the fees charged for recording documents and dedicated the revenue to housing-related programs. DCHS expects to spend \$30 million from this source for supportive housing and \$20.5 million for rental assistance.

METRO TRANSIT

Metro is the County's largest agency and provides bus service throughout the county. Metro also contracts with Sound Transit to operate regional light rail. Metro's finances are in strong condition due to high sales tax growth and significant federal funding to support operations during the pandemic.

The Executive and Council have set a goal to fully electrify Metro's bus fleet by 2035. The 2023-2024 Proposed Budget continues these efforts. In addition, the Proposed Budget provides funding to continue planning and design of the RapidRide R line, which would serve the Rainier Valley.

Metro ridership is at about 50 percent of pre-pandemic levels since many office workers continue to work remotely. The 2021-2022 Adopted Budget anticipated full restoration of pre-pandemic service levels. This has not occurred due to continued low ridership and the difficulty in hiring bus operators in a very strong economy. Metro has the financial resources to restore service as demand increases.

PUBLIC HEALTH

Public Health – Seattle and King County is one of the country's premier health departments. Public Health has faced chronic funding challenges due to inadequate State funding. However, in recent years the State has significantly increased funding through its Foundational Public Health Services initiative. Public Health also received large amounts of federal and State COVID-19 funding, some of which will carry over into the 2023-2024 biennium. This additional funding means that the Public Health budget is stable for the 2023-2024 biennium. However, the longer-term financial situation is still challenging unless the State continues to increase its funding and the County's General Fund receives additional revenue.

RATE PROPOSALS

The County charges fees to support several of its functions. Many of these programs had no fee changes in the 2021-2022 budget to avoid cost increases for residents struggling with the pandemic. However, inflation, growing demand, and the need for new capital facilities has led to rate increases for the 2023-2024 biennium:

- A 2023 rate increase of 5.75 percent for the Wastewater Treatment Division was approved in the spring and is reflected in the 2023-2024 Proposed Budget. The capacity charge imposed on new residential units was increased by 3 percent. Much of the increase is due to an expanded asset management (equipment replacement and rehabilitation) program, investments to improve power reliability at the West Point treatment plant, and new permitting requirements.
- Annual rate increases of 9.6 percent for both 2023 and 2024 for the Solid Waste Division were recently approved by the County Council. These increases are driven mostly by a growing capital program to replace two transfer stations and add capacity at the Cedar Hills Landfill.

Expanded recycling and reuse programs as part of the Re+ initiative also contribute to the increase.

- The Water and Land Resources Division collects a surface water management (SWM) fee in the unincorporated parts of the county. The 2023-2024 Proposed Budget includes an 11.8 percent fee increase for this program, driven mostly by inflation.
- The County's noxious weed program removes such invasive weeds and provides educational programs for residents. The Proposed Budget includes a 16.5 percent fee increase due to increases in operating costs.
- The Department of Local Services Permitting Division administers land use and building permits in the unincorporated portions of the county. Significant staffing reductions were made in the 2021-2022 Budget due to reduced construction in the early phases of the pandemic. Building activity has rapidly recovered so a 13.7 percent fee increase is included in the Proposed Budget to restore staffing. A two-year surcharge of 2.5 percent is also proposed to rebuild fund balance drawn down during the pandemic.

GENERAL FUND AND FINANCING ACTIVITIES

INTRODUCTION

The General Fund supports the traditional functions of county government, including the Sheriff's Office, Superior and District Courts, the Prosecuting Attorney's Office, the Department of Public Defense, corrections, the Assessor's Office, Elections, and various administrative functions. About 74 percent of the General Fund is spent on criminal justice and public safety programs.

The General Fund is King County's only truly flexible source of revenue, allowing it to provide support to important services and programs that would otherwise lack funding, including public health, human services, natural resource programs, and major policy initiatives such as Equity and Social Justice.

King County's credit rating is tied to the health of the General Fund. When bonds are issued, they become general obligations of the County and the County pledges its full faith and credit to repay the principal and interest on any issuance. Therefore, the General Fund's financial health is what determines the County's credit rating and the interest rates paid on capital projects that are financed. The County's general obligation bonds are assigned ratings of "Aaa," "AAA," and "AAA" by Moody's Investors Service, Fitch Ratings, and Standard and Poor's Ratings Services, respectively. These represent the highest possible ratings for County general obligation bonds.

This chapter covers the General Fund financial plan, General Fund transfers to other funds, Internal Support, External Support, the County's Debt Service Funds, and the Real Estate Excise Tax (REET) funds. The REET funds support capital projects that provide a benefit to residents of the unincorporated area. REET funding is not as flexible as the General Fund; however, it does provide the opportunity to finance projects in multiple County programs.

GENERAL FUND

King County's General Fund supports the traditional functions of a county government, most of which are required by State law. The major focus of the General Fund is criminal and civil legal functions. Counties are also responsible for elections administration and property assessments and tax collection.

King County's General Fund has faced chronic imbalances between revenue and expenditure growth for more than 20 years due to revenue limitations under state law. At the start of the 2023-2024 budget process, the General Fund faced a gap of about \$12 million between projected revenues and the cost of continuing current programs.

This relatively small deficit was possible due to underspending in many programs during the 2021-2022 biennium, which generated a significant fund balance to begin the 2023-2024 biennium. However, the ongoing structural imbalance remains, and the projected gap for the 2025-2026 biennium is about \$80 to \$100 million.

GENERAL FUND REVENUES: The System is Still Broken

Revenue sources available to county General Funds are restricted by State law. The only significant tax sources are property and sales taxes. Unlike the State or cities, counties are not authorized to impose utility or business taxes. General Fund revenues are projected to be about \$2.214 billion for 2023-2024.

Figure 1: GENERAL FUND REVENUES

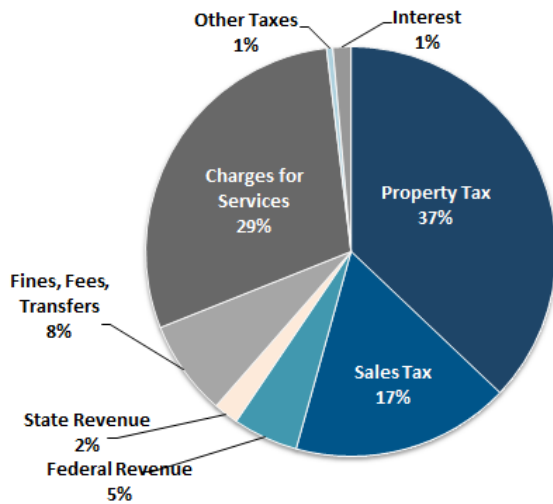
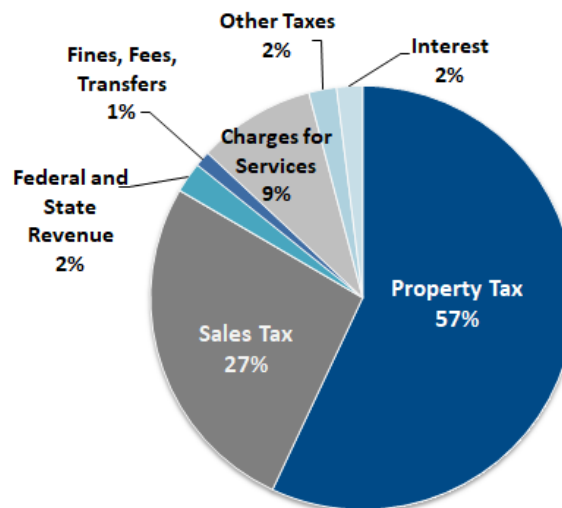


Figure 1 shows the breakdown of projected 2023-2024 General Fund revenues. The property tax is by far the largest source at 37 percent. Sales taxes, including an additional sales tax for criminal justice programs, represent 17 percent. Charges for services, most of which are charges to other County funds for services provided by General Fund agencies or contracts to provide services to other governments, account for 29 percent. This category includes payments from cities and Sound Transit for police services provided by the Sheriff’s Office, municipal court services provided by District Court, indigent defense services provided by the Department of Public Defense (DPD), and use of County jails. All other revenue sources account for 17 percent of the total.

This overall view is somewhat misleading because the services provided to other County agencies and to other governments are self-supporting; these revenues are offset by corresponding expenditures. If these intergovernmental receipts and internal charges for service are removed, the “true” or “net” General Fund revenues are shown in **Figure 2**.

In this view, the property tax accounts for 57 percent of the General Fund’s revenue. This is consistent with other Washington counties that do not provide the contracted services that King County does. Sales taxes represent another 27 percent of the revenue. Thus, over 80 percent of the net General Fund revenue comes from these two sources. It is worth noting that state and federal direct support to the General Fund is minimal, representing a combined 2 percent of the total.

Figure 2: NET GENERAL FUND REVENUES



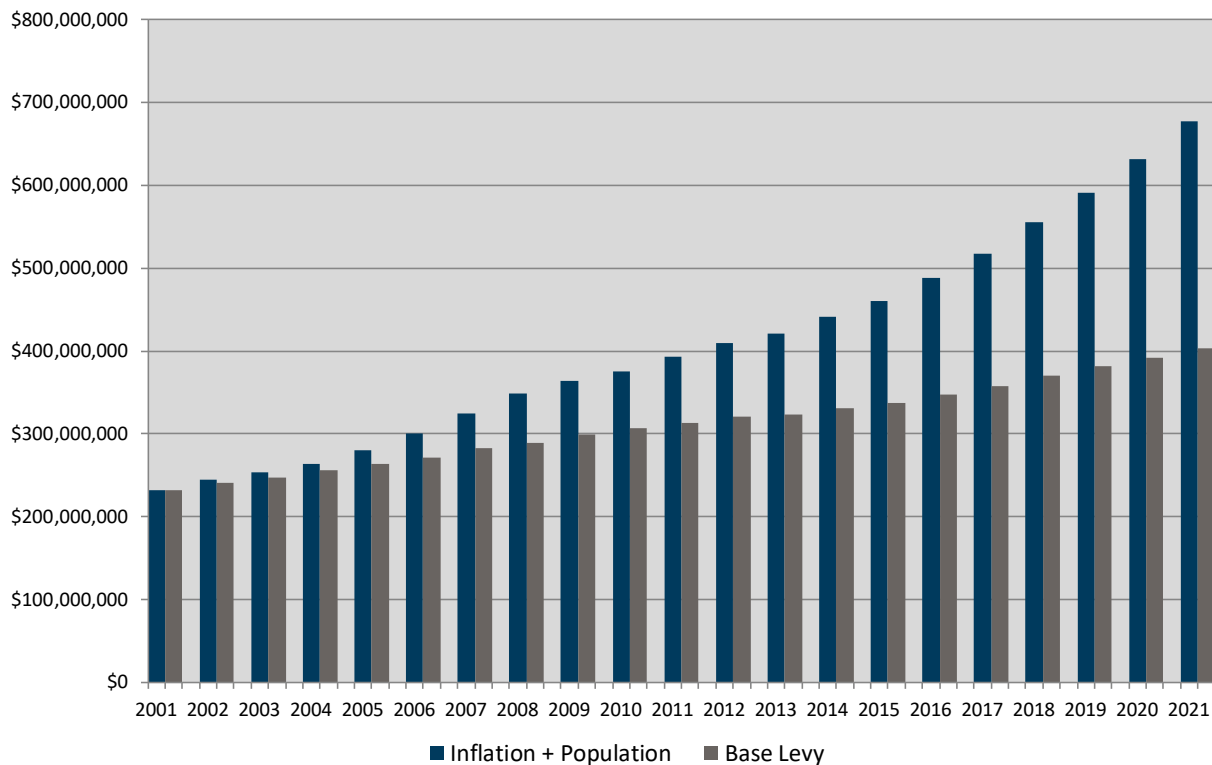
The heavy dependence on the property tax is the largest source of the General Fund’s financial challenges. Since 2001, State law has limited the revenue growth in most property taxes, including county General Funds, to 1 percent per year.

GENERAL FUND AND FINANCING ACTIVITIES

In addition, the value of new construction is added to the tax base and represents between about 0.5 percent and 2.0 percent additional growth, depending on economic conditions.

Figure 3 shows the effects of this limit on property tax revenues. Each year’s right-hand bar is the actual property tax revenue collected by the County’s General Fund. Each year’s left-hand bar is how much General Fund property tax revenue would have been collected had this revenue kept up with inflation and population growth since 2001. In 2021, the difference between the bars is \$275 million. A portion of this difference, approximately \$50 million, has been covered by voter-approved property tax levy lid lifts to fund services previously covered by the General Fund. A portion of the Parks Levy is the largest component of this \$50 million. The dependence of King County and other counties on the drastically limited property tax has resulted in chronic financial difficulties for the last 20 years. This situation is commonly referred to as the “structural gap.”

Figure 3: GENERAL FUND PROPERTY TAX COMPARED TO INFLATION AND POPULATION GROWTH



King County, unlike most other counties, also is adversely affected by the structure of the sales tax. The sales tax is declining in productivity due to changes in purchasing patterns and other factors. In addition, there are two further sales tax issues affecting King County.

First, the sales tax rate received by a county depends on where a sale occurs. If a sale occurs in the unincorporated area (outside of cities), the county receives the entire 1.0 percent local sales tax. If a sale occurs within a city, the county receives only 0.15 percent, and the city receives the remaining 0.85 percent. King County has actively complied with the State Growth Management Act that encourages urban areas (including almost all commercial areas where taxable sales occur) to be brought into cities.

GENERAL FUND AND FINANCING ACTIVITIES

As a result, King County receives almost no sales tax at the full 1.0 percent rate. **Figure 4** shows that King County only had 4.1 percent of its taxable retail sales in the unincorporated area in 2021, far lower than any other urban county in Washington.

Figure 4: SALES TAX IN UNINCORPORATED AREA

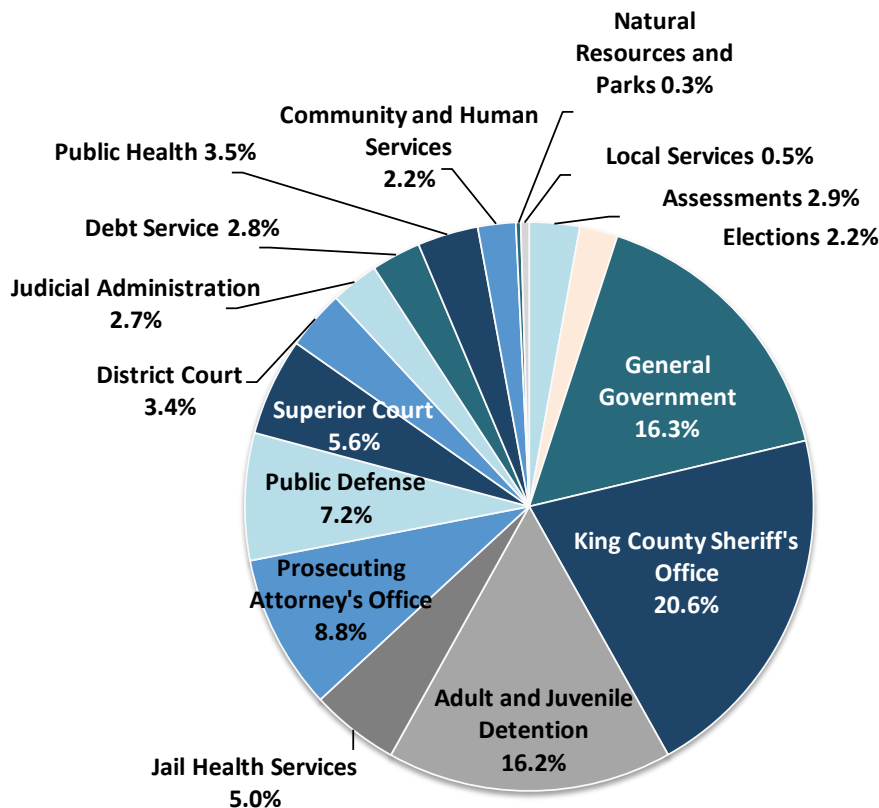
County	2021 Taxable Sales	2021 Unincorporated Taxable Sales	County Share of Taxable Sales
Kitsap	6,354,613,869	2,950,408,142	46.4%
Clark	11,292,022,884	3,124,194,271	27.7%
Pierce	23,433,846,306	5,495,521,416	23.5%
Snohomish	20,789,289,941	4,565,904,160	22.0%
Whatcom	5,723,797,290	1,115,881,059	19.5%
Thurston	7,566,250,916	1,375,317,882	18.2%
Spokane	14,350,594,127	2,291,531,979	16.0%
Yakima	5,276,953,540	800,707,815	15.2%
Benton	5,990,200,989	711,588,765	11.9%
King	82,446,416,408	3,341,538,103	4.1%

Second, many counties impose a separate 0.1 percent criminal justice sales tax. This tax has been in effect in King County since the early 1990s. Under State law, counties receive 10 percent of the revenue, and the remainder is split among cities and the county based on population (for the county, it is the population of the unincorporated area). As the County has implemented the State Growth Management Act, its unincorporated area population has declined. The County conducted a study in 2017 to identify total criminal justice expenditures by cities and the County and compare them with the distribution of the criminal justice sales tax. King County has about 37 percent of the total expenditures but only receives 20 percent of the revenue. The City of Seattle basically breaks even, and all the other cities received far more revenue than their share of criminal justice costs. This outcome is the result of State law that requires the County to bear the financial burden of juvenile justice and the incarceration and adjudication of all felonies, regardless of where they occur.

GENERAL FUND EXPENDITURES

King County’s 2023-2024 Proposed Budget includes \$2.35 billion in appropriations from the General Fund. **Figure 5** shows how this is split among agencies.

Figure 5: GENERAL FUND APPROPRIATIONS BY AGENCY

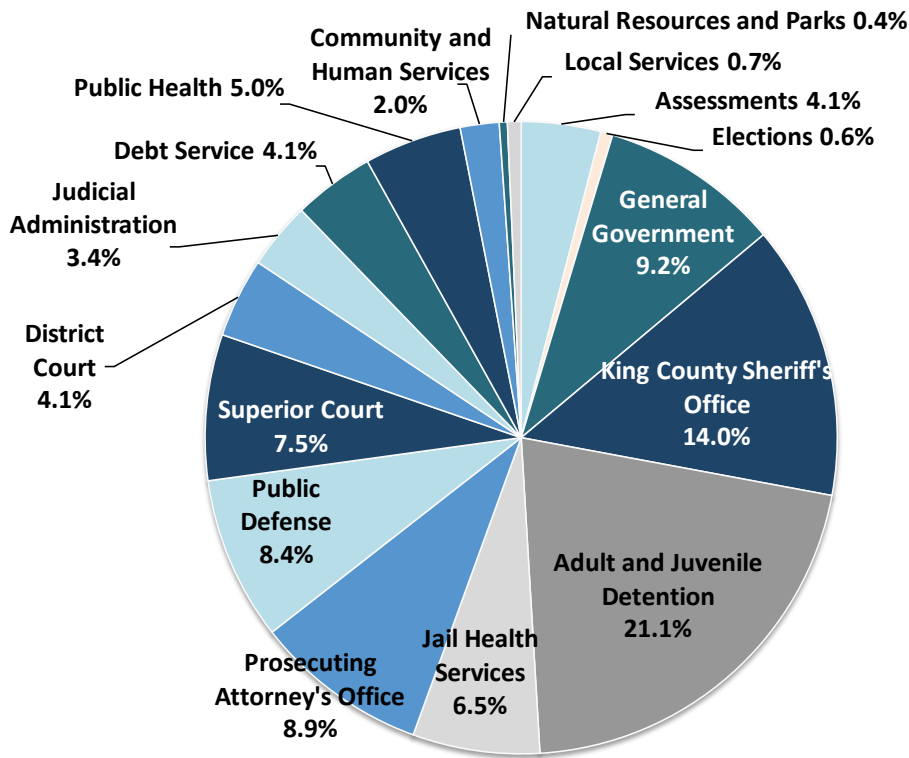


The King County Sheriff’s Office (KCSO) has the single largest General Fund appropriation at 20.6 percent, followed by the Department of Adult and Juvenile Detention (DAJD) at 16.2 percent. DAJD is responsible for the two adult jails: the King County Correctional Facility (KCCF) in Seattle and the Maleng Regional Justice Center (MRJC) in Kent. DAJD also runs the Children and Family Justice Center in Seattle and operates the Community Corrections Division that provides alternatives to detention for adults.

The other agencies and branches that are part of the justice system are the Prosecuting Attorney’s Office (PAO), DPD, Superior Court, District Court, Judicial Administration, and the Jail Health Services Division. When combined with KCSO and DAJD, the criminal legal system accounts for about 70 percent of General Fund appropriations.

As noted previously, a significant portion of General Fund expenditures is supported by revenue from other governments or from other County funds. Removing these expenditures leads to the “true” or “net” General Fund budget, which is shown in **Figure 6**.

Figure 6: NET GENERAL FUND APPROPRIATIONS BY AGENCY



Comparing **Figures 5 and 6** shows that the functions supported by the County's own General Fund revenue are significantly different than the total General Fund budget. DAJD is now the largest General Fund impact at 21 percent. KCSO shrinks to 14 percent because much of its budget is supported by contracts with cities and transit agencies. The criminal justice system represents 74 percent of net General Fund appropriations.

Other functions that shrink as relative proportions of the General Fund budget are Elections and the group of agencies labeled as General Government. Elections receives significant funding from charges to other jurisdictions for election costs and the General Government agencies charge other County funds for a portion of their costs. Elections shrinks to 0.6 percent and general government represents about 9 percent of total net General Fund appropriations.

King County has chosen to structure most of its internal support services, such as information technology, facilities, contracting, and accounting, as separate funds outside of the General Fund. These funds charge other County funds, including the General Fund, for the services they provide. However, there are a few support services, including the County Auditor, the Department of Human Resources, and the Office of Performance, Strategy and Budget (PSB), that are budgeted in the General Fund but charge other County funds for their services.

BALANCING THE GENERAL FUND

At the beginning of the Executive's budget process, the projection of the General Fund "gap" – the difference between projected revenues and the cost of continuing existing services – was about \$12 million. Compared to the previous two biennia, this gap was relatively manageable, so PSB did not assign a specific reduction percentage target for each General Fund agency to meet for the biennium. The plan was to manage through targeted identification of potential reductions and efficiencies.

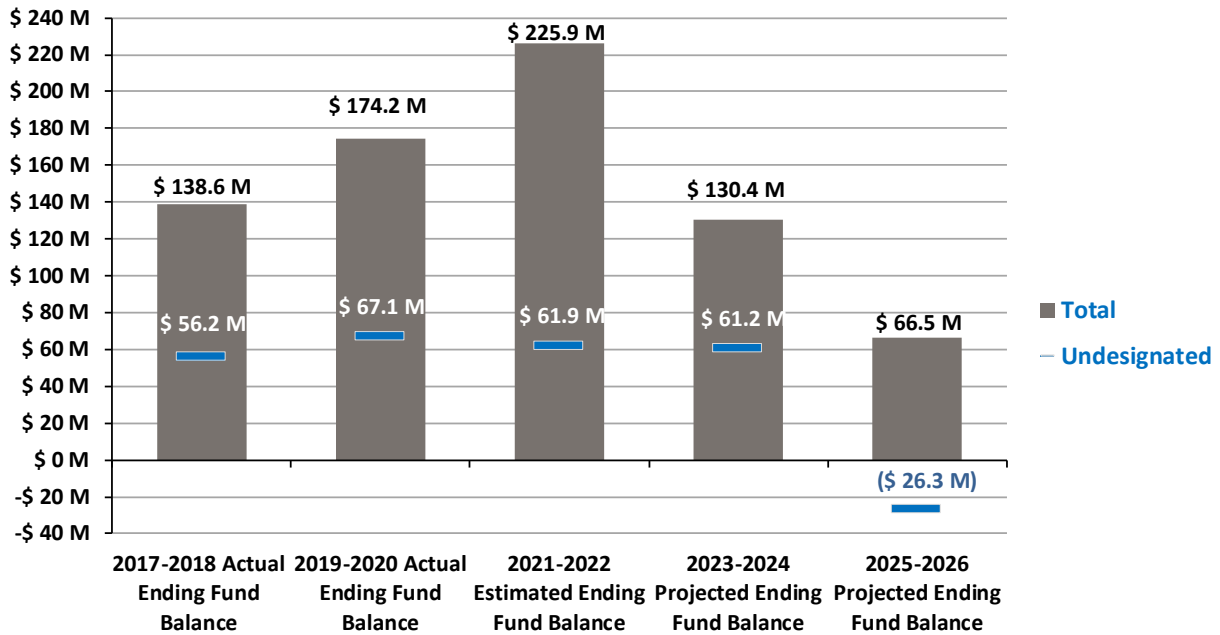
However, throughout the spring and early summer, the General Fund continued to receive news about unavoidable expenditure increases that grew the imbalance between expenditures and revenues, including significant increases in labor costs for corrections and law enforcement agencies. Additionally, the Executive's office approved and identified many additions to the General Fund that were required or will help the County achieve important policy goals, such as expanded investments in diversion programs and community facilities, new focused offices for climate and for economic development and the creative economy, and investments to increase timeliness of the inquest process.

With labor cost increases and additional approved investments, the gap grew to about \$50 million for the 2023-2024 biennium. Balancing the General Fund was achieved through a mix of actions, but the following items had the largest net impact:

- July and August OEFA forecasts increased General Fund property tax, sales tax, and interest revenue projections for the 2023-2024 biennium by about \$6 million.
- Estimated 2022 revenues were updated across all General Fund agencies, resulting in an improvement to the estimated 2023 beginning fund balance of about \$18 million.
- Estimated use of federal COVID-19 pandemic response (CLFR) revenue for already-appropriated General Fund expenditures increased fund balance by about \$14 million.
- Analyzing actual turnover and vacancy rates in major General Fund agencies for 2021-2022 and adjusting forecasted vacancy rates and underexpenditure assumptions for the 2023-2024 biennium, increased fund balance by about \$7 million.
- The \$5.8 million General Fund transfer to Behavioral Health was eliminated as increased revenue within the Behavioral Health Fund will cover previously General Fund-backed programs with behavioral health-specific revenues.

Most of the items listed are limited to a one-time impact on the General Fund solely for the 2023-2024 biennium. As noted above, the projected deficit for the 2025-2026 biennium is about \$80 to \$100 million. Without revenue reform at the state level to improve the structural imbalance in the General Fund in 2023, significant reductions are forecasted for 2025 and beyond.

Figure 7: GF FUND BALANCE TREND



As seen in **Figure 7**, the General Fund's total fund balance trended upward in recent years due to planned increases in reserves, careful financial management, federal and state revenues for COVID relief, and historical levels of underspending due to pandemic-related impacts. Because of the ongoing structural imbalance in the General Fund and the expiration of one-time support that balanced the 2021-2022 budget, total fund balance is projected to decreased to \$130.4 million by the end of 2024, of which about \$61 million is undesignated.

The structural imbalance is projected to continue its impact through the 2025-2026 biennium, resulting in a fund balance of only \$66.5 million, with no undesignated funds.

GENERAL FUND AND FINANCING ACTIVITIES

2023-2024 Executive Proposed General Fund (10) Financial Plan (in millions)

Summary includes Inmate Welfare (16) and Goat Hill Garage Operations (1415) subfunds as reported in CAFR

	2021-2022 Estimated	2023-2024 Proposed	2025-2026 Projected	2027-2028 Projected
BEGINNING FUND BALANCE	174.2	225.9	130.4	66.5
REVENUES*				
Property Tax*	780.2	821.2	857.6	895.0
Sales Tax*	355.6	381.2	406.7	421.4
Federal Revenue	269.3	113.6	15.4	15.4
State Revenue	64.8	43.7	41.9	41.9
Fines, Fees, Transfers	181.8	166.8	155.2	157.3
Charges for Services	583.3	645.0	672.6	708.4
Other Taxes	14.6	11.0	11.2	11.4
Interest	12.6	31.4	33.6	32.4
General Fund Revenues	2,262.3	2,213.8	2,194.1	2,283.1
EXPENDITURES				
Justice and Safety	1,380.4	1,640.8	1,658.2	1,737.5
Administration/General Government	319.8	437.0	357.0	374.0
Public Health	69.7	81.1	84.0	88.0
Debt Service	68.1	65.9	66.6	50.5
Elections	46.2	50.8	50.4	52.9
Human Services	36.1	50.5	49.9	52.3
Physical Environment	11.8	20.0	17.5	18.3
Supplementals/Carryover/Reappropriations	350.2	0.0	0.0	0.0
Underexpenditures*	(71.7)	(47.0)	(36.0)	(37.0)
General Fund Expenditures	2,210.6	2,299.0	2,247.7	2,336.6
Other Fund Transactions*	0.0	10.2	10.3	10.5
Ending Fund Balance	225.9	130.4	66.5	2.5
DESIGNATIONS AND SUBFUNDS*				
Designations	3.9	3.0	2.6	2.2
Subfund Balances	1.8	0.0	0.0	0.0
EXPENDITURE RESERVES				
Carryover and Reappropriation	10.2	10.3	10.5	10.7
Credit Rating Reserve*	3.7	4.3	4.9	5.5
Executive Contingency	0.1	0.1	0.1	0.1
South Park Bridge Post Annexation Operations	0.0	0.0	2.0	4.0
Jail Diversion and Reentry Hub Reserve*	1.4	0.0	0.0	0.0
Public Safety Alternative Investments Reserve*	0.5	0.0	0.0	0.0
Trial Court Improvement Account Reserve	1.0	1.5	2.1	2.7
Criminal Justice Expense Reserve*	7.4	4.8	4.8	4.8
COVID Response Reserve*	48.8	0.0	0.0	0.0
Risk Reserve*	85.4	45.3	65.9	86.5
Reserves	164.0	69.2	92.8	116.4
Ending Undesignated Fund Balance*	61.9	61.2	(26.3)	(113.8)
6% Undesignated Fund Balance Minimum	46.4	52.4	53.1	55.2
Over/(Under) 6% Minimum	15.5	8.7	(79.5)	(169.0)
Over/(Under) 8.0%	0.0	(8.7)	(97.2)	(187.4)
Rainy Day Reserve	22.4	22.6	22.7	22.8

GENERAL FUND AND FINANCING ACTIVITIES

2023-2024 General Fund Financial Plan Footnotes

- 2021-2022 Estimated reflects PSB's best estimate of total biennial revenues and expenditures through 12/31/2022
- 2023-2024 Proposed Budget is consistent with the budget system of record (PBCS).
- Revenue estimates for 2022 - 2028 are based on forecasts adopted by the Forecast Council or interim forecasts published by the Office of Economic and Financial Analysis (OEFA), whichever have been most recently updated, and revenue estimates provided by General Fund appropriation units. The percentages below are the expected percent change over the prior budget cycle. These are biennial growth rates.

	2023-2024	2025-2026	2027-2028
Property Tax	As Proposed	4.4%	4.4%
Sales Tax (including sales tax dedicated to criminal justice)	As Proposed	6.7%	3.6%
All Other*	As Proposed	-8.1%	4.0%
<i>Blended Revenue Growth Rate</i>	As Proposed	-0.9%	4.1%

*Other revenues are projected to fall in the 2023-2024 and 2025-2026 biennium, as federal COVID relief and state funding for the *Blake* decision response both end.

- Property Tax forecasts for 2022 - 2028 are based on August 2022 OEFA forecast adopted by the Forecast Council and assume the current property tax structure and a collection rate of 99%.
- Sales Tax forecasts for 2022 - 2028 are based on the August 2022 forecast provided by OEFA.
- Expenditure estimates for 2025-2026 and 2027-2028 are based on the following assumptions. The percentages indicate the expected percentage change over the previous budget cycle.

	2023-2024	2025-2026	2027-2028
CPI (Seattle July to June CPI-U)	As Proposed	5.3%	5.3%
Blended Labor	As Proposed	1.5%	6.3%
Operating GF Transfers	As Proposed	5.3%	5.3%
<i>Blended Operating Growth Rate*</i>	As Proposed	-2.3%	4.8%

*Operating expenditures are projected to fall in the 2023-2024 and 2025-2026 biennium on the assumption that the County will discontinue all federally supported COVID response programs and the Blake response actions will be complete.

- CIP General Fund Transfer budget and outyear assumptions (in millions)

	2023-2024	2025-2026	2027-2028
Building Repair and Replacement	3.7	2.3	2.4
GF-backed IT Projects	2.3	2.4	2.6
Expenditure of Designated Fund Balance	-	-	-
Total	6.0	4.7	5.0

- The debt service schedule for 2023 - 2028 is based on the following table:
(in millions)

Debt Service Elements	2023-2024	2025-2026	2027-2028
Existing Debt Issues	40.5	35.6	18.3
New Debt Issuance	21.2	30.1	31.2
Debt contingency for new issues and variable rate	4.3	1.0	1.0
Total Debt Service	65.9	66.6	50.5

Based on current projections, projected debt service expense will not exceed the County's policy that debt service should be less than 6% of General Fund expenditures.

GENERAL FUND AND FINANCING ACTIVITIES

- The 2023-2024 Proposed Budget includes vacancy assumptions in the majority of General Fund operating budgets. This is budgeted directly in appropriation units. An additional biennial underexpenditure assumption of \$47 million is included, reflecting an assumed \$36.7 million in actual underexpenditures and a reappropriation rate of \$10.3 million per biennium.

- Designations and subfund balances include the following for each of the years (in millions):

	2023-2024	2025-2026	2027-2028
Loans	0.0	0.0	0.0
Assigned for Capital Projects	0.0	0.0	0.0
Crime Victim Compensation Program	0.2	0.2	0.2
Drug Enforcement Program	1.4	1.4	1.4
Anti-Profitteering Program	0.1	0.1	0.1
Dispute Resolution	0.0	0.0	0.0
Wheelchair Access	1.2	0.8	0.4
Inmate Welfare Fund Balance	0.0	0.0	0.0
Total*	3.0	2.6	2.2

*Totals may not match financial plan exactly due to rounding

- The Credit Rating Reserve dedicates fees collected from other county funds to increase fund balance and maintain the county's bond rating. Other funds that have issued debt and benefit from the county's bond rating through lower interest contribute to this reserve based on the amount of outstanding principal on LTGO debt. 35% of the Credit Enhancement Fee is placed in this reserve. The goal for this reserve is to reach 1% of total outstanding GO debt backed by the full faith and credit of the General Fund.
- The 2021-2022 biennium included four new reserves for future investments: Community Navigators Reserve, Jail Diversion and Reentry Hub Reserve, Adult Diversion Program Reserve, and Public Safety Alternatives Investment Reserve. These four reserves were designed to set aside funding to design and implement key diversion and criminal legal system reform initiatives. The Community Navigators and Adult Diversion Program Reserve were programmed and spent in the 2021-2022 biennium. The two remaining reserves are programmed in the 2023-2024 Proposed Budget.
- Criminal Justice Expense Reserve was created using a one-time distribution of funds from the state legislature for one-time costs related to law enforcement and criminal justice related legislation enacted between January 1, 2020 and June 30, 2021. This reserve will be drawn down as appropriate costs are identified.
- The COVID Reserve was funded with CRF in 2020 and 2021 to cover the cost of eligible staff that were redeployed to addresses the COVID public health emergency. The initial reserve was \$52M, but has been drawn down to fund eligible expenditures.
- The Risk Reserve sets aside fund balance to mitigate known and unknown risks.
- County policy requires undesignated fund balance of 6%-8% of certain revenues. Per county policy, the county will strive to maintain reserves in times of economic prosperity to offset times of declining revenue.

General Fund Transfers, Internal Support, and External Support

As a flexible revenue source, the General Fund provides funding to important services and programs in other funds. This includes resources for public health, local services, human services, natural resource programs, animal services, and capital investments in technology and infrastructure projects. The General Fund transfers revenue to the other funds through a series of appropriations called General Fund Transfers. The following table summarizes the proposed General Fund transfers, followed by more detailed information.

Appropriation Unit	2023-2024 Proposed Budget
General Fund transfer for Debt Service	\$ 65,938,000
General Fund transfer to Department of Local Services (DLS)	\$ 11,088,000
General Fund transfer to Department of Community and Human Services (DCHS)	\$ 31,655,000
General Fund transfer to Department of Executive Services (DES)	\$ 8,679,000
General Fund transfer to Department of Public Health (DPH)	\$ 62,436,000
General Fund transfer to Department of Natural Resources and Parks (DNRP)	\$ 6,546,000
General Fund capital transfer to Department of Executive Services (DES)	\$ 3,706,000
General Fund transfer to General Fund Technology Capital (Fund 3280)	\$ 2,250,000

General Fund transfer for Debt Service: \$65,938,000

The transfer to Debt Service represents the amount that the General Fund pays in principal and interest for the biennium for current and proposed capital projects. The debt service limit is set by County policy for the General Fund at 6 percent of revenues. The projected General Fund debt load is about 2.7 percent in 2023 and 3.7 percent in 2024.

- In 2023-2024, this contribution will pay the debt service on twenty current projects and eight new or expanding projects: capital investments that will be informed by Department of Local Services participatory budgeting work, multiple community facilities throughout the County, and multiple projects at the Maleng Regional Justice Center (MRJC).

General Fund transfer to Department of Local Services (DLS): \$11,088,000

The transfer to DLS supports activities in the Permitting Division and in the DLS Director’s Office.

- Most of this transfer funds the Permitting Division’s code enforcement program, which investigates and resolves complaints of code violations in unincorporated King County. Half of the funding supports Prosecuting Attorney’s Office (PAO) and Risk Management services arising from code enforcement actions.
- \$3.98 million will support investments in urban unincorporated King County and the development of a community-centered advisory board.
- \$0.4 million will support staff to clean up outdated King County Code

GENERAL FUND AND FINANCING ACTIVITIES

General Fund transfer to Department of Community and Human Services (DCHS): \$31,655,000

Transfers to DCHS support several programs in Housing, Community Services, Employment and Education Resources, and Developmental Disabilities and Early Childhood Supports.

Transfer to Housing and Community Development Fund (Fund 2460, \$3.2 million)

- \$1.7 million to support administration of the Regional Affordable Housing Program and a Renters' Commission FTE.
- \$1.5 million to support planning, policy, and operational functions that support enterprise-wide work related to housing. This expenditure is partially recovered through General Fund overhead charges.

Transfer to Employment and Education Resources Fund (Fund 2240, \$14.9 million)

- \$2.8 million for youth and family services contracts.
- \$1.7 million supports juvenile justice intervention programs, which funds six agencies' prevention and intervention services to youth who are at-risk or involved in the juvenile justice system or gangs.
- \$0.9 million supports gang prevention and the Avanza program. This funding is to provide education, employment, and violence prevention services to youth at risk of gang involvement.
- \$6.9 million in funding for the Restorative Community Pathways program to divert juvenile cases out of the criminal legal system and provide services for harmed parties.
- \$2.0 million supports administration of the youth programs and other miscellaneous education and employment services.
- \$0.7 million to support two TLT positions and one-time non-labor expenditures to end the use of the Children and Family Justice Center for youth incarceration.

Transfer to Community Services Operating Fund (Fund 1421, \$11.8 million)

- \$2.8 million for domestic violence survivor services such as community advocacy, crisis intervention, legal advocacy, shelter, and safety planning.
- \$1.5 million for sexual assault victim services.
- \$1.0 million supports the King County Jobs initiative.
- \$1.0 million for civil legal services contracts.
- \$0.4 million for men's and women's homeless shelter operations.
- \$0.3 million for senior center services and operations.
- \$2.7 million for administration of the DCHS divisions related to managing community services.
- \$2.0 million for record expungement and legal financial obligation relief.

Transfer to Developmental Disabilities Fund (Fund 1070, \$1.6 million)

- \$1.6 million for grant application and capacity building for community based organizations.

General Fund transfer to Department of Executive Services (DES): \$8,679,000

- \$1.0 million will be contributed to the facilities maintenance division to support emergency shelter services in 2023-2024. This funding will provide custodial service and security at White Center, Downtown Seattle Administration Building, and the 4th and Jefferson Building.
- \$5.4 million is transferred to support the animal services program. This represents approximately 33 percent of the funding for this regional service. In 2021, more than 4,500 animals entered the shelter program. Almost 3,600 animals were spayed or neutered (including feral cats).

GENERAL FUND AND FINANCING ACTIVITIES

- \$0.9 million for maintenance and operations at the Harbor Island warehouse.
- \$1.4 million for King County Courthouse security

General Fund transfer to Public Health – Seattle & King County (PHSKC): \$62,436,000

- \$1.2 million will be contributed to Chronic Disease/Injury Prevention (CDIP), which addresses some of the leading causes of injuries and their social determinants.
- \$48.1 million will be contributed to Community Health Services (CHS), which provides direct services to King County’s most vulnerable residents through Parent-Child Health, Family Planning, Oral Health and Primary Care, Maternity Support Services (MSS), Infant Case Management (ICM), Women Infants and Children (WIC) nutrition services, Family Planning, Primary Care, and Dental Care within the Public Health Centers. The funding also supports CHS Regional Community Health Services, which include a variety of community partnership programs.
- \$5.4 million will be contributed to cross-cutting services, including foundational capabilities such as the Assessment, Policy and Evaluation (APDE) unit, Communications, Preparedness, Health Policy and Planning, Government Relations, and the King County Board of Health.
- \$3.4 million will be contributed to support gun violence prevention and other efforts to reduce youth involvement in the criminal legal system.
- \$3.9 million will be contributed to Prevention to serve the community by monitoring, investigating, controlling and prevention of over 60 notifiable communicable diseases. This also includes the Medical Examiner’s Office and Vital Statistics.
- \$0.5 million will be contributed for Zoonotics Fee Services and Environmental Health - Healthy Community Planning.
 - Environmental Health Fee Services include outreach to agency and community partners to better understand and support integration of health and equity into local, regional, and state planning efforts to ensure that guidelines, planning documents and funding criteria include public health and equity elements.
 - Zoonotics Fee Services include prevention of and response to zoonotic disease and environmental conditions that affect both animals and people, with backup support from the Public Health Vet in Communicable Disease.

General Fund transfer to Department of Natural Resources and Parks (DNRP): \$6,546,000

- \$184,000 supports the cost of one food policy manager. Responsibilities of the position are related to the Local Food Initiative (LFI), which was launched in 2014 and is intended to serve as a 10-year roadmap for growing our local food economy and increasing access to healthy, affordable food in low-income communities.
- \$362,000 supports the Historic Preservation Officer.
- \$130,000 pays for an Immigrant-Refugee Farm Program Coordinator to support the Farmland Leasing Program.
- \$578,000 pays for consulting resources to provide science and mapping support to the 2024 Comprehensive Plan Update
- \$3.4 million funds the Local Infrastructure Project Area (LIPA) transfers to the City of Seattle for the Transfer of Development Rights (TDR) program. Since establishing the agreement with Seattle in late 2013, the King County TDR Bank has sold 1,270 TDRs to Seattle developers resulting in revenue for conservation exceeding \$30 million. As of September 2022, 146 TDRs are under contract, with pending contracts for an additional 188. Future sales of TDRs to Seattle developers will likely result in more than \$9.5 million in additional revenue for conservation.

TDRs sold during the life of the agreement will likely equate to a range of 80,000 to 100,000 acres of protection.

- \$1.9 million pays for agriculture and forestry programming in the Water and Land Resources Division. General Fund dollars will contribute to the preservation of high-priority farmland as part of the Land Conservation Initiative (LCI), furthering the Strategic Climate Action Plan through support of forest programs that ensure King County forests are resilient against wildfires, and continue the Public Benefits Rating System/Current Use Taxation (PBRS/CUT) program. Benefits of this investment include:
 - 400 net new acres of farmland in production.
 - Acquisition of conservation easements on 475 acres of high-priority farmland.
 - At least 500 new acres of farm and forestland enrolled in PBRS/CUT; at least 300 acres are new, LCI priority properties.
 - At least 60 private forestland stewardship plans approved annually, with special focus on climate resilience and enhancing carbon sequestration potential; plans cover a minimum of 500 acres.
 - Monitoring of at least 20 percent of the properties enrolled in PBRS and 33 percent of properties enrolled in Farmland Preservation programs; enhancement of the County farmland leasing program with a focus on Equity and Social Justice benefits.

GENERAL FUND AND FINANCING ACTIVITIES

General Fund capital transfer to Department of Executive Services (DES): \$3,706,000

The General Fund capital transfer to DES pays for General Fund backed Facilities Management Division (FMD) projects for Building Repair and Replacement and the Major Maintenance Reserve Fund.

The 2023-2024 transfer includes:

- \$0.1 million for Administration Building demolition planning.
- \$1.0 million for installation of jump protection panels at the King County Correctional Facility.
- \$0.2 million for design and preparation for remodeling the King County Courthouse Chief Criminal Courtroom.
- \$0.7 million for improvements to the Department of Judicial Administration's customer service area.
- \$0.3 million for conceptual design and siting work for a potential replacement of the animal shelter.
- \$1.4 million to fund tenant improvement for the mill area of the of the Harbor Island warehouse.

General Fund transfer to General Fund Technology Capital: \$2,250,000

The General Fund transfer to the General Fund Technology Capital Fund (Fund 3280) in 2023-2024 will pay for two IT projects supported by General Fund revenues.

Internal Support: \$39,947,000

The Internal Support budget includes charges that are paid centrally on behalf of General Fund agencies. In 2023-2024, major charges include:

- Employee Transportation Program costs.
- The Department of Local Services (DLS) Director's Office overhead rate.
- Central rate charges for functions with benefit to all General Fund agencies.
- Long-term lease charges for Harbor Island warehouse and the SoDo housing and behavioral health facility.

External Support: \$13,151,000

The External Support budget is a new appropriation unit for the 2023-2024 biennium. The purpose of this appropriation unit is to provide one-time fiscal support to external partners for programs or projects that do not clearly align with the mission of departments. This appropriation unit will be managed by the Office of Performance, Strategy and Budget. The 2023-2024 Proposed Budget includes the following items:

- \$10 million in community facility capital investments.
- \$1.9 million to support a loan loss reserve program that will support loans for making green improvements to the built environment. This is supported with federal funding.
- \$1.0 million to publicize King County's programs and services to improve awareness of and access to services.
- \$0.3 million for dues and memberships for outside organizations.

**2023-2024 Executive Proposed Operating Budget
GF TRANSFER TO DEBT SERVICE (EN_A69100)**

Operating Budget Summary	Expenditures	Revenues	Reg FTE	TLT
2021-2022 Revised Budget	66,545,331	8,379,831	0.0	0.0
Base Budget Adjustments	2,809,141	(218,113)	0.0	0.0
Decision Package Adjustments	(3,416,590)	(8,161,718)	0.0	0.0
2023-2024 Executive Proposed Budget	65,937,882	0	0.0	0.0
2023-2024 Executive Proposed Ordinance	65,938,000	0	0.0	0.0

Notes

1. The 2021-2022 Revised Budget equals the 2021-2022 Adopted Biennial Budget plus all Adopted Supplementals as of the publication of this document.

2. Adjust base budget to remove 2021-2022 one-time changes including those related to pandemic response, annualize supplemental changes, and update personnel rates. Personnel budgets reflect projected 2023-2024 salary and benefit rates, current position classifications, and step/merit increases.

3. The Executive Proposed Budget is the sum of the Revised Budget, Base Budget Adjustments, and Decision Package Adjustments. All FTEs/TLTs are rounded to the nearest 1/10th of a position and in some cases, rounded numbers may not add up to the FTE/TLT totals in Executive Proposed. In the Executive Proposed Ordinance, expenditure and revenue totals are rounded up to the nearest 1,000 and FTEs and TLTs are rounded up to the maximum monthly FTEs/TLTs in the Biennium.

Decision Package Adjustment Detail	Expenditures	Revenues	Reg FTE	TLT
Technical Adjustments				
(TA_001) Debt Service Contingency Adjust appropriation to include likely upcoming bonding activity.	5,414,000	0	0.0	0.0
(TA_050) Revenue Adjustments Remove the streamlined rate contribution to the General Fund to pay facilities-related debt service. Facilities-related debt service will now be paid directly by the Facilities Management Division.	0	(8,161,718)	0.0	0.0
Central Rate Adjustments	(8,830,590)	0	0.0	0.0
Total Decision Package Adjustments	(3,416,590)	(8,161,718)	0.0	0.0

**2023-2024 Executive Proposed Operating Budget
GF TRANSFER TO DLS (EN_A69200)**

Operating Budget Summary	Expenditures	Revenues	Reg FTE	TLT
2021-2022 Revised Budget	9,132,540	0	0.0	0.0
Base Budget Adjustments	(2,520,382)	0	0.0	0.0
Decision Package Adjustments	4,475,686	0	0.0	0.0
2023-2024 Executive Proposed Budget	11,087,844	0	0.0	0.0
2023-2024 Executive Proposed Ordinance	11,088,000	0	0.0	0.0

Notes

1. The 2021-2022 Revised Budget equals the 2021-2022 Adopted Biennial Budget plus all Adopted Supplementals as of the publication of this document.
2. Adjust base budget to remove 2021-2022 one-time changes including those related to pandemic response, annualize supplemental changes, and update personnel rates. Personnel budgets reflect projected 2023-2024 salary and benefit rates, current position classifications, and step/merit increases.
3. The Executive Proposed Budget is the sum of the Revised Budget, Base Budget Adjustments, and Decision Package Adjustments. All FTEs/TLTs are rounded to the nearest 1/10th of a position and in some cases, rounded numbers may not add up to the FTE/TLT totals in Executive Proposed. In the Executive Proposed Ordinance, expenditure and revenue totals are rounded up to the nearest 1,000 and FTEs and TLTs are rounded up to the maximum monthly FTEs/TLTs in the Biennium.

Decision Package Adjustment Detail	Expenditures	Revenues	Reg FTE	TLT
Direct Service Changes				
(DS_007) Code Writers Provide General Fund funding for staff that will update King County Code. These positions will focus on outdated code related to Clean Water Healthy Habitat, Strategic Climate Action Plan, and other codes that are inconsistent with existing regulations or other County goals.	380,000	0	0.0	0.0
(DS_008) Participatory Budgeting - Skyway and North Highline Increase the community-directed investment operating funds and add an administrator to support the Participatory Budgeting program. This proposal also includes additional funding for payments for two additional committee members for both Skyway and North Highline. This proposal is funded by state marijuana excise tax revenue.	1,900,000	0	0.0	0.0
Administrative Service Changes				
(AC_005) DLS General Public Services Central Rate Increases Provide General Fund funding to the Department of Local Services (DLS) to support increases in DLS's central rate charges.	1,707,844	0	0.0	0.0
Technical Adjustments				

**2023-2024 Executive Proposed Operating Budget
 GF TRANSFER TO DLS (EN_A69200)**

Decision Package Adjustment Detail	Expenditures	Revenues	Reg FTE	TLT
(TA_001) Participatory Budgeting Cost Alignment Adjust appropriation to accurately reflect ongoing costs of existing participatory budgeting work. These additional costs were approved in the 2nd Omnibus Supplemental of 2021-2022 and should be included in the ongoing budget.	150,000	0	0.0	0.0
(TA_100) Economic Adjustment Adjust the General Fund Transfer amount to reflect inflationary increases between the 2021-2022 and 2023-2024 bienniums.	337,842	0	0.0	0.0
Total Decision Package Adjustments	4,475,686	0	0.0	0.0

**2023-2024 Executive Proposed Operating Budget
GF TRANSFER TO DCHS (EN_A69400)**

Operating Budget Summary	Expenditures	Revenues	Reg FTE	TLT
2021-2022 Revised Budget	72,660,618	0	0.0	0.0
Base Budget Adjustments	(41,547,018)	0	0.0	0.0
Decision Package Adjustments	541,321	0	0.0	0.0
2023-2024 Executive Proposed Budget	31,654,921	0	0.0	0.0
2023-2024 Executive Proposed Ordinance	31,655,000	0	0.0	0.0

Notes

1. The 2021-2022 Revised Budget equals the 2021-2022 Adopted Biennial Budget plus all Adopted Supplementals as of the publication of this document.

2. Adjust base budget to remove 2021-2022 one-time changes including those related to pandemic response, annualize supplemental changes, and update personnel rates. Personnel budgets reflect projected 2023-2024 salary and benefit rates, current position classifications, and step/merit increases.

3. The Executive Proposed Budget is the sum of the Revised Budget, Base Budget Adjustments, and Decision Package Adjustments. All FTEs/TLTs are rounded to the nearest 1/10th of a position and in some cases, rounded numbers may not add up to the FTE/TLT totals in Executive Proposed. In the Executive Proposed Ordinance, expenditure and revenue totals are rounded up to the nearest 1,000 and FTEs and TLTs are rounded up to the maximum monthly FTEs/TLTs in the Biennium.

Decision Package Adjustment Detail	Expenditures	Revenues	Reg FTE	TLT
Administrative Service Changes				
(AC_001) Cost Allocation Adjustment Provide one-time General Fund support to DCHS to fund planning, policy, and operational functions that support enterprise-wide work related to housing. This decision package aligns with TA_004 in A35000 (Housing and Community Development).	1,474,229	0	0.0	0.0
Technical Adjustments				
(TA_003) Existing Housing Program Cost Adjustment Adjust General Fund Support to reflect actual costs for two existing positions associated with the Regional Affordable Housing Program and the Renter's Commission.	310,134	0	0.0	0.0
(TA_005) General Fund Transfer to Behavioral Health Eliminate the transfer from the General Fund to DCHS's Behavioral Health Fund. Currently funded programs and services will move to other flexible behavioral health resources.	(5,813,000)	0	0.0	0.0
(TA_008) Community and County Supported Alternative to Youth Incarceration Provide General Fund support to add two TLT positions and one-time non-labor expenditures to end the use of the CFJC for youth incarceration.	662,058	0	0.0	0.0

**2023-2024 Executive Proposed Operating Budget
GF TRANSFER TO DCHS (EN_A69400)**

Decision Package Adjustment Detail	Expenditures	Revenues	Reg FTE	TLT
(TA_100) Economic Adjustment Adjust the General Fund Transfer amount to reflect inflationary increases between the 2021-2022 and 2023-2024 biennium.	1,588,400	0	0.0	0.0
(TA_101) Record Expungement and Legal Financial Obligation Relief Transfer funding from marijuana excise tax revenues to DCHS for records expungement, legal financial obligation relief, and other activities to increase life opportunities. This funding will primarily be contracted to community based organizations to conduct this work.	2,000,000	0	0.0	0.0
(TA_102) Adjustment to Base Transfer Adjust the transfer to DCHS to match agreed upon programming that was incorporated into the base 2023-2024 budget.	525,500	0	0.0	0.0
(TA_103) LINC Program Funding Transfer Remove the transfer to DCHS that funds a position located in the Prosecuting Attorney's Office (PAO). These funds will instead be directly appropriated to the PAO rather than transferred to DCHS and then back to the General Fund. This has no impact on operations or service.	(206,000)	0	0.0	0.0
Total Decision Package Adjustments	541,321	0	0.0	0.0

**2023-2024 Executive Proposed Operating Budget
GF TRANSFER TO DES (EN_A69500)**

Operating Budget Summary	Expenditures	Revenues	Reg FTE	TLT
2021-2022 Revised Budget	9,463,615	0	0.0	0.0
Base Budget Adjustments	(1,945,399)	0	0.0	0.0
Decision Package Adjustments	1,160,000	0	0.0	0.0
2023-2024 Executive Proposed Budget	8,678,216	0	0.0	0.0
2023-2024 Executive Proposed Ordinance	8,679,000	0	0.0	0.0

Notes

1. The 2021-2022 Revised Budget equals the 2021-2022 Adopted Biennial Budget plus all Adopted Supplementals as of the publication of this document.
2. Adjust base budget to remove 2021-2022 one-time changes including those related to pandemic response, annualize supplemental changes, and update personnel rates. Personnel budgets reflect projected 2023-2024 salary and benefit rates, current position classifications, and step/merit increases.
3. The Executive Proposed Budget is the sum of the Revised Budget, Base Budget Adjustments, and Decision Package Adjustments. All FTEs/TLTs are rounded to the nearest 1/10th of a position and in some cases, rounded numbers may not add up to the FTE/TLT totals in Executive Proposed. In the Executive Proposed Ordinance, expenditure and revenue totals are rounded up to the nearest 1,000 and FTEs and TLTs are rounded up to the maximum monthly FTEs/TLTs in the Biennium.

Decision Package Adjustment Detail	Expenditures	Revenues	Reg FTE	TLT
Administrative Service Changes				
(AC_001) Harbor Island Maintenance and Operations Transfer General Fund funding to FMD to support maintenance and operations at Harbor Island.	900,000	0	0.0	0.0
Technical Adjustments				
(TA_100) Economic Adjustment Adjust the General Fund Transfer amount to reflect inflationary increases between the 2021-2022 and 2023-2024 bienniums.	260,000	0	0.0	0.0
Total Decision Package Adjustments	1,160,000	0	0.0	0.0

**2023-2024 Executive Proposed Operating Budget
GF TRANSFER TO DPH (EN_A69600)**

Operating Budget Summary	Expenditures	Revenues	Reg FTE	TLT
2021-2022 Revised Budget	66,077,206	0	0.0	0.0
Base Budget Adjustments	(7,448,030)	0	0.0	0.0
Decision Package Adjustments	3,806,824	0	0.0	0.0
2023-2024 Executive Proposed Budget	62,436,000	0	0.0	0.0
2023-2024 Executive Proposed Ordinance	62,436,000	0	0.0	0.0

Notes

1. The 2021-2022 Revised Budget equals the 2021-2022 Adopted Biennial Budget plus all Adopted Supplementals as of the publication of this document.

2. Adjust base budget to remove 2021-2022 one-time changes including those related to pandemic response, annualize supplemental changes, and update personnel rates. Personnel budgets reflect projected 2023-2024 salary and benefit rates, current position classifications, and step/merit increases.

3. The Executive Proposed Budget is the sum of the Revised Budget, Base Budget Adjustments, and Decision Package Adjustments. All FTEs/TLTs are rounded to the nearest 1/10th of a position and in some cases, rounded numbers may not add up to the FTE/TLT totals in Executive Proposed. In the Executive Proposed Ordinance, expenditure and revenue totals are rounded up to the nearest 1,000 and FTEs and TLTs are rounded up to the maximum monthly FTEs/TLTs in the Biennium.

Decision Package Adjustment Detail	Expenditures	Revenues	Reg FTE	TLT
Direct Service Changes				
(DS_014) Youth Marijuana Prevention Add marijuana harm reduction programs and youth prevention programs through community-directed investments in communities affected by past marijuana policies that disproportionately harmed Black, Indigenous, and People of Color (BIPOC). Funded by the marijuana excise tax.	220,000	0	0.0	0.0
Technical Adjustments				
(TA_002) Harborview Medical Center Contract Medical Staffing Salary Increase Increase expenditure authority for the Public Health Sexual Health Clinic's medical staffing contract with Harborview Medical Center (HMC). In 2022, HMC implemented salary increases from 6-12% for most medical staff which in turn will increase the contract costs for the operation of the Sexual Health Clinic.	600,000	0	0.0	0.0
(TA_100) Economic Adjustment Adjust the General Fund Transfer amount to reflect inflationary increases between the 2021-2022 and 2023-2024 bienniums.	2,986,824	0	0.0	0.0
Total Decision Package Adjustments	3,806,824	0	0.0	0.0

**2023-2024 Executive Proposed Operating Budget
GF TRANSFER TO DNRP (EN_A69700)**

Operating Budget Summary	Expenditures	Revenues	Reg FTE	TLT
2021-2022 Revised Budget	5,064,000	0	0.0	0.0
Base Budget Adjustments	(80,000)	0	0.0	0.0
Decision Package Adjustments	1,562,000	0	0.0	0.0
2023-2024 Executive Proposed Budget	6,546,000	0	0.0	0.0
2023-2024 Executive Proposed Ordinance	6,546,000	0	0.0	0.0

Notes

1. The 2021-2022 Revised Budget equals the 2021-2022 Adopted Biennial Budget plus all Adopted Supplementals as of the publication of this document.
2. Adjust base budget to remove 2021-2022 one-time changes including those related to pandemic response, annualize supplemental changes, and update personnel rates. Personnel budgets reflect projected 2023-2024 salary and benefit rates, current position classifications, and step/merit increases.
3. The Executive Proposed Budget is the sum of the Revised Budget, Base Budget Adjustments, and Decision Package Adjustments. All FTEs/TLTs are rounded to the nearest 1/10th of a position and in some cases, rounded numbers may not add up to the FTE/TLT totals in Executive Proposed. In the Executive Proposed Ordinance, expenditure and revenue totals are rounded up to the nearest 1,000 and FTEs and TLTs are rounded up to the maximum monthly FTEs/TLTs in the Biennium.

Decision Package Adjustment Detail	Expenditures	Revenues	Reg FTE	TLT
Direct Service Changes				
(DS_008) Immigrant-Refugee Farm Program Coordinator Convert a TLT Immigrant-Refugee Farm Program Coordinator to an FTE to support the Farmland Leasing Program. The program, which primarily serves BIPOC farmers, has expanded significantly in the past few years and the need for this position will be ongoing. This position directly advances strategies outlined in the ESJ Strategic Plan, Local Food Initiative and Strategic Climate Action Plan.	130,000	0	0.0	0.0
(DS_018) Best Available Science and Mapping - 2024 Comprehensive Plan Update Support consulting resources to provide science and GIS/mapping expertise to support the 2024 Comprehensive Plan Update, and support Best Available Science (BAS) review and development of policy and code updates as required by the Growth Management Act.	578,000	0	0.0	0.0
Administrative Service Changes				
(AC_001) Historic Preservation Officer Provide General Fund support for the Historic Preservation Officer.	362,000	0	0.0	0.0

Technical Adjustments

**2023-2024 Executive Proposed Operating Budget
 GF TRANSFER TO DNRP (EN_A69700)**

Decision Package Adjustment Detail	Expenditures	Revenues	Reg FTE	TLT
(TA_100) Economic Adjustment Adjust the General Fund Transfer amount to reflect inflationary increases between the 2021-2022 and 2023-2024 bienniums.	492,000	0	0.0	0.0
Total Decision Package Adjustments	1,562,000	0	0.0	0.0

**2023-2024 Executive Proposed Operating Budget
 GF TRANSFER TO GENERAL FUND TECHNOLOGY CAPITAL F3280
 (EN_A70100)**

Operating Budget Summary	Expenditures	Revenues	Reg FTE	TLT
2021-2022 Revised Budget	1,171,000	0	0.0	0.0
Base Budget Adjustments	(1,171,000)	0	0.0	0.0
Decision Package Adjustments	2,250,000	0	0.0	0.0
2023-2024 Executive Proposed Budget	2,250,000	0	0.0	0.0
2023-2024 Executive Proposed Ordinance	2,250,000	0	0.0	0.0

Notes

1. The 2021-2022 Revised Budget equals the 2021-2022 Adopted Biennial Budget plus all Adopted Supplementals as of the publication of this document.
2. Adjust base budget to remove 2021-2022 one-time changes including those related to pandemic response, annualize supplemental changes, and update personnel rates. Personnel budgets reflect projected 2023-2024 salary and benefit rates, current position classifications, and step/merit increases.
3. The Executive Proposed Budget is the sum of the Revised Budget, Base Budget Adjustments, and Decision Package Adjustments. All FTEs/TLTs are rounded to the nearest 1/10th of a position and in some cases, rounded numbers may not add up to the FTE/TLT totals in Executive Proposed. In the Executive Proposed Ordinance, expenditure and revenue totals are rounded up to the nearest 1,000 and FTEs and TLTs are rounded up to the maximum monthly FTEs/TLTs in the Biennium.

Decision Package Adjustment Detail	Expenditures	Revenues	Reg FTE	TLT
Technical Adjustments				
(TA_001) General Fund Supported IT Projects Provide General Fund Funding for two IT projects in the 2023-2024 budget.	2,250,000	0	0.0	0.0
Total Decision Package Adjustments	2,250,000	0	0.0	0.0

**2023-2024 Executive Proposed Operating Budget
GF CIP TRANSFER TO DES (EN_A69900)**

Operating Budget Summary	Expenditures	Revenues	Reg FTE	TLT
2021-2022 Revised Budget	8,186,276	0	0.0	0.0
Base Budget Adjustments	(8,186,276)	0	0.0	0.0
Decision Package Adjustments	3,705,333	0	0.0	0.0
2023-2024 Executive Proposed Budget	3,705,333	0	0.0	0.0
2023-2024 Executive Proposed Ordinance	3,706,000	0	0.0	0.0

Notes

1. The 2021-2022 Revised Budget equals the 2021-2022 Adopted Biennial Budget plus all Adopted Supplementals as of the publication of this document.
2. Adjust base budget to remove 2021-2022 one-time changes including those related to pandemic response, annualize supplemental changes, and update personnel rates. Personnel budgets reflect projected 2023-2024 salary and benefit rates, current position classifications, and step/merit increases.
3. The Executive Proposed Budget is the sum of the Revised Budget, Base Budget Adjustments, and Decision Package Adjustments. All FTEs/TLTs are rounded to the nearest 1/10th of a position and in some cases, rounded numbers may not add up to the FTE/TLT totals in Executive Proposed. In the Executive Proposed Ordinance, expenditure and revenue totals are rounded up to the nearest 1,000 and FTEs and TLTs are rounded up to the maximum monthly FTEs/TLTs in the Biennium.

Decision Package Adjustment Detail	Expenditures	Revenues	Reg FTE	TLT
Technical Adjustments				
(TA_001) Administration Building Demolition Planning Fund conceptual planning for the demolition of the Administration Building (project 1143870).	100,000	0	0.0	0.0
(TA_002) KCCF Jump Barrier Installations Fund installation of jump protection panels on priority floors of the King County Correctional Facility (project 1143877).	1,000,000	0	0.0	0.0
(TA_003) Design and Preparation of Criminal Court Modification Fund design and preparation of construction documents for remodeling the King County Courthouse Chief Criminal Courtroom (project 1143896).	200,000	0	0.0	0.0
(TA_004) KCCH DJA Customer Service Counter Fund improvements to the Department of Judicial Administration's customer service area that will improve accessibility and ergonomic needs (project 1143894).	700,000	0	0.0	0.0
(TA_005) Animal Shelter Conceptual Design Fund conceptual design and siting work for a potential replacement of the RASKC Animal Shelter.	275,000	0	0.0	0.0
(TA_006) Harbor Island Mill Construction Fund tenant improvements to create a self-contained mill area with required equipment installation to be used to create sets for film production at the Harbor Island warehouse.	1,430,333	0	0.0	0.0

**2023-2024 Executive Proposed Operating Budget
GF CIP TRANSFER TO DES (EN_A69900)**

Decision Package Adjustment Detail	Expenditures	Revenues	Reg FTE	TLT
Total Decision Package Adjustments	3,705,333	0	0.0	0.0

**2023-2024 Executive Proposed Operating Budget
INTERNAL SUPPORT (EN_A65600)**

Operating Budget Summary	Expenditures	Revenues	Reg FTE	TLT
2021-2022 Revised Budget	42,184,048	5,600,000	0.0	0.0
Base Budget Adjustments	(5,141,208)	(5,600,000)	0.0	0.0
Decision Package Adjustments	2,903,730	1,600,000	0.0	0.0
2023-2024 Executive Proposed Budget	39,946,570	1,600,000	0.0	0.0
2023-2024 Executive Proposed Ordinance	39,947,000	1,600,000	0.0	0.0

Notes

1. The 2021-2022 Revised Budget equals the 2021-2022 Adopted Biennial Budget plus all Adopted Supplementals as of the publication of this document.
2. Adjust base budget to remove 2021-2022 one-time changes including those related to pandemic response, annualize supplemental changes, and update personnel rates. Personnel budgets reflect projected 2023-2024 salary and benefit rates, current position classifications, and step/merit increases.
3. The Executive Proposed Budget is the sum of the Revised Budget, Base Budget Adjustments, and Decision Package Adjustments. All FTEs/TLTs are rounded to the nearest 1/10th of a position and in some cases, rounded numbers may not add up to the FTE/TLT totals in Executive Proposed. In the Executive Proposed Ordinance, expenditure and revenue totals are rounded up to the nearest 1,000 and FTEs and TLTs are rounded up to the maximum monthly FTEs/TLTs in the Biennium.

Decision Package Adjustment Detail	Expenditures	Revenues	Reg FTE	TLT
Administrative Service Changes				
(AC_100) DNRP CPMWG Project Management Training Support DNRP's new overhead model that supports two positions and consultants in the DNRP Director's Office to establish standards for and train project managers on capital project delivery.	6,742	0	0.0	0.0
Technical Adjustments				
(TA_001) Inquest Cost Transfer Transfer appropriation for support of staff working on criminal justice inquests to the Department of Executive Services. This cost was budgeted in Internal Support in previous bienniums.	(400,000)	0	0.0	0.0
(TA_002) Blake Reimbursements Provide revenue-backed appropriation authority for reimbursements related to the Blake settlement. This spending is backed by dedicated state funding.	150,000	150,000	0.0	0.0
(TA_100) Economic Adjustments Adjust estimated costs for Internal Support functions to reflect inflationary increases.	178,800	0	0.0	0.0
(TA_101) Employee Transportation Program Costs Adjust estimated cost of the Employee Transportation Program to reflect current ridership estimates.	(6,630,880)	0	0.0	0.0

**2023-2024 Executive Proposed Operating Budget
INTERNAL SUPPORT (EN_A65600)**

Decision Package Adjustment Detail	Expenditures	Revenues	Reg FTE	TLT
(TA_102) Pacific Science Center Loan Agreement Appropriate amount needed to remit sales tax revenue to the Pacific Science Center based on the existing loan agreement.	1,450,000	1,450,000	0.0	0.0
Central Rate Adjustments	8,149,068	0	0.0	0.0
Total Decision Package Adjustments	2,903,730	1,600,000	0.0	0.0

Debt Service Funds

The total 2023-2024 Proposed Budget for the **Limited Tax General Obligation (LTGO) Fund** is \$426 million. The adjustments to this budget are technical and include updating principal and interest payment schedules.

This fund also budgets debt service payments for proposed new issuances as outlined below. Since County bond ratings remain high, the 2023-2024 budget provides an opportunity to lock in competitive interest rates for these new investments. The budget proposes issuing debt for various new projects as detailed in the table below. For information on individual projects, please refer to the specific CAP form or Decision Package.

Project	Proceeds (in millions)	Term
Various - Climate Equity Projects	\$18.5	10
DNRP - Land Conservation Initiative	\$50.0	30
DPD - Case Management System	\$2.0	7
DCHS - White Center Hub	\$1.0	10
Fleet - Electric Vehicle Charging Stations	\$17.0	10
Airport - Forge Site Acquisition	\$60.0	30
FMD - Harborview	\$25.0	10
DCHS - Health Through Housing	\$85.0	20
SWD - Landfill and Transfer Station Projects	\$233.5	20
FMD - Maleng Regional Justice Center	\$47.0	20
DLS - Participatory Budgeting	\$10.0	10
DLS - Skyway Community Center	\$2.4	10
DCHS - Transit Oriented Development Housing	\$45.0	20
E911 Call Center Equipment	\$0.9	5
Exec - Community Facilities Bond	\$10.0	10
PAO - Civil Case Management System	\$3.5	7

The County’s limited tax general obligation debt capacity is \$10.8 billion, which is based on 1.5 percent of countywide assessed value. As of the end of 2021, the County has only used \$3.0 billion of capacity.

The total 2023-2024 Proposed Budget for the **Unlimited Tax General Obligation (UTGO) Fund** is \$23.6 million. All adjustments to this budget were technical changes and reflect the current debt service schedules, including bonds that will be paid off in in 2023, and new bonds that were issued in 2021 and plan to be issued in 2023-2024 based on the voter approved levy for health and safety improvements at King County's Harborview Medical Center campus. Limited Tax General Obligation Bond financing is approved by the County Council while UTGO financing is approved by voters.

**2023-2024 Executive Proposed Operating Budget
LIMITED GO BOND REDEMPTION (EN_A46500)**

Operating Budget Summary	Expenditures	Revenues	Reg FTE	TLT
2021-2022 Revised Budget	288,645,775	286,045,775	0.0	0.0
Base Budget Adjustments	42,465,239	42,465,239	0.0	0.0
Decision Package Adjustments	95,100,733	95,100,733	0.0	0.0
2023-2024 Executive Proposed Budget	426,211,747	423,611,747	0.0	0.0
2023-2024 Executive Proposed Ordinance	426,212,000	423,612,000	0.0	0.0

Notes

1. The 2021-2022 Revised Budget equals the 2021-2022 Adopted Biennial Budget plus all Adopted Supplementals as of the publication of this document.

2. Adjust base budget to remove 2021-2022 one-time changes including those related to pandemic response, annualize supplemental changes, and update personnel rates. Personnel budgets reflect projected 2023-2024 salary and benefit rates, current position classifications, and step/merit increases.

3. The Executive Proposed Budget is the sum of the Revised Budget, Base Budget Adjustments, and Decision Package Adjustments. All FTEs/TLTs are rounded to the nearest 1/10th of a position and in some cases, rounded numbers may not add up to the FTE/TLT totals in Executive Proposed. In the Executive Proposed Ordinance, expenditure and revenue totals are rounded up to the nearest 1,000 and FTEs and TLTs are rounded up to the maximum monthly FTEs/TLTs in the Biennium.

Decision Package Adjustment Detail	Expenditures	Revenues	Reg FTE	TLT
Technical Adjustments				
(TA_001) New projects for debt financing				
Adjust the LTGO appropriation to fund the estimated debt service for new debt financed projects.	50,210,000	50,210,000	0.0	0.0
Central Rate Adjustments	44,890,733	44,890,733	0.0	0.0
Total Decision Package Adjustments	95,100,733	95,100,733	0.0	0.0

**2023-2024 Executive Proposed Operating Budget
UNLIMITED GO BOND REDEMP (EN_A46600)**

Operating Budget Summary	Expenditures	Revenues	Reg FTE	TLT
2021-2022 Revised Budget	29,824,785	27,937,800	0.0	0.0
Base Budget Adjustments	(1,070,885)	316,800	0.0	0.0
Decision Package Adjustments	(5,194,587)	(5,197,500)	0.0	0.0
2023-2024 Executive Proposed Budget	23,559,313	23,057,100	0.0	0.0
2023-2024 Executive Proposed Ordinance	23,560,000	23,058,000	0.0	0.0

Notes

1. The 2021-2022 Revised Budget equals the 2021-2022 Adopted Biennial Budget plus all Adopted Supplementals as of the publication of this document.

2. Adjust base budget to remove 2021-2022 one-time changes including those related to pandemic response, annualize supplemental changes, and update personnel rates. Personnel budgets reflect projected 2023-2024 salary and benefit rates, current position classifications, and step/merit increases.

3. The Executive Proposed Budget is the sum of the Revised Budget, Base Budget Adjustments, and Decision Package Adjustments. All FTEs/TLTs are rounded to the nearest 1/10th of a position and in some cases, rounded numbers may not add up to the FTE/TLT totals in Executive Proposed. In the Executive Proposed Ordinance, expenditure and revenue totals are rounded up to the nearest 1,000 and FTEs and TLTs are rounded up to the maximum monthly FTEs/TLTs in the Biennium.

Decision Package Adjustment Detail	Expenditures	Revenues	Reg FTE	TLT
Technical Adjustments				
(TA_050) Revenue Adjustments Revise budgeted revenues to match current forecast.	0	(5,197,500)	0.0	0.0
Central Rate Adjustments	(5,194,587)	0	0.0	0.0
Total Decision Package Adjustments	(5,194,587)	(5,197,500)	0.0	0.0

**2023-2024 Executive Proposed Operating Budget
 HUD SEC 108 LOAN REPAY (EN_A48700)**

Operating Budget Summary	Expenditures	Revenues	Reg FTE	TLT
2021-2022 Revised Budget	1,110,215	589,466	0.0	0.0
Base Budget Adjustments	7,935	0	0.0	0.0
Decision Package Adjustments	0	0	0.0	0.0
2023-2024 Executive Proposed Budget	1,118,150	589,466	0.0	0.0
2023-2024 Executive Proposed Ordinance	1,119,000	590,000	0.0	0.0

Notes

1. The 2021-2022 Revised Budget equals the 2021-2022 Adopted Biennial Budget plus all Adopted Supplementals as of the publication of this document.
2. Adjust base budget to remove 2021-2022 one-time changes including those related to pandemic response, annualize supplemental changes, and update personnel rates. Personnel budgets reflect projected 2023-2024 salary and benefit rates, current position classifications, and step/merit increases.
3. The Executive Proposed Budget is the sum of the Revised Budget, Base Budget Adjustments, and Decision Package Adjustments. All FTEs/TLTs are rounded to the nearest 1/10th of a position and in some cases, rounded numbers may not add up to the FTE/TLT totals in Executive Proposed. In the Executive Proposed Ordinance, expenditure and revenue totals are rounded up to the nearest 1,000 and FTEs and TLTs are rounded up to the maximum monthly FTEs/TLTs in the Biennium.

2023 - 2024 Proposed Financial Plan
Limited Tax General Obligation (LTGO) Debt Service Fund /F8400
(including subfunds 8401, 8405, & 8407)

Category	2021-2022 Estimated	2023-2024 Proposed	2025-2026 Projected	2027-2028 Projected
Beginning Fund Balance	7,213,153	5,803,153	5,274,469	5,274,469
Revenues				
Intergovernmental Payments (HMC, CDA)	28,372,885	28,372,885	28,372,885	28,372,885
Charges/Contributions from County Funds	280,597,768	395,828,328	345,039,952	315,123,893
Other Income				
Total Revenues	308,970,653	424,201,213	373,412,837	343,496,778
Expenditures				
Principal	197,095,000	235,304,658	250,450,000	240,645,000
Interest	113,285,653	189,425,239	122,962,837	102,851,778
Transfers/Contingencies	0	2,600,000	2,600,000	2,600,000
Total Expenditures	310,380,653	427,329,897	376,012,837	346,096,778
Estimated Underexpenditures	-	(2,600,000)	(2,600,000)	(2,600,000)
Other Fund Transactions				
Total Other Fund Transactions	-	-	-	-
Ending Fund Balance	5,803,153	5,274,469	5,274,469	5,274,469
Reserves				
General Fund balance	1,273,841	1,273,841	1,273,841	1,273,841
Parks FRED fund balance	422,383	422,383	422,383	422,383
Total Reserves	1,696,224	1,696,224	1,696,224	1,696,224
Reserve Shortfall	-	-	-	-
Ending Undesignated Fund Balance	4,106,929	3,578,245	3,578,245	3,578,245

Financial Plan Notes

All financial plans have the following assumptions, unless otherwise noted in below rows.
2023-2024 Proposed Budget ties to PBCS and matches 2023-2024 Estimated.

Outyear revenue and expenditure are consistent with current and proposed debt service schedules.

Revenues Notes: Revenues based on latest estimates from OEFA, excluding revenues from the proposed Harborview Levy.

Expenditure Notes: Expenditures are on current estimates from the principal and interest payment schedules for existing debt and project schedules of proposed debt financed projects.

Last Updated 09/06/2022 by Chris McGowan.

2023 - 2024 Proposed Financial Plan
Unlimited Tax General Obligation (UTGO) Debt Service Fund /000008500

Category	2021-2022 Estimated	2023-2024 Proposed	2025-2026 Projected	2027-2028 Projected
Beginning Fund Balance	2,402,226	14,747,248	14,745,035	12,165,762
Revenues				
Property Taxes	29,620,000	23,057,100	22,850,000	64,700,000
Other Income	50,827			
Total Revenues	29,670,827	23,057,100	22,850,000	64,700,000
Expenditures				
Principal	13,255,000	16,969,088	10,395,571	29,758,428
Interest	4,070,805	6,090,225	15,033,702	37,101,799
Contingency	0	500,000	500,000	500,000
Total Expenditures	17,325,805	23,559,313	25,929,273	67,360,227
Estimated Underexpenditures	-	(500,000)	(500,000)	(500,000)
Other Fund Transactions				
Total Other Fund Transactions	-	-	-	-
Ending Fund Balance	14,747,248	14,745,035	12,165,762	10,005,535
Reserves				
Total Reserves	0	0	0	0
Reserve Shortfall	-	-	-	-
Ending Undesignated Fund Balance	14,747,248	14,745,035	12,165,762	10,005,535

Financial Plan Notes

All financial plans have the following assumptions, unless otherwise noted in below rows.

2023-2024 Proposed Budget ties to PBCS and matches 2023-2024 Estimated.

Outyear revenue and expenditure inflation assumptions are consistent with current and proposed debt service schedules.

Revenues Notes: Revenues based on latest estimates from OEFA, excluding revenues from the proposed Harborview Levy.

Expenditure Notes: Expenditures are on current estimates from the principal and interest payment schedules for existing debt and updated project schedules from approved Harborview Hospital levy projects.

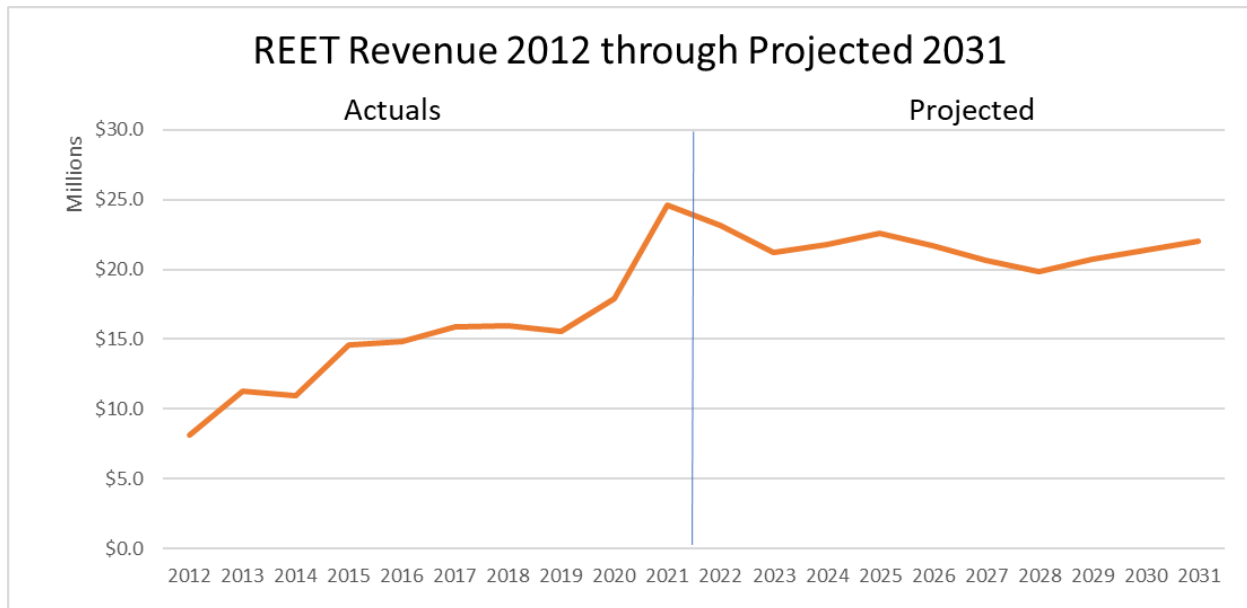
Last Updated 09/06/2022 by Chris McGowan.

Real Estate Excise Tax

State law allows cities and counties to impose up to a 0.5 percent excise tax on property sales, which is known as the Real Estate Excise Tax (REET).¹ The use of REET is restricted to acquisition, development, and major maintenance of certain types of capital assets, such as parks, roads, and other public facilities.

King County collects REET only in the unincorporated area, so the strong sales of properties in some of the major cities provide no direct benefit to the County. The City of Seattle’s REET revenue is almost five times as much as King County’s. Even the City of Bellevue, with roughly half the population of the County’s unincorporated area, receives more REET than King County.

The strong real estate market continued to benefit REET revenue through 2021, culminating in almost \$25 million in excise taxes collected in a single year. Despite current estimates projecting a softening in the revenues through 2031 driven by slowing demand and higher interest rates, the County expects to collect \$21.2 million in 2023 and \$21.8 million in 2024. As the chart below shows, REET revenues are anticipated to remain between \$20 million to \$23 million per year through 2031.



By County and state policy, REET is spent on projects benefiting the unincorporated area, primarily on parks capital projects. REET funding will be used to fund the following expenditures.

- \$30.3 million for Parks to fund various projects including repairing the Preston-Snoqualmie bridge, fish passage projects, land acquisition, sports facilities, and other projects.
- \$2.5 million for debt service for the central maintenance facility and bridge replacement projects.
- \$6.0 million for Road Services to fund projects in unincorporated King County including roadway preservation, bridge replacement design, and the removal of fish barriers.

¹ There are actually two separate REET authorities, each at a 0.25 percent tax rate. State law has somewhat different restrictions on the allowable use of each tax.

CAP Summary by Fund

Budget: 2023-2024 Biennial, Scenario: Executive Proposed, Agency: All, Fund: 3681 REAL ESTATE EXCISE TAX, NUMBER 1, Cap Status: Approved, Is IT Proj? Both Yes and No

2023-2024 Biennial - Executive Proposed

3681 REAL ESTATE EXCISE TAX, NUMBER 1 - Other				
Project Number	Project Name Class Code	Tech Adj	FY23-24	Narratives
1033532	REET 1 Transfer to Parks Fund 3160 STANDALONE	✓	(\$4,555,089)	Scope: REET 1 Transfer to Parks Fund 3160 - This project transfers Real Estate Excise Tax 1 proceeds to support the Parks Capital program in Fund 3160 -Parks Recreation and Open Space. Description of Budget Request: Disappropriation of transfer funding to create efficiencies.
1033533	REET 1 Transfer to Parks Fund 3490 STANDALONE		\$0	Scope: REET 1 Transfer to Parks Fund 3490 - This project transfers Real Estate Excise Tax 1 proceeds to the Parks Fund 3490- Parks Facility Rehab. Description of Budget Request: Technical adjustment to disappropriate remaining ITD Balance to be reallocated to project 1134866.
1033534	REET 1 Debt Service STANDALONE	✓	\$801,000	Scope: REET 1 Debt Service - This project is for debt service funded by REET 1. Description of Budget Request: Allocates REET1 Revenue to planned debt service
1130281	REET 1 Transfer to Roads Capital STANDALONE	✓	\$13,869,000	Scope: REET 1 Transfer to Roads Capital - This project transfers REET 1 proceeds to the Road Capital Fund. Description of Budget Request: Allocates REET1 Revenue to DLS roads services division.
1134866	REET 1 Transfer to Parks STANDALONE		\$13,855,089	Scope: REET 1 Transfer to Parks - This project transfers Real Estate Excise Tax 1 proceeds to support the Parks Capital program. Description of Budget Request: Allocates REET1 Revenue to DNRP / parks division based on the August 2022 OEFA forecast and reappropriates funds and includes a technical reappropriation of funds from projects being disappropriated.
3681 - REAL ESTATE EXCISE TAX, NUMBER 1		Total	\$23,970,000	
Grand Total			\$23,970,000	

CAP Summary by Fund

Budget: 2023-2024 Biennial, Scenario: Executive Proposed, Agency: All, Fund: 3682 REAL ESTATE EXCISE TAX, NUMBER 2, Cap Status: Approved, Is IT Proj? Both Yes and No

2023-2024 Biennial - Executive Proposed

3682 REAL ESTATE EXCISE TAX, NUMBER 2 - Other				
Project Number	Project Name Class Code	Tech Adj	FY23-24	Narratives
1033537	REET 2 Transfer to Parks Fund 3160 STANDALONE	✓	(\$2,096,863)	Scope: REET 2 Transfer to Parks Fund 3160 - This project transfers Real Estate Excise Tax 2 proceeds to support the Parks Capital program in Fund 3160 -Parks Recreation and Open Space. Description of Budget Request: Technical adjustment to disappropriate outstanding budget balance to reallocate to project 1134869-PSB REET2 TRANSFER TO PARKS
1033538	REET 2 Transfer to Parks Fund 3490 STANDALONE	✓	(\$108,857)	Scope: REET 2 Transfer to Parks Fund 3490 - This project transfers Real Estate Excise Tax 2 proceeds to the Parks Fund 3490- Parks Facility Rehab. Description of Budget Request: Technical adjustment to reallocate remaining budget balance to project 1134869-PSB REET2 TRANSFER TO PARKS.
1033539	REET 2 Debt Service STANDALONE	✓	\$3,044,000	Scope: REET Transfer to Debt Service to fund ongoing debt service for the Parks Central Maintenance facility Description of Budget Request: Technical adjustment to allocate REET revenue to pay for debt service of existing bonds.
1122224	REET 2 Transfer to Parks Fund 3581 STANDALONE	✓	(\$2,354,480)	Scope: REET 2 Transfer to Parks Fund 3581 - This project funding projects in the Parks Capital Fund 3581. Description of Budget Request: Technical adjustment to reappropriate remaining budget balance to project 1134869-PSB REET2 TRASNFER TO PARKS
1134869	REET 2 Transfer to Parks STANDALONE	✓	\$25,533,200	Scope: REET 2 Transfer to Parks - this project transfers REET 2 funds to the various Parks funds for REET 2 funded projects. Description of Budget Request: Technical adjustment to allocate funding from REET2 to Parks, and reappropriates funds in other Parks transfer projects that were disappropriated.
3682 - REAL ESTATE EXCISE TAX, NUMBER 2		Total	\$24,017,000	
Grand Total			\$24,017,000	

**2023-2024 Capital Financial Plan
Real Estate Excise Tax (REET) 1 /000003681**

Capital Improvement Program (CIP) Budget					
	2021-2022 Estimated Ending Balance (Biennium ITD Balance)	2023-2024 Proposed	2023-2024 Total (Balance + Budget)	2025-2026 Projected	2027-2028 Projected
Capital Budget Revenue Sources:					
Revenue Backing from Fund Balance	25,688,719	2,451,000	28,139,719		
Real Estate Excise Tax		21,519,000	21,519,000	21,148,000	20,251,000
Total Capital Revenue	\$ 25,688,719	\$ 23,970,000	\$ 49,658,719	\$ 21,148,000	\$ 20,251,000
Capital Appropriation:					
Debt Service	463	801,000	801,463	700,000	700,000
Transfer to Parks Open Space - 3160	4,555,089	(4,555,089)	-	-	-
Transfer to Parks Capital - 3581	-	-	-	-	-
Transfer to Parks Facility Rehab - 3490	4	-	4	-	-
Transfer to Parks	11,401,319	13,855,089	25,256,408	10,724,000	10,025,500
Transfer to Roads	8,981,844	13,869,000	22,850,844	9,724,000	9,775,500
Transfer to Major Maintenance	750,000		750,000		
Total Capital Appropriation	\$ 25,688,719	\$ 23,970,000	\$ 49,658,719	\$ 21,148,000	\$ 20,501,000

CIP Fund Financial Position						
	2021-2022 Biennial-to-Date Actuals	2021-2022 Estimated	2023-2024 Biennial-to-Date Actuals	2023-2024 Estimated	2025-2026 Projected	2027-2028 Projected
Beginning Fund Balance	\$ 18,166,477	\$ 18,166,477		\$ 29,590,914	\$ 2,451,662	\$ 3,451,662
Capital Funding Sources						
Revenue Backing from Fund Balance			-	-	-	-
Real Estate Excise Tax	20,503,625	23,906,139	-	21,519,000	22,148,000	20,251,000
Interest and Misc.	103,388	150,000	-	250,000	250,000	250,000
Total Capital Revenue	\$ 20,607,013	\$ 24,056,139	\$ -	\$ 21,769,000	\$ 22,398,000	\$ 20,501,000
Capital Expenditures						
Debt Service	329,184	675,184	-	801,000	700,000	700,000
Transfer to Parks Open Space - 3160	973,730	973,730	-	-	-	-
Transfer to Parks Capital - 3581	1,563,592	1,563,592	-	-	-	-
Transfer to Parks Facility Rehab - 3490	-	-	-	-	-	-
Transfer to Parks	4,046,083	6,046,083	-	25,256,408	10,849,000	9,900,500
Transfer to Roads	2,623,113	2,623,113	-	22,850,844	9,849,000	9,900,500
Transfer to Major Maintenance	-	750,000	-	-	-	-
Total Capital Expenditures	\$ 9,535,702	\$ 12,631,702	\$ -	\$ 48,908,252	\$ 21,398,000	\$ 20,501,000
Other Fund Transactions						
		-	-	-		
Ending Fund Balance	\$ 29,237,788	\$ 29,590,914	\$ -	\$ 2,451,662	\$ 3,451,662	\$ 3,451,662
Fund Balance designated to current projects*	\$ 27,737,788	\$ 28,090,914	\$ -	\$ 951,662	\$ 951,662	\$ 951,662
Reserves						
Cash Flow Reserve	1,000,000	1,000,000		1,000,000	1,000,000	1,000,000
Debt Service Reserve	500,000	500,000		500,000	500,000	500,000
Participatory Budgeting Reserve					1,000,000	1,000,000
Total Reserves	\$ 1,500,000	\$ 1,500,000	\$ -	\$ 1,500,000	\$ 2,500,000	\$ 2,500,000
Projected Shortfall	-	-	-	-	-	-
Ending Undesignated Fund Balance	\$ -	\$ 0	\$ -	\$ 0	\$ 0	\$ 0

Financial Plan Notes

CIP Budget Notes:

All financial plans have the following assumptions, unless otherwise noted in below rows.

All financial plans have the following assumptions, unless otherwise noted in below rows.

2021-2022 Estimated Ending Balance column reflects the best estimate of the inception to date budget balances and actual balances after 2021 is closed.

2023-2024 Proposed Budget is consistent with PIC for 2023-2024 Executive Proposed Budget.

2023-2024 Total Budget sums the Estimated Ending Balance Budget and the 2023-2024 Budget.

Outyear revenue and expenditure budget assumptions tie to the outyears of the Ordinance Attachment by Fund report in PIC, with exceptions explicitly noted.

Revenues Notes:

Revenues based on OEFA Estimates from August 2022.

Revenues shown are equal to the budgeted expenditure. Revenues include new revenue and fund balance designated to projects.

Appropriation Notes: Biennial to date actuals through July 2022.

CIP Fund Financial Position:

All financial plans have the following assumptions, unless otherwise noted in below rows.

Biennial to Date (BTD) expenditures and revenue reflect EBS totals for budgetary accounts as of the most recent closed month.

2021-2022 Actuals reflect 2021-2022 amounts in EBS.

2021-2022 Estimated column reflects the best estimate for the biennium based on actuals and should be informed by the fund's spending plan.

Outyear revenue projections and expenditure estimates are based on the most recent projections and reflect current project plans.

Revenues Notes: Revenues based on OEFA Estimates from August 2022.

Expenditure Notes: Biennial to date actuals through July 2022.

Reserve Notes:

* Fund balance designated to current projects is for projects that are already appropriated. This fund balance cannot be used for other projects without disappropriating projects or creating a shortfall in the fund.

Debt Service Reserve: one year of debt service to protect for long term economic uncertainty of revenues.

Cash Flow Reserve: due to the uncertainty of revenues, a cash flow reserve is established to fund existing projects in case of economic decline.

Participatory Budgeting Reserve: future reserve to fund participatory budgeting projects that may be REET1 eligible.

This plan was last updated by Chris McGowan on 9/7/22

**2023-2024 Capital Financial Plan
Real Estate Excise Tax (REET) 2 /000003682**

Capital Improvement Program (CIP) Budget					
	2021-2022 Estimated Ending Balance (Biennium ITD Balance)	2023-2024 Proposed	2023-2024 Total (Balance + Budget)	2025-2026 Projected	2027-2028 Projected
Capital Budget Revenue Sources:					
Revenue Backing from Fund Balance	34,576,352	2,499,000	37,075,352		
Real Estate Excise Tax		21,518,000	21,518,000	22,148,000	20,251,000
Total Capital Revenue	\$ 34,576,352	\$ 24,017,000	\$ 58,593,352	\$ 22,148,000	\$ 20,251,000
Capital Appropriation:					
Debt Service	1,627,140	3,044,000	4,671,140	3,044,000	3,044,000
Transfer to Parks Open Space - 3160	2,096,863	(2,096,863)	-	-	-
Transfer to Parks Capital - 3581	2,354,480	(2,354,480)	-	-	-
Transfer to Parks Facility Rehab - 3490	108,857	(108,857)	-	-	-
Transfer to Parks	28,389,012	25,533,200	53,922,212	19,104,000	17,207,000
Total Capital Appropriation	\$ 34,576,352	\$ 24,017,000	\$ 58,593,352	\$ 22,148,000	\$ 20,251,000

CIP Fund Financial Position						
	2021-2022 Biennial-to-Date Actuals	2021-2022 Estimated	2023-2024 Biennial-to-Date Actuals	2023-2024 Estimated	2025-2026 Projected	2027-2028 Projected
Beginning Fund Balance	\$ 22,841,039	\$ 22,841,039		\$ 35,454,023	\$ 28,645,823	\$ 28,895,823
Capital Funding Sources						
Real Estate Excise Tax	20,503,625	23,906,139	-	21,519,000	22,148,000	20,251,000
Interest and Misc.	106,771	300,000	-	250,000	250,000	250,000
Total Capital Revenue	\$ 20,610,396	\$ 24,206,139	\$ -	\$ 21,769,000	\$ 22,398,000	\$ 20,501,000
Capital Expenditures						
Debt Service	3,009,750	3,009,750	-	3,044,000	3,044,000	3,044,000
Transfer to Parks Open Space - 3160	973,730	973,730	-	-	-	-
Transfer to Parks Capital - 3581	1,563,592	1,563,592	-	-	-	-
Transfer to Parks Facility Rehab - 3490	-	-	-	-	-	-
Transfer to Parks	4,046,083	6,046,083	-	25,533,200	19,104,000	17,207,000
Total Capital Expenditures	\$ 9,593,155	\$ 11,593,155	\$ -	\$ 28,577,200	\$ 22,148,000	\$ 20,251,000
Other Fund Transactions						
			-	-		
Ending Fund Balance	\$ 33,858,280	\$ 35,454,023	\$ -	\$ 28,645,823	\$ 28,895,823	\$ 29,145,823
Fund Balance designated to current projects*	\$ 31,458,280	\$ 33,054,023	\$ -	\$ 26,245,823	\$ 26,495,823	\$ 26,745,823
Reserves						
Cash Flow Reserve	1,000,000	1,000,000		1,000,000	1,000,000	1,000,000
Debt Service Reserve	1,400,000	1,400,000		1,400,000	1,400,000	1,400,000
Misc. Expenditure Reserve						
Total Reserves	\$ 2,400,000	\$ 2,400,000	\$ -	\$ 2,400,000	\$ 2,400,000	\$ 2,400,000
Projected Shortfall	-	-	-	-	-	-
Ending Undesignated Fund Balance	\$ 0	\$ 0	\$ -	\$ 0	\$ 0	\$ 0

Financial Plan Notes

CIP Budget Notes:

All financial plans have the following assumptions, unless otherwise noted in below rows.

All financial plans have the following assumptions, unless otherwise noted in below rows.

2021-2022 Estimated Ending Balance column reflects the best estimate of the inception to date budget balances and actual balances after 2021 is closed.

2023-2024 Proposed Budget is consistent with PIC for 2023-2024 Executive Proposed Budget.

2023-2024 Total Budget sums the Estimated Ending Balance Budget and the 2023-2024 Budget.

Outyear revenue and expenditure budget assumptions tie to the outyears of the Ordinance Attachment by Fund report in PIC, with exceptions explicitly noted.

Revenues Notes:

Revenues based on OEFA Estimates from August 2022.

Revenues shown are equal to the budgeted expenditure. Revenues include new revenue and fund balance designated to projects.

Appropriation Notes:

CIP Fund Financial Position:

All financial plans have the following assumptions, unless otherwise noted in below rows.

Biennial to Date (BTD) expenditures and revenue reflect EBS totals for budgetary accounts as of the most recent closed month.

2021-2022 Actuals reflect 2021-2022 amounts in EBS.

2021-2022 Estimated column reflects the best estimate for the biennium based on actuals and should be informed by the fund's spending plan.

Outyear revenue projections and expenditure estimates are based on the most recent projections and reflect current project plans.

Revenues Notes: Revenues based on OEFA Estimates from August 2022.

Expenditure Notes: Biennial to date actuals through July 2022.

Reserve Notes:

* Fund balance designated to current projects is for projects that are already appropriated. This fund balance cannot be used for other projects without disappropriating projects or creating a shortfall in the fund.

Debt Service Reserve: one year of debt service to protect for long term economic uncertainty of revenues.

Cash Flow Reserve: due to the uncertainty of revenues, a cash flow reserve is established to fund existing projects in case of economic decline.

This plan was last updated by Chris McGowan on 9/7/22

COVID-19 Program Reappropriations

The COVID-19 pandemic changed the world in many ways and multiple programs were created in response by King County. Public Health – Seattle & King County led the County’s response and created many innovative programs that led to high and equitable testing and vaccination rates. Other departments took the lead in providing appropriate shelter for people experiencing homelessness, creating facilities where individuals could isolate or quarantine, providing rental assistance, and providing economic relief for businesses, arts and cultural organizations, and individuals adversely affected by the pandemic. The County made particular efforts to ensure that all of these efforts were centered on BIPOC communities that traditionally have been left out of such prevention and relief programs.

Almost all of the funding the County used for these programs came from the federal or State governments. Some of these funds were restricted to particular purposes, such as funding for Metro Transit, but others were fairly flexible, like the Coronavirus Local Fiscal Recovery (CLFR) funds. Since the final federal rules did not come out until the end of 2021, much of the funding wasn’t distributed until 2022. Some COVID-response programs are proposed for reappropriation in 2023-2024 to continue responses, particularly in the areas of public health, homelessness, economic recovery, and reducing the backlog in the criminal legal system that built up during the pandemic.

Table 1 summarizes reappropriations of the CLFR supported programs that are included in the 2023-2024 Proposed Budget.

Table 1 - Pandemic Response Funds in 2023-2024 Proposed Budget

Agency	Proposed 2023-2024 Reappropriation
DCHS	\$72,500,000
DPH	\$43,600,000
PSB	\$40,200,000
Jobs and Housing	\$18,800,000
PAO	\$6,800,000
DPD	\$6,300,000
OESJ	\$5,600,000
KCSC	\$5,500,000
Parks	\$5,100,000
DLS	\$4,300,000
FBOD	\$2,700,000
DJA	\$2,400,000
CDA	\$2,200,000
KCDC	\$1,400,000
Risk Management	\$400,000
KCSO	\$300,000
Exec	\$100,000
Total	\$218,200,000

GENERAL FUND AND FINANCING ACTIVITIES

While most COVID relief funding was spent on new and expanded programming, some of the federal funding could be used for costs traditionally funded by the County’s own revenues if that revenue was impacted by the pandemic. The 2021 American Rescue Plan Act (ARPA) included a method for calculating “lost revenue” for each eligible government. This calculation determined that King County lost \$81 million of revenue due to the pandemic.

The County was allowed to replace that lost revenue with federal funding by allocating a portion of its total \$437 million CLFR allocation.

The County used this flexibility to replace lost revenue in two ways. First, over \$14 million was used to cover General Fund costs in 2022, allowing the General Fund to start the 2023-2024 biennium with a higher fund balance. Second, just over \$66 million was used or will be used to fund pandemic response programs that would be difficult to qualify for direct federal support because of contracting restrictions or eligibility challenges. This second category essentially transfers federal money to replace General Fund lost revenues and then uses that General Fund for the new programs.

Table 2 shows how this was allocated.

Table 2 – Use of ARPA Funds to Replace Lost Revenue

Revenue Replacement Program Allocation	Agency	Allocation
Business and Economic Resiliency Fund	PSB	\$25,700,000
Shelter Capital Costs	DCHS	\$18,000,000
General Fund fund balance	GF	\$14,500,000
Youth and Amateur Sports	Parks	\$3,700,000
Unmet Needs Grant	DCHS	\$3,200,000
Digital Equity	PSB	\$2,000,000
Additional Admin Costs (Defrays Central Rates)	FBOD	\$2,000,000
Additional Admin Costs (Defrays Central Rates)	PAO	\$2,000,000
Harbor Island Tenant Improvements	FMD	\$1,500,000
Harbor Island Rent	FMD	\$1,500,000
Greater Seattle Partners (GSP)	PSB	\$1,100,000
Equity Recovery and Reconciliation Alliance Support	PSB	\$1,000,000
Local Food System Facilities	PSB	\$1,000,000
Additional Flexibility for already Approved Programs	TBD	\$700,000
Downtown Concierge Services	PSB	\$500,000
Andy Hill Cancer Research Endowment Study	PSB	\$500,000
Driver Solidarity and Services Center Support	PSB	\$400,000
Diaper Delivery	DCHS	\$400,000
Aerospace Industry COVID-19 Recovery Analysis	PSB	\$300,000
Blood Donation	PSB	\$300,000
City Hall Park	DCHS	\$200,000
Organ Transplant	PSB	\$200,000
Virtual Hiring Hall	PSB	\$100,000

**2023-2024 Executive Proposed Operating Budget
EXTERNAL SUPPORT (EN_A65700)**

Operating Budget Summary	Expenditures	Revenues	Reg FTE	TLT
2021-2022 Revised Budget	0	0	0.0	0.0
Base Budget Adjustments	0	0	0.0	0.0
Decision Package Adjustments	13,150,500	11,900,000	0.0	0.0
2023-2024 Executive Proposed Budget	13,150,500	11,900,000	0.0	0.0
2023-2024 Executive Proposed Ordinance	13,151,000	11,900,000	0.0	0.0

Notes

1. The 2021-2022 Revised Budget equals the 2021-2022 Adopted Biennial Budget plus all Adopted Supplementals as of the publication of this document.
2. Adjust base budget to remove 2021-2022 one-time changes including those related to pandemic response, annualize supplemental changes, and update personnel rates. Personnel budgets reflect projected 2023-2024 salary and benefit rates, current position classifications, and step/merit increases.
3. The Executive Proposed Budget is the sum of the Revised Budget, Base Budget Adjustments, and Decision Package Adjustments. All FTEs/TLTs are rounded to the nearest 1/10th of a position and in some cases, rounded numbers may not add up to the FTE/TLT totals in Executive Proposed. In the Executive Proposed Ordinance, expenditure and revenue totals are rounded up to the nearest 1,000 and FTEs and TLTs are rounded up to the maximum monthly FTEs/TLTs in the Biennium.

Decision Package Adjustment Detail	Expenditures	Revenues	Reg FTE	TLT
Direct Service Changes				
(DS_001) Community Facility Capital Investments Provide funding for multiple capital projects throughout the County. These projects will be financed by a future bond sale with the debt service paid by the General Fund.	10,000,000	10,000,000	0.0	0.0
(DS_002) Home Energy Retrofit Loan Loss Reserve Create a loan loss reserve program that will support loans for making green improvements to the built environment like adding solar panels or a heat pump to a home. The reserve will be funded by federal Energy Efficiency and Conservation Block Grant (EECBG) allocated to King County in the Infrastructure Investment and Jobs Act of 2021 (also referred to as the Bipartisan Infrastructure Law).	1,900,000	1,900,000	0.0	0.0
(DS_004) HistoryLink.org Provide additional funding for HistoryLink.org.	40,000	0	0.0	0.0

Administrative Service Changes

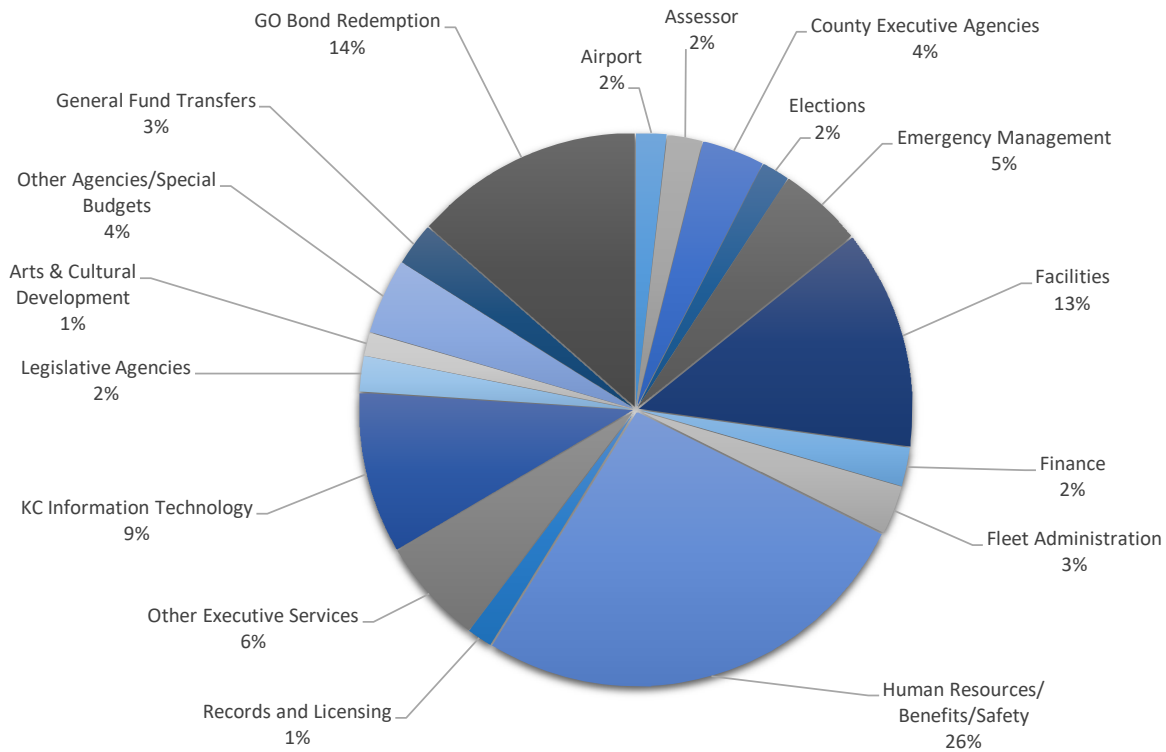
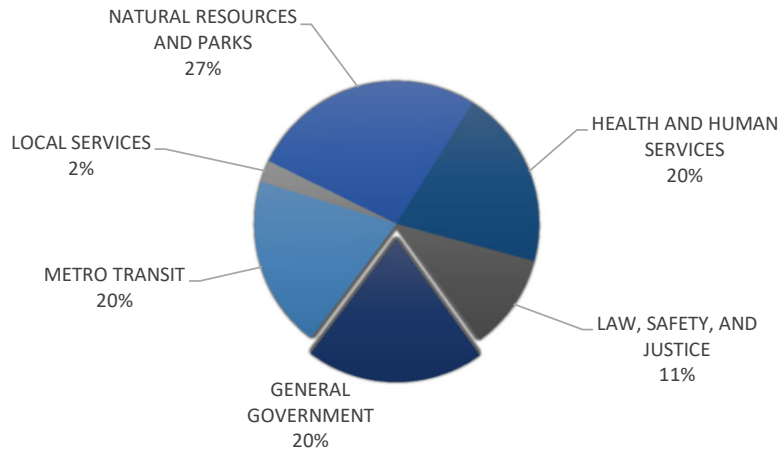
**2023-2024 Executive Proposed Operating Budget
EXTERNAL SUPPORT (EN_A65700)**

Decision Package Adjustment Detail	Expenditures	Revenues	Reg FTE	TLT
<p>(AC_001) King County Residential Outreach Publicize King County's programs and services through the use of paid media, electronic communications, and other means. While some County departments have funding for such activities, most do not, and there is no current funding to share information about County government as a whole. Many residents are unfamiliar with the County's functions and thus may not access services that are available to them.</p>	1,000,000	0	0.0	0.0
<p>Technical Adjustments</p>				
<p>(TA_001) Move Dues and Memberships to External Support Reallocate memberships and dues funds for outside organizations to the new appropriation for external support.</p>	210,500	0	0.0	0.0
<p>Total Decision Package Adjustments</p>	13,150,500	11,900,000	0.0	0.0

PROGRAM PLANS

GENERAL GOVERNMENT

General Government \$3.2 Billion



Organization of the Pie Chart: The following agencies were combined to make the pie chart more readable.

Human Resources/Benefits/Safety: Human Resource Management, Safety & Claims Management, Employee Benefits, Employee Deferred Compensation Administration

County Executive Offices: County Executive, Office of the Executive, Office of Labor Relations, Office of Equity and Social Justice, Office of Performance, Strategy and Budget, Office of Economic Opportunity & Creative Economy, Climate Office

Legislative Agencies: County Council, Council Administrator, Board of Appeals, County Auditor, Districting Committee, Ombuds/Tax Advisor, Hearing Examiner, King County Television, Office of Law Enforcement Oversight

Other Agencies/Special Budgets: Boundary Review Board, Building 4Equity Advance, Memberships and Dues, Government Relations, State Auditor, Jobs and Housing Program, Internal Support, External Support, Office of Economic & Financial Analysis, Tourism, Non-Departmental Grants

KC Information Technology: KCIT Services, Cable Communications, I-NET Operations, Radio Communications, County GIS

Emergency Management: Office of Emergency Management, Enhanced-911, Puget Sound Emergency Radio Network

Other Executive Services: Executive Administration, Regional Animal Services, Office of Risk Management, Business Resource Center, Office of Inquest, DES Technology Fund

Fleet Administration: Fleet Motor Pool, Fleet Management Equipment, Fleet Wastewater Equipment Repair & Replacement

Due to rounding, figures in pie chart may not add to 100%.

INTRODUCTION

The General Government program area comprises the major administrative and central support services for King County government. There are a wide variety of agencies represented in this program area. These agencies can be divided into four main categories:

- The offices of elected officials: the King County Council, the King County Executive, the Assessor and the Director of Elections.
- Central service agencies that provide a service to other County agencies.
- Direct public service agencies such as the Airport, Records and Licensing Services, and Regional Animal Services of King County.
- Miscellaneous administrative agencies.

Approximately 70 percent of General Government agency budgets are funded by internal service charges and flow through internal service funds. Internal service funds provide services primarily to other County agencies and recover the cost of services provided by billing those agencies. The remaining 30 percent is budgeted in the General Fund, special revenue, and enterprise funds.

DEPARTMENT OF ASSESSMENTS

MISSION AND VISION

Mission: Setting values. Serving the community. Promoting fairness and equity.

Vision: Pursuing excellence and innovation.

OVERVIEW

The Department of Assessment (DOA) is led by an independently elected Assessor who oversees a staff of more than 200 organized into five operational divisions. The Department's primary goal is to work collaboratively with all partners to produce property assessments that are fair, accurate, uniform, equitable, and understandable. DOA performs this work within a workplace culture of mutual respect, inclusion, and belonging.

The Department provides five core products to its customers – the property tax roll; property values; property valuation notices; appeal responses; and property tax exemption services. The Department has identified the following primary customers for these products: King County Treasury taxing districts in King County including school districts, cities, fire, and hospital districts; the State of Washington; property owners; the King County Board of Equalization; the State Board of Tax Appeals; the real estate industry; the State Department of Revenue; appeal and exemption applicants; and business owners.

DOA's ultimate product, the property tax roll, provides property tax revenue for 163 taxing districts, including revenue equal to 59 percent of the net revenue to the General Fund, which supports vital services for the citizens of King County. In addition, DOA is responsible for managing the various property tax exemption and deferral programs, the popularity of which has grown dramatically.

**2023-2024 Executive Proposed Operating Budget
ASSESSMENTS (EN_A67000)**

Operating Budget Summary	Expenditures	Revenues	Reg FTE	TLT
2021-2022 Revised Budget	61,968,024	3,262,590	210.0	6.0
Base Budget Adjustments	3,415,491	(289,000)	0.0	0.0
Decision Package Adjustments	1,690,611	(82,114)	6.0	(6.0)
2023-2024 Executive Proposed Budget	67,074,126	2,891,476	216.0	0.0
2023-2024 Executive Proposed Ordinance	67,075,000	2,892,000	216.0	0.0

Notes

1. The 2021-2022 Revised Budget equals the 2021-2022 Adopted Biennial Budget plus all Adopted Supplementals as of the publication of this document.
2. Adjust base budget to remove 2021-2022 one-time changes including those related to pandemic response, annualize supplemental changes, and update personnel rates. Personnel budgets reflect projected 2023-2024 salary and benefit rates, current position classifications, and step/merit increases.
3. The Executive Proposed Budget is the sum of the Revised Budget, Base Budget Adjustments, and Decision Package Adjustments. All FTEs/TLTs are rounded to the nearest 1/10th of a position and in some cases, rounded numbers may not add up to the FTE/TLT totals in Executive Proposed. In the Executive Proposed Ordinance, expenditure and revenue totals are rounded up to the nearest 1,000 and FTEs and TLTs are rounded up to the maximum monthly FTEs/TLTs in the Biennium.

Decision Package Adjustment Detail	Expenditures	Revenues	Reg FTE	TLT
Administrative Service Changes				
(AC_001) Mobile Technology Continue DOA's investment in mobile device technology and replace obsolete iPads in accordance with a three-year replacement cycle. The investment will allow field appraisers to take advantage of technology advancements and continue to realize the efficiency gains from DOA's mobility strategy.	125,000	0	0.0	0.0
(AC_003) Staff to Support Senior Exemptions Convert six TLTs to FTEs to provide ongoing support for Senior Exemption applications following State legislative changes that increased the team's workload. Two positions will be reduced from a 40 hour per week schedule to 35 hours per week.	(41,499)	0	6.0	(6.0)
(AC_008) File Digitization Digitize documents in DOA's high-density file system to save space and support LEAN goals by reducing the time required to access essential information. In 2021, the DOA moved from the Administration Building to the King Street Center as part of the County's long-term plan to close the Administration Building. Included in DOA's relocation plan is the digitizing of larger files, as the high-density file system was too expensive to replace and there was no room in the King Street Center to reinstall this critical data system.	110,000	0	0.0	0.0
Technical Adjustments				

**2023-2024 Executive Proposed Operating Budget
ASSESSMENTS (EN_A67000)**

Decision Package Adjustment Detail	Expenditures	Revenues	Reg FTE	TLT
(TA_050) DOA GIS and DOA Treasury Services Revenue Adjustment Adjust DOA GIS and DOA Treasury Services revenue to 2023-2024 rates.	0	(82,114)	0.0	0.0
(TA_111) Overtime Account Adjustment Adjust Overtime account for GWI.	76,924	0	0.0	0.0
(TA_113) Vacancy Rate Adjustment Capture salary savings from employee turnover, without reducing the FTE authority, to increase the accuracy of labor budgeting for this appropriation unit and provide greater transparency.	(258,000)	0	0.0	0.0
(TA_117) Strategic Sourcing Savings Capture savings from contracts strategically negotiated by Procurement.	(45,200)	0	0.0	0.0
Central Rate Adjustments	1,723,386	0	0.0	0.0
Total Decision Package Adjustments	1,690,611	(82,114)	6.0	(6.0)

DEPARTMENT OF ELECTIONS

MISSION

The Department of Elections conducts fair, open, and accurate elections.

OVERVIEW

As the largest vote-by-mail county in the country, the most important service King County Elections (KCE) provides is ensuring that every single eligible ballot is counted – and counted accurately – in every election. In addition, KCE maintains voter records for the County’s 1.4 million registered voters and conducts elections for 192 jurisdictions in King County. To accomplish this, KCE employs a team of dedicated election administrators who are committed to the vision of being the leader in inclusive elections.

**2023-2024 Executive Proposed Operating Budget
ELECTIONS (EN_A53500)**

Operating Budget Summary	Expenditures	Revenues	Reg FTE	TLT
2021-2022 Revised Budget	48,310,264	33,539,197	71.0	0.5
Base Budget Adjustments	588,612	2,163,579	1.0	(0.5)
Decision Package Adjustments	1,858,836	5,521,701	2.0	0.0
2023-2024 Executive Proposed Budget	50,757,712	41,224,477	74.0	0.0
2023-2024 Executive Proposed Ordinance	50,758,000	41,225,000	74.0	0.0

Notes

1. The 2021-2022 Revised Budget equals the 2021-2022 Adopted Biennial Budget plus all Adopted Supplementals as of the publication of this document.

2. Adjust base budget to remove 2021-2022 one-time changes including those related to pandemic response, annualize supplemental changes, and update personnel rates. Personnel budgets reflect projected 2023-2024 salary and benefit rates, current position classifications, and step/merit increases.

3. The Executive Proposed Budget is the sum of the Revised Budget, Base Budget Adjustments, and Decision Package Adjustments. All FTEs/TLTs are rounded to the nearest 1/10th of a position and in some cases, rounded numbers may not add up to the FTE/TLT totals in Executive Proposed. In the Executive Proposed Ordinance, expenditure and revenue totals are rounded up to the nearest 1,000 and FTEs and TLTs are rounded up to the maximum monthly FTEs/TLTs in the Biennium.

Decision Package Adjustment Detail	Expenditures	Revenues	Reg FTE	TLT
Direct Service Changes				
(DS_001) Printing and Postage Cost Increase funding for printing and postage due to print vendor and USPS rate increases.	2,733,060	2,266,503	0.0	0.0
(DS_003) Public Records Position Add a public records position to manage the large volume of public records requests Elections has received since 2020.	287,803	241,352	1.0	0.0
(DS_004) Communications Manager Add a communications manager to support the increased need for responsive and proactive communications about election mal-, mis-, and dis-information in the wake of the 2020 elections.	376,214	315,125	1.0	0.0
(DS_005) Presidential Election Year Adjustment Increase expenditures to account for one-time expense increases that occur every presidential election year.	1,274,500	1,096,070	0.0	0.0
Administrative Service Changes				
(AC_001) 40-Hour Work Week Convert employees from a 35-hour work week to a 40 hour work week.	442,313	367,411	0.0	0.0
(AC_002) Voter Confirmation Mailings Cost Savings Achieve cost savings by reducing the size of voter registration notifications.	(52,017)	(43,475)	0.0	0.0

**2023-2024 Executive Proposed Operating Budget
ELECTIONS (EN_A53500)**

Decision Package Adjustment Detail	Expenditures	Revenues	Reg FTE	TLT
(AC_003) Permitting Division Space Rental Rent office space in the Elections building to the Permitting Division.	0	160,800	0.0	0.0
(AC_004) Office 365 Cost Savings Change STT Office 365 accounts from G5 to F3. Short-term election workers require a less complex account setup compared to FTEs. Security is not compromised, and the cost is reduced.	0	0	0.0	0.0
Technical Adjustments				
(TA_050) Revenue adjustment to recognize 80% recovery in the odd year and 86% revenue recovery in the even year. Revenue adjustment to recognize 80% revenue recovery in the odd year and 86% revenue recovery in the even year.	0	1,117,915	0.0	0.0
(TA_111) Overtime Account Adjustment Adjust Overtime account for GWI.	18,746	0	0.0	0.0
(TA_112) Temporary Account Adjustment Adjust Temporary account for GWI.	162,673	0	0.0	0.0
(TA_113) Vacancy Rate Adjustment Capture salary savings from employee turnover, without reducing the FTE authority, to increase the accuracy of labor budgeting for this appropriation unit and provide greater transparency.	(299,000)	0	0.0	0.0
(TA_117) Strategic Sourcing Savings Capture savings from contracts strategically negotiated by Procurement.	(22,400)	0	0.0	0.0
Central Rate Adjustments	(3,063,056)	0	0.0	0.0
Total Decision Package Adjustments	1,858,836	5,521,701	2.0	0.0

COUNTY EXECUTIVE

MISSION

The County Executive provides leadership and direction for the operation of the executive branch of county government and for implementation of the King County Strategic Plan, in collaboration with the County's other elected officials.

OVERVIEW

King County is one of America's fastest-growing regions, and the Executive is building partnerships and working with employees to meet the key challenges facing the Northwest—equity and social justice, climate change, and regional mobility.

This budget is designed to further the Executive's vision to create the nation's best-run government. To do this, King County employees are embracing continuous improvement, instituting best management practices, driving innovation, and striving for second-to-none customer service that supports the people of King County.

The 2023-2024 proposed budget for the County Executive includes the following six appropriation units: County Executive; Office of the County Executive; Office of Equity and Social Justice; Office of Performance, Strategy and Budget; Office of Labor Relations; Climate Office; and Office of Economic Opportunity and Creative Economy.

**2023-2024 Executive Proposed Operating Budget
COUNTY EXECUTIVE (EN_A11000)**

Operating Budget Summary	Expenditures	Revenues	Reg FTE	TLT
2021-2022 Revised Budget	642,653	0	1.0	0.0
Base Budget Adjustments	53,078	0	0.0	0.0
Decision Package Adjustments	6,762	0	0.0	0.0
2023-2024 Executive Proposed Budget	702,493	0	1.0	0.0
2023-2024 Executive Proposed Ordinance	703,000	0	1.0	0.0

Notes

1. The 2021-2022 Revised Budget equals the 2021-2022 Adopted Biennial Budget plus all Adopted Supplementals as of the publication of this document.

2. Adjust base budget to remove 2021-2022 one-time changes including those related to pandemic response, annualize supplemental changes, and update personnel rates. Personnel budgets reflect projected 2023-2024 salary and benefit rates, current position classifications, and step/merit increases.

3. The Executive Proposed Budget is the sum of the Revised Budget, Base Budget Adjustments, and Decision Package Adjustments. All FTEs/TLTs are rounded to the nearest 1/10th of a position and in some cases, rounded numbers may not add up to the FTE/TLT totals in Executive Proposed. In the Executive Proposed Ordinance, expenditure and revenue totals are rounded up to the nearest 1,000 and FTEs and TLTs are rounded up to the maximum monthly FTEs/TLTs in the Biennium.

Decision Package Adjustment Detail	Expenditures	Revenues	Reg FTE	TLT
Central Rate Adjustments	6,762	0	0.0	0.0
Total Decision Package Adjustments	6,762	0	0.0	0.0

**2023-2024 Executive Proposed Operating Budget
OFFICE OF THE EXECUTIVE (EN_A12000)**

Operating Budget Summary	Expenditures	Revenues	Reg FTE	TLT
2021-2022 Revised Budget	11,329,732	65,000	24.0	1.0
Base Budget Adjustments	1,291,218	(65,000)	0.0	0.0
Decision Package Adjustments	1,175,091	137,064	(1.0)	1.5
2023-2024 Executive Proposed Budget	13,796,041	137,064	23.0	2.5
2023-2024 Executive Proposed Ordinance	13,797,000	138,000	23.0	2.5

Notes

1. The 2021-2022 Revised Budget equals the 2021-2022 Adopted Biennial Budget plus all Adopted Supplementals as of the publication of this document.
2. Adjust base budget to remove 2021-2022 one-time changes including those related to pandemic response, annualize supplemental changes, and update personnel rates. Personnel budgets reflect projected 2023-2024 salary and benefit rates, current position classifications, and step/merit increases.
3. The Executive Proposed Budget is the sum of the Revised Budget, Base Budget Adjustments, and Decision Package Adjustments. All FTEs/TLTs are rounded to the nearest 1/10th of a position and in some cases, rounded numbers may not add up to the FTE/TLT totals in Executive Proposed. In the Executive Proposed Ordinance, expenditure and revenue totals are rounded up to the nearest 1,000 and FTEs and TLTs are rounded up to the maximum monthly FTEs/TLTs in the Biennium.

Decision Package Adjustment Detail	Expenditures	Revenues	Reg FTE	TLT
Direct Service Changes				
(DS_003) Customer Service Line Staffing (CLFR Funded) Provide resources to answer the customer service line. Includes one half-time customer service specialist II and one-time addition of \$21,000 for software. Funded by federal revenue.	137,065	137,064	0.0	0.5
(DS_004) Transfer Climate Staff to Climate Office Appropriation Unit Transfer climate change policy staff positions in the Office of the Executive to the proposed Climate Office. See DS_004 in Climate Office and DNRP Directors Office for corresponding changes.	(237,004)	0	(2.0)	(1.0)
(DS_005) Communications Deputy and Two Communication Specialists Add a communications deputy and two communications specialists. The communications specialists will support digital media and the two new executive offices for climate and economic opportunity/creative economy. One specialist position is funded half by the climate cost share.	831,963	0	1.0	2.0
Administrative Service Changes				
(AC_001) Increase Consulting Resources Increase total ongoing consultant resources for the Executive Office to \$500,000.	375,000	0	0.0	0.0

**2023-2024 Executive Proposed Operating Budget
OFFICE OF THE EXECUTIVE (EN_A12000)**

Decision Package Adjustment Detail	Expenditures	Revenues	Reg FTE	TLT
Technical Adjustments				
(TA_001) Transfer Funding for Position to the new Economic Opportunity Office	(456,274)	0	0.0	0.0
(TA_112) Temporary Account Adjustment Adjust Temporary account for GWI	40,081	0	0.0	0.0
(TA_117) Strategic Sourcing Savings Capture savings from contracts strategically negotiated by Procurement.	(6,400)	0	0.0	0.0
Central Rate Adjustments	490,660	0	0.0	0.0
Total Decision Package Adjustments	1,175,091	137,064	(1.0)	1.5

2023-2024 Executive Proposed Operating Budget
OFFICE OF ECONOMIC OPPORTUNITY AND CREATIVE ECONOMY
(EN_A19000)

Operating Budget Summary	Expenditures	Revenues	Reg FTE	TLT
2021-2022 Revised Budget	0	0	0.0	0.0
Base Budget Adjustments	0	0	0.0	0.0
Decision Package Adjustments	2,209,351	0	3.0	0.0
2023-2024 Executive Proposed Budget	2,209,351	0	3.0	0.0
2023-2024 Executive Proposed Ordinance	2,210,000	0	3.0	0.0

Notes

1. The 2021-2022 Revised Budget equals the 2021-2022 Adopted Biennial Budget plus all Adopted Supplementals as of the publication of this document.

2. Adjust base budget to remove 2021-2022 one-time changes including those related to pandemic response, annualize supplemental changes, and update personnel rates. Personnel budgets reflect projected 2023-2024 salary and benefit rates, current position classifications, and step/merit increases.

3. The Executive Proposed Budget is the sum of the Revised Budget, Base Budget Adjustments, and Decision Package Adjustments. All FTEs/TLTs are rounded to the nearest 1/10th of a position and in some cases, rounded numbers may not add up to the FTE/TLT totals in Executive Proposed. In the Executive Proposed Ordinance, expenditure and revenue totals are rounded up to the nearest 1,000 and FTEs and TLTs are rounded up to the maximum monthly FTEs/TLTs in the Biennium.

Decision Package Adjustment Detail	Expenditures	Revenues	Reg FTE	TLT
Direct Service Changes				
(DS_001) Office of Economic Opportunity Funds the Office of Economic Opportunity.	1,228,077	0	2.0	0.0
Technical Adjustments				
(TA_001) Director of Creative Economy and Recovery Reallocates FTE for the Director of Creative Economy and Recovery from the Office of Performance Strategy and Budget.	456,274	0	1.0	0.0
(TA_002) Econ. Opportunity Support Reallocate funding to the new Office of Econ. Opportunity from the Membership and Dues appropriation.	500,000	0	0.0	0.0
Central Rate Adjustments	25,000	0	0.0	0.0
Total Decision Package Adjustments	2,209,351	0	3.0	0.0

**2023-2024 Executive Proposed Operating Budget
CLIMATE OFFICE (EN_A14200)**

Operating Budget Summary	Expenditures	Revenues	Reg FTE	TLT
2021-2022 Revised Budget	0	0	0.0	0.0
Base Budget Adjustments	0	0	0.0	0.0
Decision Package Adjustments	2,339,913	2,339,908	3.0	0.0
2023-2024 Executive Proposed Budget	2,339,913	2,339,908	3.0	0.0
2023-2024 Executive Proposed Ordinance	2,340,000	2,340,000	3.0	1.0

Notes

1. The 2021-2022 Revised Budget equals the 2021-2022 Adopted Biennial Budget plus all Adopted Supplementals as of the publication of this document.
2. Adjust base budget to remove 2021-2022 one-time changes including those related to pandemic response, annualize supplemental changes, and update personnel rates. Personnel budgets reflect projected 2023-2024 salary and benefit rates, current position classifications, and step/merit increases.
3. The Executive Proposed Budget is the sum of the Revised Budget, Base Budget Adjustments, and Decision Package Adjustments. All FTEs/TLTs are rounded to the nearest 1/10th of a position and in some cases, rounded numbers may not add up to the FTE/TLT totals in Executive Proposed. In the Executive Proposed Ordinance, expenditure and revenue totals are rounded up to the nearest 1,000 and FTEs and TLTs are rounded up to the maximum monthly FTEs/TLTs in the Biennium.

Decision Package Adjustment Detail	Expenditures	Revenues	Reg FTE	TLT
Direct Service Changes				
(DS_001) Director of the Climate Office Add a position to be the director of the Climate Office and lead countywide response to climate change.	442,246	0	1.0	0.0
(DS_004) Transfer Climate Cost Share Base Budget Transfer budget for three executive office climate positions and supporting expenditures from the Office of the Executive and the DNRP Director's Office into the Climate Office. See DS_004 in the Office of the Executive and the DNRP Director's Office for corresponding transfers.	1,517,667	2,339,908	2.0	0.0
(DS_006) Transfer for Environmental Code updates Transfer funding from the climate cost share to the Local Services Director's Office to support updates to outdated county codes related to Strategic Climate Action Plan goals and the Clean Water Healthy Habitat Initiative.	380,000	0	0.0	0.0
Total Decision Package Adjustments	2,339,913	2,339,908	3.0	0.0

OFFICE OF EQUITY AND SOCIAL JUSTICE

MISSION

The Office of Equity and Social Justice leads the implementation of the Equity and Social Justice Strategic Plan and serves as the main resource, strategic advisor, and coordinator of key County efforts to advance equity in the organization and community. The office leads and supports the application of equity and social justice, racial equity, the inclusion of immigrant and refugee and other historically disenfranchised populations in County policies, practices, procedures. The office meets these responsibilities through partnering with County departments, agencies, and the community.

OVERVIEW

The Office of Equity and Social Justice (OESJ) was established with the adoption of the 2015-2016 biennial budget. The OESJ led the implementation of the King County Equity and Social Justice Strategic Plan (2016-2022) and is leading the development of an updated plan. The plan provides a roadmap—vision, framework, policy agenda, and internal measures— to advance tangible actions towards a racially-just King County where all people have equitable opportunities to thrive.

King County is becoming pro-equity in all County practices and governance by centering equity in all planning, actions, processes, and decisions. As defined by the 2016-2022 ESJ Strategic Plan, the County invests upstream and where needs are greatest, addressing root causes and equitably allocating public resources. The County also invests in community partnerships to better understand and address equity impacts throughout the region. The County invests in employees to create a highly capable, racially diverse workforce and pro-equity work culture to ensure its ability to effectively serve the residents of this region.

In addition to focusing on six goal areas, the Strategic Plan identifies a Pro-Equity Policy Agenda that supports the execution of pro-equity approaches in child and youth development, economic development and jobs, environment and climate, health and human services, housing, information and technology, the justice system, transportation, and mobility.

**2023-2024 Executive Proposed Operating Budget
OFFICE OF EQUITY AND SOCIAL JUSTICE (EN_A14100)**

Operating Budget Summary	Expenditures	Revenues	Reg FTE	TLT
2021-2022 Revised Budget	18,617,172	9,565,000	13.0	3.0
Base Budget Adjustments	(10,057,933)	(9,565,000)	0.0	(3.0)
Decision Package Adjustments	6,301,329	5,623,977	1.0	2.0
2023-2024 Executive Proposed Budget	14,860,568	5,623,977	14.0	2.0
2023-2024 Executive Proposed Ordinance	14,861,000	5,624,000	14.0	2.0

Notes

1. The 2021-2022 Revised Budget equals the 2021-2022 Adopted Biennial Budget plus all Adopted Supplementals as of the publication of this document.
2. Adjust base budget to remove 2021-2022 one-time changes including those related to pandemic response, annualize supplemental changes, and update personnel rates. Personnel budgets reflect projected 2023-2024 salary and benefit rates, current position classifications, and step/merit increases.
3. The Executive Proposed Budget is the sum of the Revised Budget, Base Budget Adjustments, and Decision Package Adjustments. All FTEs/TLTs are rounded to the nearest 1/10th of a position and in some cases, rounded numbers may not add up to the FTE/TLT totals in Executive Proposed. In the Executive Proposed Ordinance, expenditure and revenue totals are rounded up to the nearest 1,000 and FTEs and TLTs are rounded up to the maximum monthly FTEs/TLTs in the Biennium.

Decision Package Adjustment Detail	Expenditures	Revenues	Reg FTE	TLT
Direct Service Changes				
(DS_001) Community Engagement Positions Convert a community engagement manager and a program lead to FTEs to provide ongoing support for community co-creation. The work of this team includes developing inclusive and equitable engagement and co-creation approaches, providing policy guidance, and working with King County departments and community on variety of co-creation opportunities including the King County Equity Cabinet, Gathering Collaborative, the disability community, the Coalition Against Hate and Bias, etc.	709,551	0	2.0	0.0
(DS_002) Disability Justice Add a position to support executive departments to advance disability justice in their departments and throughout their work. This proposal would provide focused leadership for the government and with the disability community.	377,172	0	1.0	0.0
(DS_004) OESJ Grants Reappropriation (CLFR Funded) Reappropriate CLFR funding for strategic communications, language access, disability access, digital equity and Coalition Against Hate and Bias work. In most instances, funding is already committed but awardees are unlikely to spend their full award by end of 2022.	5,623,976	5,623,977	0.0	2.0
Administrative Service Changes				

**2023-2024 Executive Proposed Operating Budget
OFFICE OF EQUITY AND SOCIAL JUSTICE (EN_A14100)**

Decision Package Adjustment Detail	Expenditures	Revenues	Reg FTE	TLT
<hr/>				
(AC_003) Anti-racist and Pro-equity Enterprise Systems Strategic Implementation Add an FTE to support the next phases of building an organizational structure, system and culture that effectively centers anti-racism and pro-equity into all facets of King County work.	421,613	0	1.0	0.0
(AC_010) Civil Rights Program Enforcement Functions Transfer Transfer the enforcement functions of the King County Civil rights Program, including ADA enforcement from OESJ to the Department of Human Resources. This transfer will allow for increased focus on both the enforcement and the advocacy elements of the Civil Rights Program work.	(1,041,931)	0	(3.0)	0.0
Technical Adjustments				
(TA_111) Overtime Account Adjustment Adjust Overtime account for GWI.	8,988	0	0.0	0.0
(TA_112) Temporary Account Adjustment Adjust Temporary account for GWI.	636	0	0.0	0.0
(TA_113) Vacancy Rate Adjustment Capture salary savings from employee turnover, without reducing the FTE authority, to increase the accuracy of labor budgeting for this appropriation unit and provide greater transparency.	(85,000)	0	0.0	0.0
Central Rate Adjustments	286,324	0	0.0	0.0
Total Decision Package Adjustments	6,301,329	5,623,977	1.0	2.0

OFFICE OF LABOR RELATIONS

MISSION

To partner with King County’s agencies, unions, and employees through creative problem solving, collaborative negotiations, and employee engagement.

OVERVIEW

On behalf of the County Executive, the Office of Labor Relations (OLR) negotiates approximately 80 labor agreements covering the County’s approximately 12,500 represented employees. OLR staff fulfills its bargaining obligations in close partnership with the County Executive, the County Council, and other separately elected officials, labor partners, agencies, and employees. OLR strives for negotiation outcomes that enable County agencies to utilize their employees effectively and allow the County as a whole to better manage costs and realize efficiencies.

As a critical implementing partner of the County Executive’s Investing in You strategy, OLR works with County agencies and labor unions to bargain a total compensation package that is competitive, sustainable, and equitable. OLR’s work advances the County’s Equity and Social Justice strategic priority through building a total compensation framework that prioritizes a racially diverse, culturally responsive workforce at all levels and equitable learning and growth.

**2023-2024 Executive Proposed Operating Budget
OFFICE OF LABOR RELATIONS (EN_A42100)**

Operating Budget Summary	Expenditures	Revenues	Reg FTE	TLT
2021-2022 Revised Budget	6,957,251	0	17.6	1.0
Base Budget Adjustments	850,756	0	0.0	(1.0)
Decision Package Adjustments	(198,852)	0	0.0	0.0
2023-2024 Executive Proposed Budget	7,609,155	0	17.6	0.0
2023-2024 Executive Proposed Ordinance	7,610,000	0	17.6	0.0

Notes

1. The 2021-2022 Revised Budget equals the 2021-2022 Adopted Biennial Budget plus all Adopted Supplementals as of the publication of this document.

2. Adjust base budget to remove 2021-2022 one-time changes including those related to pandemic response, annualize supplemental changes, and update personnel rates. Personnel budgets reflect projected 2023-2024 salary and benefit rates, current position classifications, and step/merit increases.

3. The Executive Proposed Budget is the sum of the Revised Budget, Base Budget Adjustments, and Decision Package Adjustments. All FTEs/TLTs are rounded to the nearest 1/10th of a position and in some cases, rounded numbers may not add up to the FTE/TLT totals in Executive Proposed. In the Executive Proposed Ordinance, expenditure and revenue totals are rounded up to the nearest 1,000 and FTEs and TLTs are rounded up to the maximum monthly FTEs/TLTs in the Biennium.

Decision Package Adjustment Detail	Expenditures	Revenues	Reg FTE	TLT
Technical Adjustments				
(TA_113) Vacancy Rate Adjustment Capture salary savings from employee turnover, without reducing the FTE authority, to increase the accuracy of labor budgeting for this appropriation unit and provide greater transparency.	(99,000)	0	0.0	0.0
(TA_117) Strategic Sourcing Savings Capture savings from contracts strategically negotiated by Procurement.	(2,600)	0	0.0	0.0
Central Rate Adjustments	(97,252)	0	0.0	0.0
Total Decision Package Adjustments	(198,852)	0	0.0	0.0

OFFICE OF PERFORMANCE, STRATEGY AND BUDGET

MISSION

The Office of Performance, Strategy and Budget leads and supports innovation and improvement across County government.

OVERVIEW

The Office of Performance, Strategy and Budget (PSB) provides comprehensive and regional planning, management, budgeting, and performance assessment for King County government. PSB's work is guided by equity and social justice principles, as well as best practices in financial stewardship and performance management, which includes enhancing accountability and transparency, and integrating strategic planning, business planning, project management, resource allocation, and continuous improvement into a systematic approach throughout the County. In addition, a number of external drivers—including balancing service delivery and performance against fiscal constraints and a series of Executive initiatives—inform how PSB prioritizes work.

PSB is responsible for many aspects of Executive Dow Constantine's Best-run Government approach to build the most equitable, effective, and efficient way to serve the people of King County. These fall into two broad categories:

- Leading enterprise planning activities to support equitable, transparent, and results-focused government.
- Improving the performance of County government and increasing the value achieved for the resources spent through ongoing performance monitoring.

In addition, PSB leads and supports priority projects, administers the Jobs and Housing Program and several grant programs, and manages the County's American Rescue Plan funding.

**2023-2024 Executive Proposed Operating Budget
OFFICE OF PERFORMANCE STRATEGY AND BUDGET (EN_A14000)**

Operating Budget Summary	Expenditures	Revenues	Reg FTE	TLT
2021-2022 Revised Budget	108,174,633	74,090,000	61.7	1.0
Base Budget Adjustments	(79,064,560)	(74,090,000)	0.5	(1.0)
Decision Package Adjustments	41,348,127	40,236,871	3.0	1.0
2023-2024 Executive Proposed Budget	70,458,200	40,236,871	65.2	1.0
2023-2024 Executive Proposed Ordinance	70,459,000	40,237,000	65.2	1.0

Notes

1. The 2021-2022 Revised Budget equals the 2021-2022 Adopted Biennial Budget plus all Adopted Supplementals as of the publication of this document.
2. Adjust base budget to remove 2021-2022 one-time changes including those related to pandemic response, annualize supplemental changes, and update personnel rates. Personnel budgets reflect projected 2023-2024 salary and benefit rates, current position classifications, and step/merit increases.
3. The Executive Proposed Budget is the sum of the Revised Budget, Base Budget Adjustments, and Decision Package Adjustments. All FTEs/TLTs are rounded to the nearest 1/10th of a position and in some cases, rounded numbers may not add up to the FTE/TLT totals in Executive Proposed. In the Executive Proposed Ordinance, expenditure and revenue totals are rounded up to the nearest 1,000 and FTEs and TLTs are rounded up to the maximum monthly FTEs/TLTs in the Biennium.

Decision Package Adjustment Detail	Expenditures	Revenues	Reg FTE	TLT
Direct Service Changes				
(DS_001) Reappropriate Funds for PSB CLRF Grants (CLFR Funded) Provide resources to support the continued implementation of CLFR grant projects to community partners and service providers. Provides funding for a total of five positions that are dedicated to this work.	40,236,871	40,236,871	0.0	0.0
(DS_002) Add Project Manager Position the Project Management Team to Support Executive Climate Office, Economic Development, Creative Economy Add a project and program management position within the PSB project management team to provide capacity for climate change, economic development and creative economy projects.	287,803	0	1.0	0.0
(DS_003) Provide Administrative Support for the Grants Team and for the Climate and Economic Opportunity Offices Add one position to support administrative functions for new Executive Department Offices and grants team. Half of the position will be supported by the climate cost share.	138,725	0	1.0	0.0
Administrative Service Changes				

**2023-2024 Executive Proposed Operating Budget
OFFICE OF PERFORMANCE STRATEGY AND BUDGET (EN_A14000)**

Decision Package Adjustment Detail	Expenditures	Revenues	Reg FTE	TLT
(AC_001) Provide Resources for 2024 Comprehensive Plan Environmental Impact Statement and Public Engagement Provide consulting resources to complete an environmental impact statement for the 2024 comprehensive plan update and public engagement process. A language access grant will provide an additional \$50,000 for public engagement.	450,000	0	0.0	0.0
(AC_002) Provide Ongoing Funding for Ruth Woo Fellowships Provide ongoing resources to fund Ruth Woo fellowship positions in PSB.	196,883	0	0.0	1.0
(AC_003) Provide FTE Authorization for Two Positions Provide FTE authority for two FTE positions without funding. These positions will be filled when salary savings are sufficient to fund them.	0	0	2.0	0.0
Technical Adjustments				
(TA_001) Transfer Creative Economy Position to the Office of Economic Development and Creative Economy Transfer Creative Economy position to the new Office of Economic Development.	(456,274)	0	(1.0)	0.0
(TA_111) Overtime Account Adjustment Adjust Overtime account for GWI	493	0	0.0	0.0
(TA_112) Temporary Account Adjustment Adjust Temporary account for GWI	7,488	0	0.0	0.0
(TA_113) Vacancy Rate Adjustment Capture salary savings from employee turnover, without reducing the FTE authority, to increase the accuracy of labor budgeting for this appropriation unit and provide greater transparency.	(354,000)	0	0.0	0.0
(TA_117) Strategic Sourcing Savings Capture savings from contracts strategically negotiated by Procurement.	(800)	0	0.0	0.0
Central Rate Adjustments	840,938	0	0.0	0.0
Total Decision Package Adjustments	41,348,127	40,236,871	3.0	1.0

CAP Summary by Fund

Budget: 2023-2024 Biennial, Scenario: Executive Proposed, Agency: All, Fund: 3280 GENERAL TECHNOLOGY CAPITAL, Cap Status: All, Is IT Proj? Both Yes and No

2023-2024 Biennial - Executive Proposed

3280 GENERAL TECHNOLOGY CAPITAL - Other				
Project Number	Project Name Class Code	Tech Adj	FY23-24	Narratives
1143924	PAO Civil Matter Case Mgmt Sys STANDALONE		\$3,000,000	<p>Scope: Prosecuting Attorney Office (PAO) Civil Matter & Case Management System project will move Matter Management (process managing legal advice for internal customers such as type of legal work, attorneys and time tracking on the case, budgets, and invoices are gathered, tracked, and reported throughout the matter lifecycle) from Word Documents to an effective and efficient SAAS (cloud) solution. Case Management (internal process managing appointments and court dates, storing and organizing documents and discovery, managing client and witness communications, time tracking and billing and invoices) will move from an antiquated system to a modern case management system. Ideally this could be one system but if it is two separate systems that is okay also; the expectation is that this will be an RFP process limited to vendors who are already engaged in county contracts with these services. Replacement and data migration is expected to be completed by December 2024.</p> <p>The project will provide business analysis, requirement identification, vendor selection, contract award, system integration with other pertinent systems, and implementation oversight for the replacement of Legal Files.</p> <p>Functional Scope:</p> <p>The new Civil Matter & Case Management System(s) will provide the following functionalities for the PAO:</p> <ul style="list-style-type: none"> • Streamline case matter and data management. • Provide efficient search functionalities to retrieve records. • Integrate with O365 (Outlook). • Centralize a system that can track all Civil matters and cases by managing and storing records in a user-friendly format. • Have a modern reporting environment, with richer data analytics, shared dashboards, complex searching and improved performance tracking. • Reduce duplicate data and improved data sharing. • Efficient and effective Rate Development and Time Keeping. • Effectively track client advising on a matter. <p>The following activities are within scope of this project:</p> <ul style="list-style-type: none"> • Create and publish a Request for Proposal (RFP) through KCIT contracting for existing technology that is already in the County, documented requirements and workflows, and changes that impact employees. • Evaluate vendor written responses, select, host, and award contract to the top vendor solutions based on quality of demos, proposal, highest match of requirements to solution capabilities, and total cost of ownership. • Identify and migrate data and reports from Legal Files within department's ethical walls requirements. • Oversee system implementation and vendor performance with RFP

CAP Summary by Fund

Budget: 2023-2024 Biennial, Scenario: Executive Proposed, Agency: All, Fund: 3280 GENERAL TECHNOLOGY CAPITAL, Cap Status: All, Is IT Proj? Both Yes and No

2023-2024 Biennial - Executive Proposed

				<p>response and Statement of Work (SOW) deliverables.</p> <ul style="list-style-type: none"> • Execution of standard IT delivery activities, which include System Test, User Acceptance Testing, Maintenance and Support planning. <p>Out of Scope</p> <p>The following activities are explicitly outside of the scope of this project, and will not be performed as part of the work plan for this initiative:</p> <ul style="list-style-type: none"> • Any other agencies or departments outside of PAO unless they are approved by the Steering Committee, within the project budget or with new funds identified. <p>Description of Budget Request: The 3.0 million requested appropriation will support the full project cost to select and implement a system(s). Project spending includes KCIT resources, Vendor System costs (Vendor System Integration & Data Exchange, Vendor Data Migration/Conversion, Vendor Pre-Go-Live, Vendor Professional Implementation Services, Vendor License & Hosting (1st year after go-live)) , Procurement expenses, and a 20% contingency.</p>
1144346	<p>Department of Judicial Administration Data Warehouse STANDALONE</p>		\$1,026,083	<p>Scope: The \$1,026,000 in requested appropriation authority will support the design and implementation of a data warehouse. The budget requested is necessary to cover the total project costs through the anticipated completion date in 2024; budget authority is needed to sign vendor contracts and move forward with implementation.</p> <p>Description of Budget Request: The \$1,026,000 in requested appropriation authority will support the design and implementation of a data warehouse. The budget requested is necessary to cover the total project costs through the anticipated completion date in 2024; budget authority is needed to sign vendor contracts and move forward with implementation.</p>

CAP Summary by Fund

Budget: 2023-2024 Biennial, Scenario: Executive Proposed, Agency: All, Fund: 3280 GENERAL TECHNOLOGY CAPITAL, Cap Status: All, Is IT Proj? Both Yes and No

2023-2024 Biennial - Executive Proposed

1144612	CUSTOMER SERVICE ANALYTICS PLATFORM STANDALONE		\$1,214,248	<p>Scope: Growing our Customer Experience (CX) capability is an operational strategy tied to the Best Run Government executive priority and our True North is very connected to the implementation of CX, to be welcoming community where everyone can thrive, we need the ability to collect information to understand the experiences of our community. To be responsive and transform into a welcoming community. To that end, the Senior Leadership Team is driving the prioritization of agencies and services to implement the county’s standard customer experience framework. The proposed CX platform will advance our work in several ways:</p> <ul style="list-style-type: none"> • Establishing a standard enterprise- wide, user-friendly technology platform to support individual agency learning, process improvement, as well as identify cross-agency insights. • Allowing for data integration between operational customer relationship management metrics (e.g., response time, issue resolution) and customer experience metrics (e.g., customer satisfaction, trust in government, equity) • Enabling limited staff capacity to focus on: <ul style="list-style-type: none"> o Higher value solution driven work rather than manual data cleaning, analysis, and visualization. (For context, currently it typically takes 4-5 full days to produce a report for Senior Leadership Team.) o Expedite agency adoption of enterprise CX standards by initiating twice as many projects, from 6-9 to 18-21 each year. <p>The acquisition and implementation of a CX Technology tool will solidify the foundation for gathering customer feedback and expand the capabilities to streamline the process of analyzing customer insights resulting in the ability for departments to make necessary process improvements to service design centering the voice of the customer. It will consolidate the many programs used to capture customer feedback and allow the centralization of customer feedback data to better facilitate understanding customer needs.</p> <p>Description of Budget Request: The budget request for the procurement of a CX Technology platform will support the acquisition, training, and implementation of the software. This includes the cost of KCIT services to support implementation as well as 8-12 weeks of training from the vendor, dashboard and analytics development, additional 40 hours of support to be used at the discretion of the project lead, technology integration support from the vendor to KCIT, Integration with the Microsoft Dynamics Customer Relationship Management System used by Exec Office and other county departments.</p>
3280 - GENERAL TECHNOLOGY CAPITAL		Total	\$5,240,331	
Grand Total			\$5,240,331	

2023-2024 Capital Financial Plan
PSB General Fund Technology Fund / 00003280

Capital Improvement Program (CIP) Budget

	2021-2022 Estimated Ending Balance (Biennium ITD Balance)	2023-2024 Proposed	2023-2024 Total (Balance + Budget)	2025-2026 Projected	2027-2028 Projected
Capital Budget Revenue Sources:					
Revenue Backing from Fund Balance	-	-	-	-	-
Bond Proceeds	1,481,831	-	1,481,831	-	-
General Fund Transfers	-	2,240,331	2,240,331	-	-
Countywide IT Rate	-	3,000,000	3,000,000	-	-
Total Capital Revenue	\$ 1,481,831	\$ 5,240,331	\$ 6,722,162	\$ -	\$ -
Capital Appropriation:					
DAJD IT Projects	477,825	-	477,825	-	-
DHR IT Projects	(220,352)	-	(220,352)	-	-
DJA IT Projects	-	1,026,083	1,026,083	-	-
DPD IT Projects	1,947,804	-	1,947,804	-	-
Elections IT Projects	256,230	-	256,230	-	-
KCSO IT Projects	-	-	-	-	-
KCSC IT Projects	216,023	-	216,023	-	-
Multi-agency IT Projects	49,763	-	49,763	-	-
PAO IT Projects	-	3,000,000	3,000,000	-	-
PSB IT Projects	-	1,214,248	1,214,248	-	-
Total Capital Appropriation	\$ 2,727,293	\$ 5,240,331	\$ 7,967,624	\$ -	\$ -

CIP Fund Financial Position

	2021-2022 Biennial-to-Date Actuals	2021-2022 Estimated	2023-2024 Biennial-to-Date Actuals	2023-2024 Estimated	2025-2026 Projected	2027-2028 Projected
Beginning Fund Balance	1,692,963	1,692,963	-	0	0	0
Capital Funding Sources						
Bond Proceeds	1,127,115	1,127,115	-	848,974	-	-
Agency Transfers - KCSO AFIS	-	-	-	-	-	-
Agency Transfers - Elections	-	-	-	3,000,000	-	-
Countywide IT Rate	-	-	-	-	-	-
General Fund Transfers	355,299	428,048	-	2,240,331	-	-
	-	-	-	-	-	-
Total Capital Revenue	\$ 1,482,414	\$ 1,555,163	\$ -	\$ 6,089,305	\$ -	\$ -
Capital Expenditures						
DAJD IT Projects	149,748	299,748	-	285,499	-	-
DHR IT Projects	413,056	472,371	-	-	-	-
DJA IT Projects	-	-	-	-	-	-
DPD IT Projects	1,242,996	1,492,996	-	1,589,558	-	-
Elections IT Projects	-	-	-	-	-	-
KCSO IT Projects	777,460	777,460	-	-	-	-
KCSC IT Projects	63,801	63,801	-	-	-	-
Multi-agency IT Projects	141,750	141,750	-	-	-	-
PAO IT Projects	-	-	-	3,000,000	-	-
PSB IT Projects	-	-	-	1,214,248	-	-
Total Capital Expenditures	\$ 2,788,811	\$ 3,248,126	\$ -	\$ 6,089,305	\$ -	\$ -
Other Fund Transactions						
	-	-	-	-	-	-
Ending Fund Balance	386,566	0	\$ -	0	0	0
Ending Fund Balance designated to current projects*						
	\$ -	\$ -	\$ -	\$ -	\$ -	\$ -
Reserves						
	-	-	-	-	-	-
Total Reserves	\$ -	\$ -	\$ -	\$ -	\$ -	\$ -
Projected Shortfall	-	-	-	-	-	-
Ending Undesignated Fund Balance	\$ 386,566	\$ 0	\$ -	\$ 0	\$ 0	\$ 0

Financial Plan Notes

CIP Budget Notes:

All financial plans have the following assumptions, unless otherwise noted in below rows.
 2021-2022 Estimated Ending Balance column reflects the best estimate of the inception to date budget balances and actual balances after 2021 is closed.
 2023-2024 Proposed Budget is consistent with PIC for 2023-2024 Executive Proposed Budget.
 2023-2024 Total Budget sums the Estimated Ending Balance Budget and the 2023-2024 Budget.
 Outyear revenue and expenditure budget assumptions tie to the outyears of the Ordinance Attachment by Fund report in PIC, with exceptions explicitly noted.

Revenue Notes:

Revenues include new revenue and fund balance designated to projects.

CIP Fund Financial Position:

All financial plans have the following assumptions, unless otherwise noted in below rows.

Biennial to Date (BTD) expenditures and revenue reflect EBS totals for budgetary accounts as of the most recent closed month.

2021-2022 Actuals reflect 2021-2022 amounts in EBS.

2021-2022 Estimated column reflects the best estimate for the biennium based on actuals and should be informed by the fund's spending plan.

Outyear revenue projections and expenditure estimates are based on the most recent projections and reflect current project plans.

Expenditure Notes:

PSB plans to close any completed projects in the first quarter of 2023.

*Fund balance designated to current projects is for projects that are already appropriated. This fund balance cannot be used for other projects without disappropriating projects or creating a shortfall in the fund.

This financial plan was prepared and last updated on 9/16/2022 by Connor Wakayama, using data from BI Insights and PIC.

**2023-2024 Executive Proposed Operating Budget
JOBS AND HOUSING PROGRAM (EN_A65500)**

Operating Budget Summary	Expenditures	Revenues	Reg FTE	TLT
2021-2022 Revised Budget	33,000,000	33,000,000	0.0	0.0
Base Budget Adjustments	(33,000,000)	(33,000,000)	0.0	0.0
Decision Package Adjustments	18,837,842	18,837,842	0.0	0.0
2023-2024 Executive Proposed Budget	18,837,842	18,837,842	0.0	0.0
2023-2024 Executive Proposed Ordinance	18,838,000	18,838,000	0.0	0.0

Notes

1. The 2021-2022 Revised Budget equals the 2021-2022 Adopted Biennial Budget plus all Adopted Supplementals as of the publication of this document.

2. Adjust base budget to remove 2021-2022 one-time changes including those related to pandemic response, annualize supplemental changes, and update personnel rates. Personnel budgets reflect projected 2023-2024 salary and benefit rates, current position classifications, and step/merit increases.

3. The Executive Proposed Budget is the sum of the Revised Budget, Base Budget Adjustments, and Decision Package Adjustments. All FTEs/TLTs are rounded to the nearest 1/10th of a position and in some cases, rounded numbers may not add up to the FTE/TLT totals in Executive Proposed. In the Executive Proposed Ordinance, expenditure and revenue totals are rounded up to the nearest 1,000 and FTEs and TLTs are rounded up to the maximum monthly FTEs/TLTs in the Biennium.

Decision Package Adjustment Detail	Expenditures	Revenues	Reg FTE	TLT
Technical Adjustments				
(TA_001) Jobs & Housing Program (CLFR Funded) Reappropriate CLFR funding for the Jobs & Housing Program	18,837,842	18,837,842	0.0	0.0
Total Decision Package Adjustments	18,837,842	18,837,842	0.0	0.0

DEPARTMENT OF EXECUTIVE SERVICES

MISSION

The Department of Executive Services (DES) provides excellent, innovative public and government services delivered by customer-focused employees.

OVERVIEW

The Department of Executive Services (DES) provides internal services to King County government and a variety of public services to its residents. DES has nearly 900 employees and includes the following divisions and offices:

- Administration (Director's Office)
- King County International Airport
- Business Resource Center
- Finance and Business Operations Division
- Fleet Services Division
- Facilities Management Division
- Office of Emergency Management
- Records and Licensing Services Division
- Office of Risk Management Services
- Inquest Program

DES has a variety of internal and external customers. Internal services include enterprise business applications (PeopleSoft, Oracle EBS, BI Analytics), risk planning, financial services, emergency planning, records management, archives, mail services, space needs, building maintenance and security, vehicle needs and light and heavy-duty equipment maintenance.

External services include airport, animal licenses, emergency coordination, property titles, marriage records, for hire permits, vehicle and vessel licenses, inquest administration, investment pool, and property tax payments.

**2023-2024 Executive Proposed Operating Budget
EXECUTIVE SERVICES ADMINISTRATION (EN_A41700)**

Operating Budget Summary	Expenditures	Revenues	Reg FTE	TLT
2021-2022 Revised Budget	6,560,132	2,339,462	15.0	1.1
Base Budget Adjustments	105,032	20,548	0.0	(1.1)
Decision Package Adjustments	124,002	267,498	(1.0)	0.0
2023-2024 Executive Proposed Budget	6,789,166	2,627,508	14.0	0.0
2023-2024 Executive Proposed Ordinance	6,790,000	2,628,000	14.0	0.0

Notes

1. The 2021-2022 Revised Budget equals the 2021-2022 Adopted Biennial Budget plus all Adopted Supplementals as of the publication of this document.

2. Adjust base budget to remove 2021-2022 one-time changes including those related to pandemic response, annualize supplemental changes, and update personnel rates. Personnel budgets reflect projected 2023-2024 salary and benefit rates, current position classifications, and step/merit increases.

3. The Executive Proposed Budget is the sum of the Revised Budget, Base Budget Adjustments, and Decision Package Adjustments. All FTEs/TLTs are rounded to the nearest 1/10th of a position and in some cases, rounded numbers may not add up to the FTE/TLT totals in Executive Proposed. In the Executive Proposed Ordinance, expenditure and revenue totals are rounded up to the nearest 1,000 and FTEs and TLTs are rounded up to the maximum monthly FTEs/TLTs in the Biennium.

Decision Package Adjustment Detail	Expenditures	Revenues	Reg FTE	TLT
Direct Service Changes				
(DS_002) Transfer of vapor FTE Transfer a vapor FTE position from DES Admin to new Inquest Appropriation unit. Zero dollar transfer since the FTE was being paid from Internal Support.	0	0	(1.0)	0.0
Technical Adjustments				
(TA_050) 2023-2024 Revenue Adjustment Adjust 2023-2024 shared services revenue to align with the allocation model.	0	267,498	0.0	0.0
(TA_112) Temporary Account Adjustment Adjust Temporary account for GWI.	1,620	0	0.0	0.0
(TA_117) Strategic Sourcing Savings Capture savings from contracts strategically negotiated by Procurement.	(400)	0	0.0	0.0
Central Rate Adjustments	122,782	0	0.0	0.0
Total Decision Package Adjustments	124,002	267,498	(1.0)	0.0

**2023-2024 Executive Proposed Operating Budget
OFFICE OF INQUEST (EN_A40200)**

Operating Budget Summary	Expenditures	Revenues	Reg FTE	TLT
2021-2022 Revised Budget	0	0	0.0	0.0
Base Budget Adjustments	0	0	0.0	0.0
Decision Package Adjustments	5,272,793	0	11.0	0.0
2023-2024 Executive Proposed Budget	5,272,793	0	11.0	0.0
2023-2024 Executive Proposed Ordinance	5,273,000	0	11.0	0.0

Notes

1. The 2021-2022 Revised Budget equals the 2021-2022 Adopted Biennial Budget plus all Adopted Supplementals as of the publication of this document.

2. Adjust base budget to remove 2021-2022 one-time changes including those related to pandemic response, annualize supplemental changes, and update personnel rates. Personnel budgets reflect projected 2023-2024 salary and benefit rates, current position classifications, and step/merit increases.

3. The Executive Proposed Budget is the sum of the Revised Budget, Base Budget Adjustments, and Decision Package Adjustments. All FTEs/TLTs are rounded to the nearest 1/10th of a position and in some cases, rounded numbers may not add up to the FTE/TLT totals in Executive Proposed. In the Executive Proposed Ordinance, expenditure and revenue totals are rounded up to the nearest 1,000 and FTEs and TLTs are rounded up to the maximum monthly FTEs/TLTs in the Biennium.

Decision Package Adjustment Detail	Expenditures	Revenues	Reg FTE	TLT
Direct Service Changes				
(DS_001)	0	0	0.0	0.0
(DS_002) Inquest Program Initial appropriation for the Inquest Program.	5,159,793	0	11.0	0.0
Central Rate Adjustments	113,000	0	0.0	0.0
Total Decision Package Adjustments	5,272,793	0	11.0	0.0

CAP Summary by Fund

Budget: 2023-2024 Biennial, Scenario: Executive Proposed, Agency: All, Fund: 3250 DEPARTMENT OF EXECUTIVE SERVICES TECHNOLOGY CAPITAL, Cap Status: Approved, Is IT Proj? Both Yes and No

2023-2024 Biennial - Executive Proposed

3250 DEPARTMENT OF EXECUTIVE SERVICES TECHNOLOGY CAPITAL - Other				
Project Number	Project Name Class Code	Tech Adj	FY23-24	Narratives
1139605	PeopleSoft Systems Infrastructure Replacement Project STANDALONE	✓	(\$851,168)	<p>Scope: PeopleSoft Systems Infrastructure Replacement Project – This project will replace the IT infrastructure resources supporting the PeopleSoft production and non-production environments, which are at end of life.</p> <p>Description of Budget Request: This request is to disappropriate the remaining fund balance for this project.</p>

CAP Summary by Fund

Budget: 2023-2024 Biennial, Scenario: Executive Proposed, Agency: All, Fund: 3250 DEPARTMENT OF EXECUTIVE SERVICES TECHNOLOGY CAPITAL, Cap Status: Approved, Is IT Proj? Both Yes and No

2023-2024 Biennial - Executive Proposed

1143964	DES BRC FBOD Fixed Assets STANDALONE		\$2,791,612	<p>Scope: This project is the first substantive investment in the County's Oracle EBS Fixed Asset accounting software since initial implementation in 2012 and is planned to compete in three phases.</p> <p>Phase 1 - Will implement the ability to utilize asset impairments and asset retirements correction/reinstatement functionality.</p> <p>Phase 2 - The project will implement the iAssets module through which agency users may request asset transfers between agencies, or from an agency to the Surplus Warehouse all online through EBS instead of using paper forms as is currently done.</p> <p>Phase 3 - The project will implement the interfaces between the EBS Procurement and Payables modules, and Payables and Fixed Assets modules, to streamline the recording and capitalization of new purchased assets. The interfaces in scope are internal to EBS, no interfaces from/to EBS are in scope for this project.</p> <p>Description of Budget Request: The Business Resource Center (BRC) retained Oracle Consulting Services (OCS) to evaluate and identify key areas of improvement for Oracle's e-Business Suite (EBS) Fixed Assets. OCS provided a multi-year multi-phase approach, which included the scope of each phase and the resources required for each. The BRC and Finance and Business Operations Division (FBOD) evaluated OCS's full proposal and focused on the three phases which will provide the most value to King County.</p> <ul style="list-style-type: none"> • Phase 1 – Implement the ability to fully utilize asset impairments and asset retirements corrections/reinstatement functionality • Phase 2 – Implement the iAssets module to automate the transfer of assets. • Phase 3 – Implement the interfaces between the EBS Procurement and Payables modules, and Payables and Fixed Assets modules, to streamline the recording and capitalization of new purchased assets. The interfaces in scope are internal to EBS, no interfaces from/to EBS are in scope for this project. <p>OCS's services will be procured under existing contracts on a time and materials basis. The amounts in this request represent their best estimate of the time required to implement the identified functionality. Additionally, Oracle estimated the amount of support they would require from County resources to complete the work, primarily BRC and FBOD. BRC and FBOD then calculated the cost of these contributions using PSB's 2023-2024 labor and benefits cost calculator and added contingency according to budget guidance to arrive at the appropriation request.</p>
---------	--	--	-------------	--

CAP Summary by Fund

Budget: 2023-2024 Biennial, Scenario: Executive Proposed, Agency: All, Fund: 3250 DEPARTMENT OF EXECUTIVE SERVICES TECHNOLOGY CAPITAL, Cap Status: Approved, Is IT Proj? Both Yes and No

2023-2024 Biennial - Executive Proposed

1143965	DES BRC FBOD Fin Rep Software STANDALONE		\$1,400,838	<p>Scope: The Business Resource Center (BRC) Oracle Enterprise Performance Management (EPM) Cloud Annual Comprehensive Financial Report (ACFR) project will migrate the production of the County’s externally-facing financial reporting package from a stand-alone cloud product without any interfaces to County data or systems to an Oracle product with tight integrations to the County’s accounting software. Current preparation of the County’s external financial statements (more formally the Annual Comprehensive Financial Report, or ACFR) is a manual process, comprised of extracting Oracle eBusiness Suite (EBS) data through reports, manually summarizing the data into 65 distinct spreadsheets, each with multiple tabs, and then rekeying it into the financial statement generation software, currently Workiva W-Desk.</p> <p>Description of Budget Request: FBOD used existing operating budget appropriation in 2019-2020 to conduct a feasibility analysis using a consultant that sells Oracle Fusion Cloud Enterprise Performance Management subscriptions and that has experience working with King County. As part of that work, the consultant estimated the resources necessary to proceed with the implementation, an estimate that included the staffing likely needed by the County in addition to the licensure and consulting costs. Costs subject to inflationary pressures (consultant costs, Oracle licenses) were re-quoted in 2022 and inflated to 2024 dollars using the average Q2-2022 PSB Budget and Financial Planning (BFPA) inflator for 2023-2024, while the County’s own labor costs were based in 2022\$ and inflated to 2024\$ using the BFPA labor assumptions. Options quoted by the consultant that are not included in the base project proposal are described, along with their financial impact, in the notes section of the Cost Template.</p>
1144310	DES Inquest Program STANDALONE		\$223,070	<p>Scope: This project implements case management automation for the Inquest Program. It shall provide workflow and tracking functions for dates, deadlines, correspondence, personnel/stakeholders and artifacts/evidence. DES intends to evaluate and use existing County systems, if possible, and procure a commercial system via an RFP process only if necessary.</p> <p>Description of Budget Request: This project seeks capital funding for the upfront purchase and implementation costs. Ongoing support costs would come from the County’s general fund unless an alternate funding approach can be identified.</p>
3250 - DEPARTMENT OF EXECUTIVE SERVICES TECHNOLOGY CAPITAL		Total	\$3,564,352	
Grand Total			\$3,564,352	

2023-2024 Capital Financial Plan DES TECHNOLOGY FUND / 00003250

Capital Improvement Program (CIP) Budget

	2021-2022 Estimated Ending Balance (Biennium ITD Balance)	2023-2024 Proposed	2023-2024 Total (Balance + Budget)	2025-2026 Projected	2027-2028 Projected
Capital Budget Revenue Sources:					
Revenue Backing from Fund Balance	16,864		16,864		
Transfer from BRC - PS Infrastructure 1139605	851,168	(851,168)	-		
Transfer from FBOD FA central rates - 1143964	-	2,791,612	2,791,612	-	-
Transfer from FBOD ACFR central rates 1143965	-	1,400,838	1,400,838	-	-
Transfer from General Fund Inquest Case Mgt 1144310	-	223,069	223,069	-	-
Total Capital Revenue	\$ 868,032	\$ 3,564,351	\$ 4,432,383	\$ -	\$ -
Capital Appropriation:					
Transfer from BRC - PS Infrastructure 1139605	851,168	(851,168)			
Transfer from FBOD FA central rates - 1143964	-	2,791,612	2,791,612	-	-
Transfer from FBOD ACFR central rates 1143965	-	1,400,838	1,400,838	-	-
Transfer from General Fund 1144310 Inquest Case Mgt 114310	-	223,069	223,069	-	-
Total Capital Appropriation	\$ 851,168	\$ 3,564,351	\$ 4,415,519	\$ -	\$ -

CIP Fund Financial Position

	2021-2022 Biennial- to-Date Actuals	2021-2022 Estimated	2023-2024 Biennial- to-Date Actuals	2023-2024 Estimated	2025-2026 Projected	2027-2028 Projected
Beginning Fund Balance	16,864	16,864	-	16,864	16,864	16,864
Capital Funding Sources						
Transfer from FBOD - Procurement Modernization 1133879	584,765	738,890	-	-	-	-
Transfer from FBOD - Treasury Scanner 1139616	131,357	131,357	-	-	-	-
Transfer from BRC - PS Infrastructure 1139605	706,177	829,257	-	-	-	-
Transfer from Fleet operating - 1138773	266,870	266,870	-	-	-	-
Transfer from FBOD FA central rates - 1143964	-	-	-	2,791,612	-	-
Transfer from FBOD ACFR central rates 1143965	-	-	-	1,400,838	-	-
Transfer from General Fund Inquest Case Mgt 1144310	-	-	-	223,070	-	-
Total Capital Revenue	\$ 1,689,169	\$ 1,966,374	\$ -	\$ 4,415,520	\$ -	\$ -
Capital Expenditures						
FBOD - Procurement Modernization 1133879	584,765	738,890	-	-	-	-
FBOD - Treasury Scanner 1139616	131,357	131,357	-	-	-	-
BRC - PS Infrastructure 1139605	706,177	829,257	-	-	-	-
Fleet - 1138773	266,870	266,870	-	-	-	-
FBOD Fixed Assets - 1143964	-	-	-	2,791,612	-	-
FBOD ACFR 1143965	-	-	-	1,400,838	-	-
Inquest Program Case Management - 1144310	-	-	-	223,070	-	-
Total Capital Expenditures	\$ 1,689,169	\$ 1,966,374	\$ -	\$ 4,415,520	\$ -	\$ -
Other Fund Transactions	-	-	-	-	-	-
Ending Fund Balance	16,864	16,864	\$ -	16,864	16,864	16,864
Ending Fund Balance designated to current projects*	\$ -	\$ -	\$ -	\$ -	\$ -	\$ -
Reserves	-	-	-	-	-	-
Total Reserves	\$ -	\$ -	\$ -	\$ -	\$ -	\$ -
Projected Shortfall	-	-	-	-	-	-
Ending Undesignated Fund Balance	\$ 16,864	\$ 16,864	\$ -	16,864	16,864	16,864

Financial Plan Notes

CIP Budget Notes:

All financial plans have the following assumptions, unless otherwise noted in below rows.

2021-2022 Estimated Ending Balance column reflects the best estimate of the inception to date budget balances and actual balances after 2021 is closed.

2023-2024 Proposed Budget is consistent with PIC for 2023-2024 Executive Proposed Budget.

2023-2024 Total Budget sums the Estimated Ending Balance Budget and the 2023-2024 Budget.

Outyear revenue and expenditure budget assumptions tie to the outyears of the Ordinance Attachment by Fund report in PIC, with exceptions explicitly noted.

Revenue Notes:

Revenues shown are equal to the budgeted expenditure. Revenues include new revenue and fund balance designated to projects.

Appropriation Notes:

The outyear columns are blank as projects are expected to be completed by the end of the 23-24 biennium

CIP Fund Financial Position:

All financial plans have the following assumptions, unless otherwise noted in below rows.

Biennial to Date (BTD) expenditures and revenue reflect EBS totals for budgetary accounts as of the most recent closed month.

2021-2022 Actuals reflect 2021-2022 amounts in EBS.

2021-2022 Estimated column reflects the best estimate for the biennium based on actuals and should be informed by the fund's spending plan.

Outyear revenue projections and expenditure estimates are based on the most recent projections and reflect current project plans.

Revenues Notes:

FBOD FA (Fixed Assets) will be funding in 23/24 by appropriating BRC Reserves

FBOD ACFR (Fin Statements project) will be funding by FBOD fund balance

Inquest Case Management will be funding through a general fund transfer

Expenditure Notes:

The outyear columns are blank as projects are expected to be completed by the end of the 23-24 biennium

Reserve Notes:

*Fund balance designated to current projects is for projects that are already appropriated. This fund balance cannot be used for other projects without disappropriating projects or creating a shortfall in the fund.

Add date data pulled, from what system, and by whom: BI PA 103 Danielle Lucero

Add date the financial plan was last updated and by whom: Fin Plan updated by Justin Grover on 9-13-22

KING COUNTY INTERNATIONAL AIRPORT

MISSION

The King County International Airport's mission is to develop, operate and maintain a safe, compliant airport, anticipating and fulfilling customer needs while setting the standard for environmental stewardship and supporting responsible economic development to provide opportunities for King County residents.

OVERVIEW

King County International Airport (KCIA) is classified by the Federal Aviation Administration (FAA) as a Class IV, Primary, Commercial Service, non-Hub Reliever Airport. This translates to the Airport handling limited commercial passenger traffic, with a designation from the FAA to relieve congestion from SeaTac and provide improved general aviation access to the overall community. While the Airport provides the aviation facilities, the FAA regulates the airspace and aircraft operations. KCIA, in partnership with the FAA, provides the resources to meet forecasted aviation demand by providing for the development and maintenance of the runway and taxiway systems.

KCIA works diligently to provision an open-access airport with facilities, including runways and taxiways, that are in a state of good repair and maintained to the highest standard. Airport services are valued as a strong element in support of regional economic vitality. These activities are executed by a well-trained workforce that promotes a culture of excellence in customer service, community engagement, equity, and diversity.

KCIA supports and serves six product families: aerospace manufacturing, air cargo, fixed base operators, corporate flight departments, recreational general aviation, and passenger terminal services. Through the efforts of approximately 60 employees the airport facilitates another 18,000 local jobs, most of which are represented family wage jobs.

**2023-2024 Executive Proposed Operating Budget
AIRPORT (EN_A71000)**

Operating Budget Summary	Expenditures	Revenues	Reg FTE	TLT
2021-2022 Revised Budget	59,001,676	77,845,907	71.0	0.0
Base Budget Adjustments	1,183,031	1,046,615	0.0	0.0
Decision Package Adjustments	(6,627,189)	(7,125,502)	(2.0)	0.0
2023-2024 Executive Proposed Budget	53,557,519	71,767,020	69.0	0.0
2023-2024 Executive Proposed Ordinance	53,558,000	71,768,000	69.0	0.0

Notes

1. The 2021-2022 Revised Budget equals the 2021-2022 Adopted Biennial Budget plus all Adopted Supplementals as of the publication of this document.

2. Adjust base budget to remove 2021-2022 one-time changes including those related to pandemic response, annualize supplemental changes, and update personnel rates. Personnel budgets reflect projected 2023-2024 salary and benefit rates, current position classifications, and step/merit increases.

3. The Executive Proposed Budget is the sum of the Revised Budget, Base Budget Adjustments, and Decision Package Adjustments. All FTEs/TLTs are rounded to the nearest 1/10th of a position and in some cases, rounded numbers may not add up to the FTE/TLT totals in Executive Proposed. In the Executive Proposed Ordinance, expenditure and revenue totals are rounded up to the nearest 1,000 and FTEs and TLTs are rounded up to the maximum monthly FTEs/TLTs in the Biennium.

Decision Package Adjustment Detail	Expenditures	Revenues	Reg FTE	TLT
Direct Service Changes				
(DS_001) Direct Labor Cost Transfer Fund the transfer of overhead employment costs for Airport engineering staff from capital projects to direct project Work in Process, per the County's standard cost practice.	(200,000)	0	0.0	0.0
(DS_002) Employee Training Build capacity and expertise with robust training available for all staff.	549,380	0	0.0	0.0
(DS_003) Supplies and Services Buy needed supplies and services for running the Airport, as identified by customer and program delivery needs.	114,200	0	0.0	0.0
(DS_004) Adjustments to Reflect New/Expiring Contracts Add a new contract for vendor services for billing of aircraft landing and end an annual lease of a paved lot near the Airport.	(3,256,816)	0	0.0	0.0
(DS_005) Aircraft Rescue and Fire Fighter (ARFF) Station Supplies Provide necessary ARFF station supplies, including the replenishment of fire-retardant uniforms and helmets; fire- and police-related safety, operating, and testing supplies; and one set of the "Jaws of Life" equipment.	126,800	0	0.0	0.0

**2023-2024 Executive Proposed Operating Budget
AIRPORT (EN_A71000)**

Decision Package Adjustment Detail	Expenditures	Revenues	Reg FTE	TLT
(DS_099) Fleet and Airport Vehicle Maintenance Coordination				
Transfer two mechanic positions from DES Airport to DES Fleet to support the fleet maintenance service coordination between both divisions.	(508,467)	0	(2.0)	0.0
(DS_120) Central Climate Change Cost Update				
Adjust the share of the central climate-related costs for 2023-2024. These costs include investments to advance the Strategic Climate Action Plan (SCAP), membership fees in climate related organizations, development and implementation of the countywide Green Jobs Strategy, as well as central staff to help agencies across the County with climate related activities. The allocation methodology is based on operational greenhouse gas emissions.	3,502	0	0.0	0.0
Administrative Service Changes				
(AC_001) Temporary Staff and Overtime.				
Add funding for a Special Duty position, overtime and temporary duty during inclement weather and construction season.	438,398	0	0.0	0.0
(AC_002) Conference Rooms IT Equipment				
Outfit conference rooms with KCIT-recommended remote meeting equipment.	100,000	0	0.0	0.0
(AC_003) Security and Data Systems and Tools				
Fund safety and security supplies and data systems for ongoing operations, including cameras, software, ID access badge supplies and equipment, and vehicle radios and equipment.	1,044,728	0	0.0	0.0
(AC_004) King County International Airport Intern Program				
Add temporary budget to continue the airport's robust equity focused intern program.	336,778	0	0.0	0.0
(AC_100) Capital Project Management Work Group Phase (CPMWG) Training Contribution				
Contribute to capital training development led by the Capital Project Management Work Group. Supports proposal DS_001 in the DNRP Director's Office.	29,685	0	0.0	0.0
Technical Adjustments				
(TA_050) Revenue Adjustments 2023-2024				
KCIA revenue adjustments for 23-24	0	(7,125,502)	0.0	0.0
(TA_111) Overtime Account Adjustment				
Adjust Overtime account for GWI.	19,739	0	0.0	0.0
(TA_112) Temporary Account Adjustment				
Adjust Temporary account for GWI.	15,611	0	0.0	0.0

**2023-2024 Executive Proposed Operating Budget
AIRPORT (EN_A71000)**

Decision Package Adjustment Detail	Expenditures	Revenues	Reg FTE	TLT
(TA_113) Vacancy Rate Adjustment Capture salary savings from employee turnover, without reducing the FTE authority, to increase the accuracy of labor budgeting for this appropriation unit and provide greater transparency.	(294,000)	0	0.0	0.0
(TA_117) Strategic Sourcing Savings Capture savings from contracts strategically negotiated by Procurement.	(24,400)	0	0.0	0.0
Central Rate Adjustments	(5,122,327)	0	0.0	0.0
Total Decision Package Adjustments	(6,627,189)	(7,125,502)	(2.0)	0.0

**2023-2024 Executive Proposed Operating Budget
AIRPORT CONSTRUCTION TRANSFER (EN_A71600)**

Operating Budget Summary	Expenditures	Revenues	Reg FTE	TLT
2021-2022 Revised Budget	23,332,726	0	0.0	0.0
Base Budget Adjustments	0	0	0.0	0.0
Decision Package Adjustments	4,433,534	0	0.0	0.0
2023-2024 Executive Proposed Budget	27,766,260	0	0.0	0.0
2023-2024 Executive Proposed Ordinance	27,767,000	0	0.0	0.0

Notes

1. The 2021-2022 Revised Budget equals the 2021-2022 Adopted Biennial Budget plus all Adopted Supplementals as of the publication of this document.

2. Adjust base budget to remove 2021-2022 one-time changes including those related to pandemic response, annualize supplemental changes, and update personnel rates. Personnel budgets reflect projected 2023-2024 salary and benefit rates, current position classifications, and step/merit increases.

3. The Executive Proposed Budget is the sum of the Revised Budget, Base Budget Adjustments, and Decision Package Adjustments. All FTEs/TLTs are rounded to the nearest 1/10th of a position and in some cases, rounded numbers may not add up to the FTE/TLT totals in Executive Proposed. In the Executive Proposed Ordinance, expenditure and revenue totals are rounded up to the nearest 1,000 and FTEs and TLTs are rounded up to the maximum monthly FTEs/TLTs in the Biennium.

Decision Package Adjustment Detail	Expenditures	Revenues	Reg FTE	TLT
Technical Adjustments				
(TA_002) Transfer Funds to Capital from Operating Transfer funds annually to Capital from Operating to adequately fund the CIP Program	4,433,534	0	0.0	0.0
Total Decision Package Adjustments	4,433,534	0	0.0	0.0



**2023-2024 Proposed Financial Plan
AIRPORT - 00004290**

	2021-2022	2023-2024	2025-2026	2027-2028
	Estimate	Executive Proposed	Projected	Projected
Category				
Beginning Fund Balance	24,136,312	29,899,259	20,342,499	37,372,305
REVENUES				
FEDERAL GRANTS DIRECT - R3310	13,004,019	0	60,944,175	85,418,000
STATE GRANTS - R3340	2,526	72,520	72,520	72,520
CHARGE FOR SERVICES - R3410	7,282,719	7,744,414	8,053,777	8,482,234
FINES AND FORFEITS - R3510	51,250	4,000	4,000	4,000
MISCELLANEOUS REVENUE - R3600	57,694,559	63,512,286	66,049,384	69,563,178
INTEREST EARNINGS - R3611	419,020	433,800	452,832	478,717
TOTAL REVENUES	78,454,092	71,767,020	135,576,687	164,018,649
EXPENDITURES				
SALARIES/WAGES - 51100	12,055,778	15,496,319	16,093,984	16,928,503
PERSONNEL BENEFITS - 51300	4,734,264	5,008,057	5,135,081	5,401,349
SUPPLIES - 52000	1,608,993	2,178,850	2,148,894	2,263,214
SERVICES-OTHER CHARGES - 53000	13,985,794	12,482,822	12,676,764	13,351,161
INTRAGOVERNMENTAL SERVICES - 55000	15,328,028	17,804,928	20,657,967	25,037,456
CAPITAL EXPENDITURES - 56000	209,973	111,800	85,068	89,593
INTEREST AND OTHER DEBT SERVICE COSTS - 57200	870	0	0	0
INTRAGOVERNMENTAL CONTRIBUTIONS - 58000	24,353,431	27,442,078	60,944,175	85,418,000
CONTINGENCIES - 59800	91,988	183,976	190,000	192,000
CONTRA EXPENDITURES - 59900	307,475	614,950	614,950	614,950
APPLIED OVERHEAD - 82000	14,550	0	0	0
TOTAL EXPENDITURES	72,691,145	81,323,780	118,546,881	149,296,226
OTHER FUND TRANSACTIONS				
Ending Fund Balance	29,899,259	20,342,499	37,372,305	52,094,728
Ending Undesignated Fund Balance	29,899,259	20,342,499	37,372,305	52,094,728

Financial Plan Footnotes:

•All financial plans have the following assumptions, unless otherwise noted in below rows:•2023-2024 Proposed Budget ties to PBCS and matches 2023-2024 Estimated. •Outyear revenue and expenditure inflation assumptions are consistent with figures provided by PSB BFPA guidance.

Revenue Notes:

Airport lease-based and usage fee revenue is built from recently negotiated tenant rates, recent appraisals, and economic and market indicators.

Expenditure Notes:

Expenses represent actual obligations and reasonably expected Airport business expenditures. Transfer from Operating to Capital amounts included in Intragovernmental Contributions.

Reserve Notes:

•Rainy Day Reserve calculated at 2-year average of 30 days of total expenditures. •Expenditure Reserve established for additional transfer to Capital Fund, calculated based on CIP needs and funds available, at Airport Finance Manager's discretion. •Airport Fund Reserve established in 2020 at the direction of the Airport Director to accrue a cushion of one year's operating funds.

CAP Summary by Fund

Budget: 2023-2024 Biennial, Scenario: Executive Proposed, Agency: All, Fund: 3380 AIRPORT CAPITAL, Cap Status: Approved, Is IT Proj? Both Yes and No

2023-2024 Biennial - Executive Proposed

3380 AIRPORT CAPITAL - Airport Division				
Project Number	Project Name Class Code	Tech Adj	FY23-24	Narratives
1028653	Pavement Rehabilitation PROGRAMMATIC		\$2,150,000	<p>Scope: Pavement Rehabilitation - This Master Program is established to perform pavement maintenance for projects that are currently identified. Under this program the following projects will be undertaken in the 2023-24 biennium; Pavement Management System, Pavement Rehabilitation Emergent Needs (WO Contract), and Gate 21 Rehabilitation. The budget for this program is the sum of costs for all projects, and no additional funds are provided for managing the program. All staff management costs associated with the projects and program are accounted for at the project level. Project costs and schedules are founded on each project's one pager.</p> <p>Description of Budget Request: The \$4.5 million in requested appropriation will support establishing Airport Pavement Management System (APMS) in addition to the pavement construction contract implementation for the Airport-owned roads, parking lots, and common area airside pavement surfaces. The APMS is making the best engineered and cost-effective decisions related to the preservation, maintenance, and rehabilitation of pavements in KCIA. Projected spending includes Airport nonburdened staff time, permitting, construction materials and project contingency. The budget requested is necessary in order to cover total programmatic costs through the 2021-2022 biennium; budget authority is needed in order to sign vendor contracts and move forward with implementation. Total project cost has increased by 350% from the previous budget request in 2019-2020, largely due to escalation in construction costs and heightened need to replace aged worn-out pavement, based on current Pavement Condition Index (PCI).</p>
1028654	Construct Steam Plant Access STANDALONE		\$0	<p>Scope: This project will construct a new driveway from Ellis Avenue to the Georgetown Steam Plant Building. The project will demolish the Skagit Transportation building at 6640 Ellis Avenue and relocate power, water, sanitary and stormwater utility lines. The new driveway will be paved using asphalt. High mast lighting will be installed along the route to provide lighting at night. Concrete sidewalks, curb and gutter will be installed on each side of the access. In addition, the design will include the relocation of the material storage ecology blocks to another location at the Airport. Additional work items along the route include excavation, trenching and backfill, utility relocation, security fence installation, driveway markings, and reseeded. Environmental remediation is included in the project. Hazmat abatement and demolition is also included prior to remediation. Due to expected schedule for tenant to vacate site in May 2020, these projects will be started in the summer or 2020.</p> <p>Description of Budget Request: There is no budget appropriation request in the 2023-2024 budget submittal for this project. This CAP form is only to quantify the CIP FinPlan 2025-2028 outyear spending forecast.</p>

CAP Summary by Fund

Budget: 2023-2024 Biennial, Scenario: Executive Proposed, Agency: All, Fund: 3380 AIRPORT CAPITAL, Cap Status: Approved, Is IT Proj? Both Yes and No

2023-2024 Biennial - Executive Proposed

1028662	North Boeing Field MTCA PROGRAMMATIC		\$93,760	<p>Scope: The scope of this project is to manage activities related to the cleanup efforts at North Boeing Field on behalf of KCIA. These activities include: * Attending and facilitating monthly project team meetings * Conducting environmental investigations *</p> <p>Description of Budget Request: This is an additional budget appropriation request pursuant to the Model Toxics Control Act (MTCA), the Washington State Department of Ecology (Ecology) signed Agreed Order DE 5685 with The Boeing Company (Boeing), King County, and the City of Seattle to facilitate remedial action at the North Boeing Field / Georgetown Steam Plant Site (referred to in this document as the NBF-GTSP Site, or the Site). The Agreed Order, effective August 14, 2008, describes the process by which Ecology will conduct a remedial investigation/feasibility study (RI/FS) and one or more interim actions, if appropriate, at the Site to protect human health and the environment. The three potentially liable parties (PLPs) and Ecology have agreed that Ecology will perform the RI/FS. The purpose of the project is to investigate PCE, TCE and chlorinated solvent contamination at the WANG site. This contamination is impacting cleanup activities at the NBF MTCA site downstream. Ecology recommends performing a separate investigation/cleanup with KCIA or its tenant. Additional coordination with WANG and Ecology is needed to determine who will perform. WANG and Ecology coordinated in the past 2006 cleanup of TCE at the site.</p>
1119982	Airport Redevelopment PROGRAMMATIC		\$1,155,000	<p>Scope: Perform Site Use Preparation, Land Use Change Analysis, Remedial Planning & Design, Permitting, Cleanup, Monitoring, and Reporting.</p> <p>Description of Budget Request: This is a \$1.115 million budget request for additional appropriation request provides for design and construction services to undertake miscellaneous airport redevelopment projects on an as-needed basis during the budget period. The project will address small, emergent, and site location support projects identified in the Airport Redevelopment program. The specific locations and project scopes are undefined at this time and will be determined as each emergent need or small project is identified. The project cost is a budgetary value based on engineering estimates of historical financial performance of small, unanticipated emergent needs for the Airport Redevelopment program.</p>

CAP Summary by Fund

Budget: 2023-2024 Biennial, Scenario: Executive Proposed, Agency: All, Fund: 3380 AIRPORT CAPITAL, Cap Status: Approved, Is IT Proj? Both Yes and No

2023-2024 Biennial - Executive Proposed

1120730	Airport Facilities Repair AD AIRPORT FACILITIES REPAIR		\$600,000	<p>Scope: King County International Airport/Boeing Field has grown incrementally throughout its history to meet the demand of its various tenants and users. Various airport owned buildings were constructed from 1928 to present. As facilities age, and combined with the harsh weather conditions, buildings deteriorate over time. Buildings require periodic maintenance in order to preserve their longevity and maintain a high level of service for occupants. In order to maintain facilities effectively, airport staff occasionally need to rely upon additional resources that are available through work order contracts.</p> <p>Facilities preservation is a fiduciary responsibility that keeps assets available for best and highest use including revenue production; preservation and repair avoids costs for downtime, excess maintenance, major repair, inefficient operations, and ultimately demolition and replacement costs.</p> <p>Description of Budget Request: This \$600 thousand in requested appropriation project will use established work order contracts to perform miscellaneous facility improvements and repairs to airport owned buildings as needed. This Airport capital program will allow maintenance staff to solicit proposals from a pool of previously selected contractors to perform work. The improvements range in scope from painting interior and exterior surfaces, caulking, re-glazing, roof repairs, mechanical, electrical, and plumbing system upgrades, replacing floor coverings and reconfiguring office spaces. Specific locations and work items under this project are not yet identified. Once specific items have been identified work orders will be issued. The established budget for these emergent services is based on prior year performance and forecasted needs that may arise. The established budget is \$1 million each calendar year for a total biennium budget of \$2 million.</p>
---------	--	--	-----------	---

CAP Summary by Fund

Budget: 2023-2024 Biennial, Scenario: Executive Proposed, Agency: All, Fund: 3380 AIRPORT CAPITAL, Cap Status: Approved, Is IT Proj? Both Yes and No

2023-2024 Biennial - Executive Proposed

1120731	Airport Fleet Program PROGRAMMATIC		\$2,333,246	<p>Scope: This master project has subprojects for airport fleet equipment replacement as well as special fleet projects such as alternative fuels and systems to achieve vehicle related reductions in emissions. 2021- 2022: This project establishes a budget to acquire new and replacement rolling stock assets for the existing fleet of vehicles owned by the Airport. This project is a monetary budget that provides funds to purchase equipment and parts. The total project budget includes the funds needed to maintain the airport fleet replacement Life cycle for years 2023 and 2024.</p> <p>Description of Budget Request: The \$2.3 million in requested appropriation will provided funding for the following in the 2023-2024 biennium: fifteen on-road vehicles for Aircraft Rescue and Firefighting (ARFF), Airport Operations, and Administration, one 12 passenger van, one front end loader, two snow truck plow trucks, one snow blower, one backhoe, one road grader, one sweeper truck, one boom truck, and a liquid deicer truck. Projected spending includes Airport non-burdened staff time, installing Jobboxes and tonnaeau covers in new trucks, and VHF/800mHz radio equipment buildouts performed by DES Fleet. The budget requested is necessary in order to cover total programmatic costs through the 2023-2024 biennium; budget authority is needed in order to sign vendor contracts, for interfund transfers, and to move forward with vehicle/equipment purchases. Total project cost has increased by 60% from the previous budget request in 2021-2022, largely due to escalation in vehicle costs with new all-electric fleet vehicles, installing Automatic Vehicle Locating (AVL) technology software, and heightened need to replace worn-out or obsolete airside snow removal equipment, based on the Airport fleet manager's lifecycle Equipment Replacement Plan schedule.</p> <p>This project establishes a budget to perform ongoing routine maintenance for the existing fleet of vehicles owned by the airport organization. Additionally, the project provides funds to acquire capital equipment to replace the aging vehicle fleet. This project is a monetary budget that provides funds to purchase equipment, parts and service vehicles. The established budget is \$4 million for the biennium.</p>
---------	--	--	-------------	--

CAP Summary by Fund

Budget: 2023-2024 Biennial, Scenario: Executive Proposed, Agency: All, Fund: 3380 AIRPORT CAPITAL, Cap Status: Approved, Is IT Proj? Both Yes and No

2023-2024 Biennial - Executive Proposed

1120732	Lower Duwamish Waterway AD LOWER DUWAMISH WATERWAY		\$26,156	<p>Scope: The scope of this project is to manage activities related to the cleanup efforts on behalf of KCIA. These activities include: * Attending monthly project team meetings * Participating in an allocation process by providing documentation, legal document reviews, and depositions. * Attending Steering Committee Meetings * Attending bimonthly source control work group meetings. * Conducting environmental sampling * Attending County source control team meetings * Preparing and reviewing source control reports</p> <p>Description of Budget Request: The \$26 thousand in additional requested appropriation will support the source control studies and environmental assessment activities on Airport property near the Slip 4 and Slip 6 outfalls. Projected spending includes fully burdened staff time, consulting fees, community outreach, and project contingency. The budget requested is necessary in order to cover total project costs through 2024; budget authority is needed in order to sign vendor contracts and move forward with implementation. This cleanup program will be in place up to 30 years, depending on the Washington Department of Ecology-mandated alternative to clean up and restore wildlife habitat on the Lower Duwamish Waterway.</p>
1121024	CIP Oversight ADMIN		\$3,200	<p>Scope: Capital Improvement Program Oversight - Covers the cost of CIP oversight services provided to the Airport Division's capital projects by the King County Auditor's Office.</p> <p>Description of Budget Request: This \$3 thousand in requested appropriation is budgeted to cover the cost of CIP oversight services provided to the Airport Division's capital projects by the King County Auditor's Office.</p>
1129947	Equipment Snow Shed STANDALONE	✓	(\$102,016)	<p>Scope: This project is completed as the Snow Removal Building's site location has been changed to an area outside the Runway Protection Zone.</p> <p>Description of Budget Request: This request is to request disappropriation of the remaining balance for this project. The Airport has located an alternative site location for the Equipment Snow Shed and is doing an assessment to determine feasibility for moving forward with design/construction.</p>
1129953	Airport Emergent Needs STANDALONE		\$500,000	<p>Scope: Airport Emergent Needs - Budget authority and contingent funds for emergent needs that may arise during the biennium.</p> <p>Description of Budget Request: Estimate by Airport Finance in consultation with DOT CFO and PSB.</p>

CAP Summary by Fund

Budget: 2023-2024 Biennial, Scenario: Executive Proposed, Agency: All, Fund: 3380 AIRPORT CAPITAL, Cap Status: Approved, Is IT Proj? Both Yes and No

2023-2024 Biennial - Executive Proposed

1129960	AD PERIMETER INTRUSION DETECTION SYSTEM STANDALONE	✓	(\$381,177)	<p>Scope: This project will improve physical security and access control at the Airport. The project is primarily an upgrade to the airports electronic access control system (ACS) hardware servers and software, associated ACS controllers and access control readers. The project also involves extending the new ACS to gates that are currently not connected electronically to the system with a new wireless radio system and extending fiber optic cabling to several of the gates. The Access Control project will provide the following: * An access control system (C-Cure 9000) to establish a systematic secured electronic means for security of the facility . Allow for immediate lockdown of KCIA controlled gates (i.e., remote shutdown of gates and badge revocation) . Establish alerts for unauthorized access attempts * Implement a dual factor authentication security access control system * Eliminate transfer of gate access codes and manual uploads of new codes.</p> <p>Description of Budget Request: This request is to request disappropriation of the remaining balance for this project. The Airport has completed installation and implementation of the Perimeter Intrusion Detection System (PIDS).</p>
1130186	CityWorks Additional Modules STANDALONE		\$102,230	<p>Scope: This is a follow-on project to the IT implementation initiated in 2015 to convert from Maximo to Cityworks. KCIA is engaged with an outside consultant to license, install, and integrate additional modules for the increased efficiency and effectiveness to be gained from the collection and use of BIM airport data. 2021 - 2022: This project is a recurring project to purchase, implement, and integrate or install additional modules, features and functionality to the Cityworks Information Management System. This project provides funding to make desired system improvements as they are identified. The total project budget includes funds needed to purchase additional improvements for years 2021 and 2022.</p> <p>The airport's Business Information Management section is engaged with KCIT Project Management Resources and an outside consultant to move and maintain all asset management and business information including KCIA's Asset Management Framework to the Cityworks software platform. Following the base system implementation which was initiated in 2015, additional modules, features, and functionality are needed to maximize the benefit, efficiency and effectiveness of Cityworks.</p> <p>Description of Budget Request: The \$102 thousand in additional requested appropriation establishes a budget for the Airport's Business Information Management section to acquire and install additional modules and features to the Cityworks Asset Management System. This project provides funding to make desired system improvements as they are identified. The estimated costs for this project are \$182,350 per calendar year for a total estimated spend of of \$364,700 for the 2023-2024 biennium. There was no budget appropriation request in the 2021-2022 budget submittal, as there is adequate carryover from the adopted 2019-2020 budget.</p>

CAP Summary by Fund

Budget: 2023-2024 Biennial, Scenario: Executive Proposed, Agency: All, Fund: 3380 AIRPORT CAPITAL, Cap Status: Approved, Is IT Proj? Both Yes and No

2023-2024 Biennial - Executive Proposed

1134634	Construct Large Aircraft Parking (Ph 2) Construction STANDALONE	✓	(\$19,767,239)	Scope: Description of Budget Request: This request is to request disappropriation of the remaining balance for this project. The primary factors involved in the decision to disappropriate: Inflation costs drove up estimated project costs 40% in the next biennium. Additionally, this project originally was budgeted is elible for FAA funding, but FAA's Airport District Office notified agency Leadership there will be no discretionary 90% Airport Improvement Program grant funding available for this project. Supply chain issues would delay project delivery dates driving up projects costs.
1134748	Airfield Safety and Standards Evaluation STANDALONE	✓	(\$465,039)	Scope: Description of Budget Request:

CAP Summary by Fund

Budget: 2023-2024 Biennial, Scenario: Executive Proposed, Agency: All, Fund: 3380 AIRPORT CAPITAL, Cap Status: Approved, Is IT Proj? Both Yes and No

2023-2024 Biennial - Executive Proposed

1134750	Fence and Gates Upgrade Ph2 & Ph3 & Perimeter Lighting STANDALONE	✓	(\$3,737,346)	<p>Scope: This project will remove and replace approximately 12,800 linear feet of airport-controlled security perimeter fence. In addition, ten vehicle gates; (Gates V-47, 46, 50, 53 and five pedestrian Gates P-43, 37, 36, 44) will be removed and replaced. This project will also remove V-54 and pedestrian gate P-44. Gate removal and replacement includes the physical gate, operator and pedestal. The access reader will be removed and replaced as part of the Perimeter Intrusion Detection System (PIDS) Phase I project. Gate V-50 will be hardened as a crash resistant gate. The new security fence will be designed in compliance with TSA 1542 specifications. The new security fence will be designed using eight feet of polyvinyl coated, chain link with one foot of three strands of barbed wires. 5,500 linear feet of fence will be installed in earth with an 18-inch buried skirt. The remaining 300 linear feet of fence will be installed as a 10-foot-wide chain link panel in asphalt. Ecology blocks, measuring four feet wide, three feet tall, and two feet deep, installed every three feet will provide added security for a total linear distance of 450 feet. The temporary construction fence will be installed and removed in 500-foot increments to allow phased installation of the permanent fence. In addition, the project will install one slider gate adjacent to the maintenance building. The project will install approximately 2,500 feet of cable barrier and extend utilities to power gates where needed. Utilities will tie into the existing FAA utility corridor that runs parallel to Taxiway B. In addition, this project will provide additional perimeter lights at various locations around the airport to increase night visibility of the perimeter fencing. The project will install 25 high mast lights along approximately 2,500 feet of fence line. Fifteen high mast lights will be installed at the fence line along the north property boundary between the maintenance building and the general aviation apron, near the consolidated fuel facility. Project assumes poor soil conditions in this location. These lights will be installed on top of concrete pillars with a diameter of three feet and a height of eight feet. The remaining ten high mast lights will be installed at various locations near the Museum of Flight.</p> <p>Description of Budget Request: The \$2.3 million in requested appropriation will support the final design, implementation, acquisition, and close-out phases of this project. Projected spending includes fully burdened staff time, design engineering, project management, construction materials, and project contingency. The budget requested is necessary in order to cover total project costs through the anticipated completion date in 2021; budget authority is needed in order to sign vendor contracts and move forward with implementation. Total project cost (Estimate at Completion) has increased by 196% from the previous budget request in 2019-2020, largely due to the increase in linear feet of airport-controlled perimeter fencing being removed and replaced (from 5,800 linear feet to 12,800 linear feet) and increased lighting need.</p>
---------	---	---	---------------	---

CAP Summary by Fund

Budget: 2023-2024 Biennial, Scenario: Executive Proposed, Agency: All, Fund: 3380 AIRPORT CAPITAL, Cap Status: Approved, Is IT Proj? Both Yes and No

2023-2024 Biennial - Executive Proposed

1134753	Airspace Protection STANDALONE	✓	(\$812,488)	<p>Scope: The Airport Division has identified several parcels that could be opportunities to meet future aeronautical and non-aeronautical development requirements. Those parcels could be used to create additional aircraft storage options, airport support services, general aviation development opportunities, air cargo handling, or business development associated with air freight logistics or the travel industry.</p> <p>Description of Budget Request:</p>
1134761	Stormwater Pipe Replacement, Phase II STANDALONE	✓	(\$405,188)	<p>Scope: This project will remove existing stormwater pipes at King County International Airport and replace them with new ones. This project assumes all stormwater pipes in the four priority levels identified in the 2018 stormwater evaluation will be replaced. The project assumes that approximately 250 linear feet of 48-inch, 200 linear feet of 36-inch, 650 linear feet of 24-inch, 1,200 linear feet of 18-inch, 2,300 linear feet of 12-inch, and 1,900 linear feet of 8-inch concrete stormwater pipes will be removed and replaced with new. The project assumes trenches will be 10-foot deep with a disturbance width of 6-feet and 60% in asphalt and 40% in grass. Saw cutting will be used in areas containing asphalt. The project will remove approximately 100 linear feet of existing security fencing and replace it with new security fence once the project is completed. It is assumed that 500 feet of temporary fencing will be purchased and installed while work is being performed. Additional work items include trenching, back fill, asphalt removal, and paving. This project assumes that existing hand/manholes, vaults and catch basins will not be replaced.</p> <p>Description of Budget Request: The \$558 thousand in requested appropriation will support the final design, implementation, acquisition, and close-out phases of this project. Projected spending includes Airport force account salary/benefits, design engineering, project management, construction materials, and project contingency. The budget requested is necessary in order to cover total project costs through the anticipated completion date in 2021; budget authority is needed in order to sign vendor contracts and move forward with implementation. Total project cost (Estimate at Completion) has increased by 224% from the previous budget request in 2019-2020, largely due to an increase in linear footage of stormwater pipes identified as being needing to be replaced (from 1,000 linear feet of 16-inch diameter pipe to 6,500 linear feet of pipe, ranging from 8-inch to 48-inch diameter pipe).</p>

CAP Summary by Fund

Budget: 2023-2024 Biennial, Scenario: Executive Proposed, Agency: All, Fund: 3380 AIRPORT CAPITAL, Cap Status: Approved, Is IT Proj? Both Yes and No

2023-2024 Biennial - Executive Proposed

1135085	Runway 14R STANDALONE		\$17,743,655	<p>Scope: This project will rehabilitate Runway 14L-32R. The project will be completed in two phases, the first phase being planning and the second phase being construction. The project includes a geotechnical investigation using destructive and nondestructive testing for the entire airport. Phase I geotechnical investigation cost will be included as part of the Runway 14R-32L rehabilitation and lighting project. The second phase will rehabilitate approximately 250,000 square yards of asphalt pavement on Runway 14L-32R and its connecting taxiways. The project assumes 7" of the existing asphalt will be milled and replaced. It is assumed that 15% of the project area will require sub-base reconstruction if necessary. Approximately 50 centerline Light Emitting Diode (LED) in-pavement light fixture and 10,000 feet of electrical cable and conduit will be installed. The project assumes 150 runway edge light fixtures will be removed and replaced with LED technology. Additionally, approximately 3,000 cubic yards of asphalt concrete will be removed at Taxiway A4. Taxiway A4 will be realigned between the primary and secondary runways and constructed at an area of 3,000 square yards composed of 17-inch AC, 6-inch PCC and 6inch aggregate. Approximately 4 airfield sign fixtures and panels along with 1,000 linear feet of electrical cabling and PVC conduit will be installed. Also, approximately 22,000 square yards of pavement at a depth of 7" inches and 15,000 square yards at a depth of 4" on Taxiway Z will be rehabilitated. The existing four box Precision Approach Path Indicator (PAPI) system will be retrofitted with LED technology and placed on a separate circuit. The project assumes 7,000 linear feet of electrical cabling and conduits will be purchased and installed. Additional work items include, barricades, purchase and installation of an Approach Lighting System with Flashing lights (ALSF)-2 approach lighting system, excavation, grooving, conduit replacement, a supplemental lighted wind cone and an assumed 100 feet of electrical line and PVC conduit, trenching and backfill, 100,000 square feet of white and 12,000 square feet of yellow airfield paint markings and seeding.</p> <p>Description of Budget Request: The additional appropriation to provide budget authority as KCIA is planning to rehabilitate runway 14L-32R in 2024. The 2018 weighted Pavement Condition Index (PCI) of the runway is 61 (actual PCIs ranging from 49 to 66). A PCI of 61 is below the critical PCI value (65) for an Asphalt Concrete (AC) Runway. The \$510 thousand in requested appropriation will support the preliminary design (planning) of this project. Projected spending includes fully Airport force account salary/benefits, design engineering, project management, and project contingency. The budget requested is necessary in order to cover total project costs through 2024; budget authority is needed in order to sign vendor contracts and move forward with implementation.</p>
1135087	Environmental Cleanup Of Fuel Farm (Existing) STANDALONE		\$0	<p>Scope: Fuel Farm Environmental Remediation - This project is to conduct a site investigation, soil sampling and potential environmental remediation cleanup at the North Fuel Farm upon the end of Shultz Distributing's long-term lease.</p> <p>Description of Budget Request:</p>

CAP Summary by Fund

Budget: 2023-2024 Biennial, Scenario: Executive Proposed, Agency: All, Fund: 3380 AIRPORT CAPITAL, Cap Status: Approved, Is IT Proj? Both Yes and No

2023-2024 Biennial - Executive Proposed

1138851	Asset Management Program (AMP) PROGRAMMATIC		\$175,000	<p>Scope: This program will develop a comprehensive Airport Asset Management Plan that is aligned with the Airport Strategic Plan, Capital Improvement Program (CIP), and Airport Master Plan. The plan components include: Pavements – Airfield and Landside Utilities – Electrical, Water, Stormwater, Sanitary Sewer, and Fiber/Telecommunications Facilities - Building, Painting, Signs, and Markings Security – Fences, Gates, and Access Control. The objectives of the Asset Management Plan are to: Provide robust utilities and facilities with the capacity and redundancy to serve the existing facilities, current CIP projects and proposed airport development projects Maintain accurate real time information (capacity, condition, location, etc.) for all underground utilities information in our Airport Asset Management system so that the Airport has a clear and confident understanding of existing utilities and facilities.</p> <p>Description of Budget Request: The \$175 thousand in requested appropriation will support the final design, implementation, and acquisition phases of this new program for the 2023-2024 biennium. The comprehensive Airport Asset Management Program will establish a strategic approach and methodology to guide the development and maintenance of Airport infrastructure. Projected spending includes Airport force account salary/benefits, project management, software design, and project contingency. The budget requested is necessary in order to cover total program costs through 2024; budget authority is needed in order to sign vendor contracts and move forward with implementation.</p>
---------	---	--	-----------	--

CAP Summary by Fund

Budget: 2023-2024 Biennial, Scenario: Executive Proposed, Agency: All, Fund: 3380 AIRPORT CAPITAL, Cap Status: Approved, Is IT Proj? Both Yes and No

2023-2024 Biennial - Executive Proposed

1139512	Taxiway BTOFA Safety Correction and HotSpot Correction A9 & B1 STANDALONE		<p>\$0 Scope: KCIA is planning to address several areas around the airfield that do not comply with FAA Part 139 Safety requirements. The \$5.05 million in requested appropriation will support the final design, implementation, acquisition, and close-out phases of this project. Projected spending includes Airport force account salary/benefits, design engineering, permitting, project management, construction materials, and project contingency. The budget requested is necessary in order to cover total project costs through the anticipated completion date in 2023; budget authority is needed in order to sign vendor contracts and move forward with implementation.</p> <p>This project will design and construct a solution to realign the vehicle service road, adjacent to Taxiway B, outside of the taxiway object free area (TOFA). The project includes relocation of existing electrical transformers, relocation of existing fences and cable carriers, asphalt pavement, reconstructing manholes and catch basins, relocating a Boeing pump station and installation of roadway signs. In addition, surface painted movement area boundary lines will be removed and set to the correct distance. This project will incorporate the analysis performed as part of the preliminary planning study into the design. Additionally, this project will install approximately 20 in-pavement runway guard lights to support future operations at Taxiway B1. Lastly, this project will paint an intermediate hold marking for Group V aircraft approximately 250 feet south of Taxiway B1. This project assumes the connector between Taxiway B1 and B10 will be regraded and paved in the amount of 11,045 square yards. Work items will include lease survey, barricades, 1,260 square yards of asphalt removal, excavation, trenching, conduits, cable installation, in pavement light cans, LED lights, soil backfill, and reseeding. In addition, this project assumes environmental coordination is needed in order to obtain all local, state and federal permits that are required for this project. A categorical exclusion (CATEX) will be performed in accordance with FAA Order 5050.4 and state environmental policy act (SEPA) documentation will be prepared and submitted to the Department of Ecology for the State of Washington.</p> <p>Description of Budget Request: There is no budget appropriation request in the 2023-2024 budget submittal, as there is adequate carryover from the adopted 2020-2021 budget. This CAP form is only to quantify the CIP FinPlan 2022-2028 six-year spending forecast.</p>
---------	---	--	--

CAP Summary by Fund

Budget: 2023-2024 Biennial, Scenario: Executive Proposed, Agency: All, Fund: 3380 AIRPORT CAPITAL, Cap Status: Approved, Is IT Proj? Both Yes and No

2023-2024 Biennial - Executive Proposed

1139514	Forge Site Connection Development STANDALONE	✓	(\$80,000)	<p>Scope: This project will plan, design and construct a taxi lane connecting the former Jorgensen Forge Site to Taxiway B. The planning effort will identify and examine alternatives for providing airfield access across East Marginal Way. In addition, the planning effort will consist of stakeholder coordination and developing ROM cost estimates. At the conclusion of the planning study a preferred alternative will be identified and incorporated into the engineer’s design. The taxi lane will be designed and constructed to accommodate a Boeing 767 aircraft. The assumed pavement composition is 15 inches of AC with a 6 inch base. The length of the taxi lane is anticipated to be 550 feet and will include purchasing and installing approximately 10 elevated and 20 in-pavement LED light fixtures. The construction efforts related to this project are assumed to include the demolition of two T-hangars. Two, six circuit 115 kV overhead high voltage lines at a total linear length of 1,400 feet will be encased in PVC duct banks. The project assumes no high pressure gas or fiber optic lines will be removed or hardened. The project assumes the removal of 400 linear feet of 10 inch, 200 linear feet of 8 inch, 500 linear feet of 6 inch stormwater lines. Approximately 1,000 linear feet of 10-inch stormwater pipe will be purchased and installed. Ten catch basins and 1,400 linear feet of sanitary sewer will be hardened. Two rolling gates at a width of 260 feet will be purchased and installed to maintain AOA security when the taxi lane is not in use. Additionally, the project will install overhead traffic lights and cross bars to separate vehicular traffic and aircraft movements. This project will also relocate a public art sculpture to another location on airport property. Additional work items include, 500 feet of temporary fencing, barricades, excavation, new cable installation, trenching and backfill, paint markings and seeding. Once the planning study has been completed this project description will be updated to refine work items associated with this project. Project cost does not include redeveloping the Forge Site which might include additional apron and buildings.</p> <p>Description of Budget Request: The \$80 thousand in requested disappropriation id requested because this funding will instead come from the Airport Redevelopment prgram after the Jorgensen Forge is purchased by the County.</p>
---------	--	---	------------	--

CAP Summary by Fund

Budget: 2023-2024 Biennial, Scenario: Executive Proposed, Agency: All, Fund: 3380 AIRPORT CAPITAL, Cap Status: Approved, Is IT Proj? Both Yes and No

2023-2024 Biennial - Executive Proposed

1139516	Old Fuel Farm Decommissioning STANDALONE		\$0	<p>Scope: This project will excavate and remove ten (10), 10,000 gallon below ground fuel tanks and all associated piping. The project assumes that 35,000 cubic feet, comprised of 4" asphalt and 56" soil section, will be excavated to expose the fuel tanks. The ten fuel tanks and contaminated soil will be taken off site and disposed as a hazardous material. Additionally, the shed used to monitor fuel and containment levels will be demolished. The project assumes five high mast lights and associated electrical components will be removed. The project cost provides an allowance of 200 feet of 12-inch concrete stormwater pipe for drainage improvements to be constructed. Approximately 300 feet of existing security fence and one 30-foot wide rolling gate will be removed and reinstalled. During reinstall thirty (30), 12-foot galvanized steel posts will be purchased and installed to support the fence. The project assumes 300 linear feet of temporary fencing will be purchased and installed. No additional fencing is anticipated. New granular fill will be imported, backfilled and compacted.</p> <p>Description of Budget Request: There is no budget appropriation request in the 2023-2024 budget submittal for this project. This CAP form is only to quantify the CIP FinPlan 2025-2028 outyear spending forecast.</p>
1139534	KCIA Climate Action Plan Program PROGRAMMATIC		\$202,000	<p>Scope: The King County International Airport (KCIA) will be performing projects as part of its Climate Action Plan program to ensure it is aligned with the county's Strategic Climate action Plan (SCAP) and targets. The County's SCAP is implementing programs and projects to reduce greenhouse gas emissions, reduce energy consumption, prepare for future climate impacts, and ensure sustainability and community resilience. Current KCIA projects planned under the program include airport carbon accreditation process, climate preparedness studies/investigations, establishing metrics, and incorporating economic and social justice considerations into capital projects and programs.</p> <p>Description of Budget Request: The \$202 thousand in requested appropriation will support the final design, implementation, and acquisition phases of this program for the 2023-2024 biennium. Projected spending includes Airport force account salary/benefits, consulting engineering, Green Scorecard implementation, project management, and project contingency. The budget requested is necessary in order to cover total project costs through the anticipated completion date in 2026; budget authority is needed in order to sign vendor contracts and move forward with implementation. Total project cost (Estimate at Completion) has increased by 10% from the previous budget request in 2021-2022, largely due to increases in land acquisition costs.</p>

CAP Summary by Fund

Budget: 2023-2024 Biennial, Scenario: Executive Proposed, Agency: All, Fund: 3380 AIRPORT CAPITAL, Cap Status: Approved, Is IT Proj? Both Yes and No

2023-2024 Biennial - Executive Proposed

1139536	Stormwater Program PROGRAMMATIC		\$0	<p>Scope: King County International Airport (KCIA) initiated its stormwater program in 2015 when it conducted the cleaning and video inspection of its stormwater lines. The effort was performed in 3 phases and ended in 2017. In 2017, a stormwater lines assessment was conducted to assess damaged pipes at the east and central portions of the airport and prioritize them for repairs. In 2018, stormwater repairs (phase I) was implemented based on the 2017 stormwater lines assessment. In addition, a stormwater capacity study was completed to determine areas that are capacity constrained. Also, a stormwater lines assessment (phase II) was completed for stormwater lines on the western portion of the airport. In 2020, stormwater repairs (phase II) will be implemented. In addition, an Airport-wide stormwater facility and structure inspection will be conducted on the 563-acre site.</p> <p>Description of Budget Request: There is no budget appropriation request in the 2023-2024 budget submittal for this project. This CAP form is only to quantify the CIP FinPlan 2025-2028 outyear spending forecast.</p>
1139538	CPB Modernization STANDALONE	✓	(\$145,000)	<p>Scope: This project includes the design and construction activities to expand the Terminal Building on the north end to accommodate TSA screening and two passengers hold rooms. The project assumes the expansion will be 5,000 square feet made of brick. Column strength and spacing will be designed as a two story building, with the potential to add a second floor later. In addition, interior walls may require relocation and reconfiguration to consolidate secure and non-secure spaces. The expansion will be constructed to a height of 16 feet, with a green roof and four skylights, each at a dimension of three feet by three feet. Flooring for the expansion is assumed to be vinyl and all interior finishes will match existing ones in the Terminal. In addition, the project will relocate an existing fountain to another location at the Airport. It is anticipated this project will accommodate two TSA passenger screening lanes. The project cost assumes the purchase and installation of the millimeter wave scanners and other screening components will be the responsibility of TSA. Additionally, hold room fixtures are assumed to be purchased and installed by the air carrier. Additional work items include, removing 75 linear feet of perimeter security fence line and relocating an additional 135 linear feet along with a pedestrian gate. Utilities will be brought from the existing terminal building into the expanded area.</p> <p>Description of Budget Request: This is a disappropriation request for a project to upgrade the Terminal Bldg. TSA entry checkpoints for airline passengers. This project is no longer since airline passenger throughput demand significantly decreased after airline JetSuiteX discontinued operations as a result of COVID-19.</p>

CAP Summary by Fund

Budget: 2023-2024 Biennial, Scenario: Executive Proposed, Agency: All, Fund: 3380 AIRPORT CAPITAL, Cap Status: Approved, Is IT Proj? Both Yes and No

2023-2024 Biennial - Executive Proposed

1139545	Airport Security Program PROGRAMMATIC		\$100,000	<p>Scope: This program will assess the current state of the Airport's fiber and telecommunication infrastructure and develop projects, work plans and standards to help the Airport address redundancy, connectivity, and security gaps. It will also include security infrastructure and equipment, such as access controls and security cameras. This program will include an airport video surveillance project, fiber duct bank ring project, as well as both a KCIA IT Master Plan for Airport software needs and an IT Infrastructure Plan for hardware, and infrastructure needs at the airport. This program will also include subsequent projects identified from those plans and a small contingency for emergent security projects.</p> <p>Description of Budget Request: The \$100 thousand million in requested appropriation will support the final design, implementation, and acquisition phases of this program. Projected spending includes Airport force account salary/benefits, consulting software engineers, project management, KCIT interfund transfers, and project contingency. The budget requested is necessary in order to cover total project costs through the 2023-2024 biennium; budget authority is needed in order to sign vendor contracts and move forward with implementation.</p>
1139547	Water and Sewer Management System PROGRAMMATIC		\$353,376	<p>Scope: This program will identify and evaluate the potable water and sewer management utility infrastructure at King County International Airport (KCIA). The program will hire a Consultant to identify and evaluate utilities and facilities for capacity, condition, redundancy and location. The program will identify deficiencies and prioritize improvements based on needs of water and sewer system improvements. A thorough evaluation will be conducted by the KCIA water billing system and advanced metering infrastructure (AMI) will be introduced as part of this project. Finally, the program will develop standard operating procedures (SOP) for the water supply and sewer systems and integrate them in the existing asset management software, CityWorks. Program costs for construction is an allowance to complete minor improvements to the water and sewer system.</p> <p>Description of Budget Request: The \$177 thousand in additional requested appropriation will support developing a comprehensive Airport Water and Sewer Management System and the final design, implementation, and acquisition phases of this new program. Projected spending includes Airport force account salary/benefits, software design engineering, project management, and project contingency. The budget requested is necessary in order to cover total program costs through the 2023-2024 biennium; budget authority is needed in order to sign vendor contracts and move forward with implementation. The Airport acts as a utility to invoice leasehold tenants by billing for submetered water/sewer and for impervious surface Surface Water Management (SWM) assessments. This program is aligns with the Best Run Government and also is a foundational necessity for achieving the Airport's vision of World Class by 2030.</p>

CAP Summary by Fund

Budget: 2023-2024 Biennial, Scenario: Executive Proposed, Agency: All, Fund: 3380 AIRPORT CAPITAL, Cap Status: Approved, Is IT Proj? Both Yes and No

2023-2024 Biennial - Executive Proposed

1139599	Environmental Assessments Master Plan Update (MPU) Projects STANDALONE	✓	(\$353,596)	<p>Scope: The purpose of this contract is to provide NEPA services to King County Department of Executive Services, Airport Division (Airport), (“County”) for planned federal action projects scheduled for 2021-2023. The Consultant shall provide NEPA environmental services that include categorical exclusion process and FAA consultation/review. The Consultant shall report to the Project Representative in accordance with the terms and conditions.</p> <p>Description of Budget Request: The \$510 thousand in requested appropriation will support the final design, implementation, acquisition, and close-out phases of this project. Projected spending includes Airport force account salary/benefits, consulting environmental engineering, project management and project contingency. The budget requested is necessary in order to cover total project costs through the anticipated completion date in 2022; budget authority is needed in order to sign vendor contracts and move forward with implementation.</p>
1143915	Runway 14R-32L Rehabilitation & Taxiway Modifications STANDALONE		\$0	<p>Scope: This project will rehabilitate Runway 14R-32L and modify connecting taxiways at A2, A4, B2, and B10. The project will be completed in two phases, the first phase being planning and the second phase being design and construction. Phase I geotechnical investigations and planning costs are included under a separate project (Runway 14L-32R Rehabilitation and Lighting project).The second phase of the project includes engineering design and construction. The project will mill approximately 7” of existing asphalt along the entire runway surface and replace it with a grooved asphalt surface to promote drainage. It is assumed that 15% of the project area will require sub-base reconstruction to strengthen weakened sections.</p> <p>Description of Budget Request: There is no budget appropriation request in the 2023-2024 budget submittal for this project. This CAP form is only to quantify the CIP FinPlan 2023-2028 six-year spending forecast.</p>

CAP Summary by Fund

Budget: 2023-2024 Biennial, Scenario: Executive Proposed, Agency: All, Fund: 3380 AIRPORT CAPITAL, Cap Status: Approved, Is IT Proj? Both Yes and No

2023-2024 Biennial - Executive Proposed

1143917	AD WANG SITE REHAB STANDALONE		\$300,000	<p>Scope: This project consists of two major phases. Phase one will provide planning and environmental services to conduct a programmatic planning study to evaluate possible concepts to optimize the WANG property to accommodate airport staff and facility needs. The planning study will incorporate the findings from the building condition assessment, performed under the Property Reversion project. During the visioning sessions of the airport master plan, questions will be posed to community members and key stakeholders to get ideas of how the WANG property should be developed in the future. Input from the vision session will be incorporated into this project's planning phase. A hazardous materials survey will be performed to identify and categorize materials that may exist in the structures. Following the HAZMAT survey, the second phase of the project will prepare a remediation plan that will be implemented during construction to mitigate the site. The second phase of this project will renovate the WANG buildings to accommodate airport staff and facilities. The project cost assumes the existing buildings need a moderate level of interior modifications and upgrades to meet current building design code, such as seismic rating. The project cost does not include modifying or removing facilities outside the WANG property.</p> <p>Description of Budget Request: The \$300 thousand in requested appropriation project will be the initial consulting and preliminary engineering costs associated with the Washington Air National Guard (WANG) site rehabilitation. This four-acre property leasehold site will revert to County control in early 2023. This project consists of two major phases. Phase one will provide planning and environmental services to conduct a programmatic planning study to evaluate possible concepts to optimize the WANG property to accommodate airport staff and facility needs. The planning study will incorporate the findings from the building condition assessment, performed under the Property Reversion project. During the visioning sessions of the airport master plan, questions will be posed to community members and key stakeholders to get ideas of how the WANG property should be developed in the future. Input from the vision session will be incorporated into this project's planning phase. A hazardous materials survey will be performed to identify and categorize materials that may exist in the structures. Following the HAZMAT survey, the second phase of the project will prepare a remediation plan that will be implemented during construction to mitigate the site. The second phase of this project will renovate the WANG buildings to accommodate airport staff and facilities. The project cost assumes the existing buildings need a moderate level of interior modifications and upgrades to meet current building design code, such as seismic rating. The project cost does not include modifying or removing facilities outside the WANG property.</p>
1143931	AD AIRPORT INFO MGT PROGRAM PROGRAMMATIC		\$1,025,000	<p>Scope:</p> <p>Description of Budget Request:</p>

CAP Summary by Fund

Budget: 2023-2024 Biennial, Scenario: Executive Proposed, Agency: All, Fund: 3380 AIRPORT CAPITAL, Cap Status: Approved, Is IT Proj? Both Yes and No

2023-2024 Biennial - Executive Proposed

1143940	AD NEW FUEL FARM ENVIRO STANDALONE		\$500,000	<p>Scope: This project's objective is to hire a consultant to perform environmental and construction administration services for a new fuel farm. It is assumed the design and construction services will be provided by a private developer. The project will include preparing and submitting all required NEPA and SEPA documentation and providing the necessary construction administration services for constructing a new fuel farm.</p> <p>Description of Budget Request: The \$500 thousand in requested appropriation will support hiring an engineering consulting firm to perform environmental and construction administration services for a new fuel farm. It is assumed the design and construction services will be provided by a private developer. The project will include preparing and submitting all required NEPA and SEPA documentation and providing the necessary construction administration services for constructing a new fuel farm.</p>
---------	---	--	-----------	---

CAP Summary by Fund

Budget: 2023-2024 Biennial, Scenario: Executive Proposed, Agency: All, Fund: 3380 AIRPORT CAPITAL, Cap Status: Approved, Is IT Proj? Both Yes and No

2023-2024 Biennial - Executive Proposed

1143948	Airport Master Plan Update / Part 150 Study STANDALONE	\$2,300,000	<p>Scope: The \$2.3 million is requested appropriation will be earmarked for updating the Airport Master Plan starting with a review of the ALP update completed in 2021, and compare it to conditions at the airport at the time of this study. An aviation demand forecast will be prepared using standard methodology for predicting future based aircraft, cargo, enplanements, and operations. Forecasts will be prepared to determine facility requirements and a demand capacity analysis will be conducted to identify facility deficiencies. The project will study the need and placement of existing facilities such as, but not limited to, runways, taxiways, aprons, aircraft parking areas, buildings, vehicle service road, paint markings, edge lights, runway guard lights, service painted markings, signage and navigational aids. The planning study will identify alternatives to resolve design deficiencies and accommodate future demand. Additionally, the project will identify a preferred layout for facilities, develop ROM cost estimates, and recommend priorities for implementation. Lastly, the project will prepare an ALP for FAA’s review and approval. Over the course of this project, the Consultant will perform a voluntary noise compatibility study to define the five-year vision in accordance with 14 CFR Part 150. The master plan study will have a special emphasis on examining the feasibility of extending Runway 14R, the need and purpose for the secondary runway, land use planning, noise compatibility and community outreach. The project cost is a budgetary value based on the previous master plan’s cost and does not include the cost associated with the first phase of work as that is being performed under a different project.</p> <p>Description of Budget Request: The \$2.3 million is requested appropriation will be earmarked for updating the Airport Master Plan starting with a review of the ALP update completed in 2021, and compare it to conditions at the airport at the time of this study. An aviation demand forecast will be prepared using standard methodology for predicting future based aircraft, cargo, enplanements, and operations. Forecasts will be prepared to determine facility requirements and a demand capacity analysis will be conducted to identify facility deficiencies. The project will study the need and placement of existing facilities such as, but not limited to, runways, taxiways, aprons, aircraft parking areas, buildings, vehicle service road, paint markings, edge lights, runway guard lights, service painted markings, signage and navigational aids. The planning study will identify alternatives to resolve design deficiencies and accommodate future demand. Additionally, the project will identify a preferred layout for facilities, develop ROM cost estimates, and recommend priorities for implementation. Lastly, the project will prepare an ALP for FAA’s review and approval. Over the course of this project, the Consultant will perform a voluntary noise compatibility study to define the five-year vision in accordance with 14 CFR Part 150. The master plan study will have a special emphasis on examining the feasibility of extending Runway 14R, the need and purpose for the secondary runway, land use planning, noise compatibility and community outreach. The project cost is a budgetary value based on the previous master plan’s cost and does not include the cost associated with the first phase of work as that is being performed under a different project.</p>
---------	--	-------------	---

CAP Summary by Fund

Budget: 2023-2024 Biennial, Scenario: Executive Proposed, Agency: All, Fund: 3380 AIRPORT CAPITAL, Cap Status: Approved, Is IT Proj? Both Yes and No

2023-2024 Biennial - Executive Proposed

1143950	AD AIRPORT PLANNING/SUPPOR T PROGRAMMATIC		\$1,020,000	<p>Scope: This new program establishes a budget to hire a consultant to undertake miscellaneous airport planning and contingency projects on an as-needed basis during the biennium. The project will address small, emergent planning needs identified in the Planning and Contingency program. The specific project scopes and budgets are undefined at this time and will be determined once a need arises. The project cost is a budgetary value based on the anticipated needs that may occur and/or may not be accounted for in other projects previously approved in the Airport Planning Support Studies program.</p> <p>Description of Budget Request: This \$1.02 million in requested appropriation establishes a budget to hire a consultant to undertake miscellaneous airport planning and contingency projects on an as-needed basis during the biennium. The project will address small, emergent planning needs identified in the Planning and Contingency program. The specific project scopes and budgets are undefined at this time and will be determined once a need arises. The project cost is a budgetary value based on the anticipated needs that may occur and/or may not be accounted for in other projects previously approved in the Airport Planning Support Studies program.</p>
3380 - AIRPORT CAPITAL		Total	\$4,433,534	
Grand Total			\$4,433,534	

**2023-2024 Capital Financial Plan
AIRPORT / 00003380**

Capital Improvement Program (CIP) Budget

	2021-2022 Estimated Ending Balance (Biennium ITD Balance)	2023-2024 Proposed	2023-2024 Total (Balance + Budget)	2025-2026 Projected	2027-2028 Projected
Capital Budget Revenue Sources:					
Revenue Backing from Fund Balance	16,001,286	-	16,001,286	-	-
Environmental Grants	1,821,224	(1,821,224)	-	90,000	1,848,376
Transfer from Operating	18,450,632	6,254,758	24,705,390	60,944,175	85,418,000
Total Capital Revenue	\$ 36,273,142	\$ 4,433,534	\$ 40,706,676	\$ 61,034,175	\$ 87,266,376
Capital Appropriation and Disappropriation:					
Administrative		1,028,200	1,028,200	12,000	12,000
Airfield & Infrastructure	12,217,014	20,342,031	32,559,045	3,072,000	2,144,200
<i>Large Aircraft Parking (1134634) Disappropriation</i>		(19,767,239)	(19,767,239)		
Environmental	11,443,641	1,218,132	12,661,773	1,750,000	3,103,816
Facilities & Property	2,065,985	652,984	2,718,969	2,911,000	17,270,000
Fleet, Equipment, Misc.	4,465,743	2,333,246	6,798,989	1,815,912	1,195,000
Planning & Contingency	515,855	3,109,742	3,625,597	1,525,000	2,025,000
Safety & Security	5,564,904	(746,216)	4,818,688	1,000,000	100,000
<i>Fences and Gates Upgrade Phase 2 (1134750) disappropriation</i>		(3,737,346)	(3,737,346)		
Total Capital Appropriation	\$ 36,273,142	\$ 4,433,534	\$ 40,706,676	\$ 12,085,912	\$ 25,850,016

CIP Fund Financial Position

	2021-2022 Biennial-to-Date Actuals	2021-2022 Estimated	2023-2024 Biennial-to-Date Actuals	2023-2024 Estimated	2025-2026 Projected	2027-2028 Projected
Beginning Fund Balance	24,658,098	24,658,098	-	16,001,286	20,140,881	59,488,056
Capital Funding Sources						
Environmental Grants	1,821,224	70,000	-	-	90,000	1,848,376
Transfer from Operating	12,000,000	12,000,000	-	44,846,171	60,944,175	85,418,000
Total Capital Revenue	\$ 13,821,224	\$ 12,070,000	\$ -	\$ 44,846,171	\$ 61,034,175	\$ 87,266,376
Capital Expenditures						
Airfield & Infrastructure	2,773,120	3,800,000	-	18,587,265	7,550,000	4,178,750
Environmental	4,164,636	4,400,000	-	7,634,135	7,068,000	3,563,000
Facilities & Property	3,467,285	4,000,000	-	2,450,000	3,411,000	17,270,000
Fleet, Equipment, Misc.	962,123	8,000,000	-	6,596,131	2,121,000	1,195,000
Planning & Contingency	126,812	126,812	-	2,319,046	12,000	12,000
Safety & Security	307,537	400,000	-	3,120,000	1,525,000	2,025,000
Total Capital Expenditures	\$ 11,801,513	\$ 20,726,812	\$ -	\$ 40,706,576	\$ 21,687,000	\$ 28,243,750
Other Fund Transactions						
	-	-	-	-	-	-
Ending Fund Balance	26,677,809	16,001,286	\$ -	20,140,881	59,488,056	118,510,682
Ending Fund Balance designated to current projects*	11,801,513	16,001,286	\$ -	\$ 12,974,619	\$ 21,687,000	\$ 28,243,750
Reserves (separately budgeted)						
Emergent Needs Contingency						
Total Reserves	\$ -	\$ -	\$ -	\$ -	\$ -	\$ -
Projected Shortfall						
Ending Undesignated Fund Balance	\$ 14,876,296	\$ -	\$ -	\$ 7,166,262	\$ 37,801,056	\$ 90,266,932

Financial Plan Notes

CIP Budget Notes:

All financial plans have the following assumptions, unless otherwise noted in below rows.
 2021-2022 Estimated Ending Balance column reflects the best estimate of the inception to date budget balances and actual balances after 2021 is closed.
 2023-2024 Proposed Budget is consistent with PIC for 2023-2024 Executive Proposed Budget.
 2023-2024 Total Budget sums the Estimated Ending Balance Budget and the 2023-2024 Budget.
 Outyear revenue and expenditure budget assumptions tie to the outyears of the Ordinance Attachment by Fund report in PIC, noting that Total Capital Revenue amounts exceed appropriation levels due to future projects not yet being entered into the PIC system.

Revenue Notes:

FAA Grant revenue is not listed a funding source because it is considered revenue to Fund 4290, Operating, not 3380, Capital. Grant funds attributed to capital projects are transferred to the Capital fund in the year received; to account for the revenue and the Transfer from Operating would result in double-counting, so we count only the transfer of funds.

Appropriation Notes: Appropriation by portfolio includes disappropriated projects; see list below for disappropriation detail.

Reserves are budgeted as a separate line item from expenditures, so do not decrement Fund Balance.

CIP Fund Financial Position:

All financial plans have the following assumptions, unless otherwise noted in below rows.

Revenue Notes:

Revenues shown are adequate to cover the budgeted appropriation request and budgeted expenditure. Revenues include new revenue and fund balance designated to projects.

Reserve Notes:

*Fund balance designated to current projects is for projects that are already appropriated. This fund balance cannot be used for other projects without disappropriating projects or creating a shortfall in the fund.

Add date data pulled, from what system, and by whom: PA_103 report are from Dec. 2021 and May 2022, run by T Eayrs and pulled by M Mitchell.
 Prism "Triple Treat" report and PIC3 Ordinance Attachment run by T Eayrs on 7/1/2022.

Add date the financial plan was last updated and by whom:
 Financial Plan last updated by PBS September 16, 2022

BUSINESS RESOURCE CENTER

MISSION

The Business Resource Center (BRC) is a strategic leader and partner delivering business value through reliable services and innovative enterprise solutions for King County.

OVERVIEW

The Business Resource Center (BRC) is a trusted leader and partner committed to service excellence by providing strategic, innovative, and reliable enterprise business applications and solutions. It supports and maintains the County's enterprise business systems, including the Oracle EBS Financial and Procurement system, the PeopleSoft HCM and Payroll system, the PBCS budget system, and the Oracle Business Intelligence (BI) analytics and reporting system.

The BRC is focused on providing the best possible service and delivering value to agency customers, business partners and employees, including system optimization initiatives, increased focus on outcomes, and improved customer and employee experience. This is underpinned by strategic efforts to build a healthy organization with a culture of diversity, inclusion, collaboration, and continuous improvement.

Work groups within the BRC are structured and aligned to manage the enterprise business systems, which include the applications, infrastructure, software licensing, vendor relationships, and support for central business owners, customers, as well as business and governance processes. The BRC Director's Office provides overall guidance and support to BRC staff and direction to executives and agencies on strategies for standardizing and optimizing the use the county's enterprise business systems.

**2023-2024 Executive Proposed Operating Budget
BUSINESS RESOURCE CENTER (EN_A30000)**

Operating Budget Summary	Expenditures	Revenues	Reg FTE	TLT
2021-2022 Revised Budget	47,030,468	44,648,124	67.0	0.0
Base Budget Adjustments	88,146	(2)	0.0	0.0
Decision Package Adjustments	6,621,573	4,018,334	1.0	0.0
2023-2024 Executive Proposed Budget	53,740,187	48,666,456	68.0	0.0
2023-2024 Executive Proposed Ordinance	53,741,000	48,667,000	68.0	0.0

Notes

1. The 2021-2022 Revised Budget equals the 2021-2022 Adopted Biennial Budget plus all Adopted Supplementals as of the publication of this document.

2. Adjust base budget to remove 2021-2022 one-time changes including those related to pandemic response, annualize supplemental changes, and update personnel rates. Personnel budgets reflect projected 2023-2024 salary and benefit rates, current position classifications, and step/merit increases.

3. The Executive Proposed Budget is the sum of the Revised Budget, Base Budget Adjustments, and Decision Package Adjustments. All FTEs/TLTs are rounded to the nearest 1/10th of a position and in some cases, rounded numbers may not add up to the FTE/TLT totals in Executive Proposed. In the Executive Proposed Ordinance, expenditure and revenue totals are rounded up to the nearest 1,000 and FTEs and TLTs are rounded up to the maximum monthly FTEs/TLTs in the Biennium.

Decision Package Adjustment Detail	Expenditures	Revenues	Reg FTE	TLT
Direct Service Changes				
(DS_001) BRC Director's Office Business Finance Officer (BFO)				
Convert the Business Resource Center BFO temporary position to an FTE. The current model to support the budget, finance, and accounting work is not sustainable long term.	2	0	1.0	0.0
(DS_003) SharePoint Migration				
Fund the work to migrate the BRC customer site from the legacy SharePoint platform to Modern SharePoint, as required by KCIT.	219,825	0	0.0	0.0
Administrative Service Changes				
(AC_001) ERP Planning Funds				
Appropriate reserve funds for BI Insights and EBS Financials and Procurement based on the BRC roadmap. These funds will be used for planning and assessment of needs in preparation for future projects postponed to 2024-2025 due to the financial constraints during the COVID pandemic.	2,000,000	0	0.0	0.0

**2023-2024 Executive Proposed Operating Budget
BUSINESS RESOURCE CENTER (EN_A30000)**

Decision Package Adjustment Detail	Expenditures	Revenues	Reg FTE	TLT
(AC_002) EBS Fixed Asset Project Appropriate reserve funds for the Fixed Asset Optimization project for 2023-2024. These funds will be used to enable functionality in EBS that allows the Fixed Asset system to work as intended, resulting in greater adherence to financial policies for assets, reduced errors in fixed asset accounting, and reduce manual work.	2,791,612	0	0.0	0.0
(AC_003) PBCS Enhancements Appropriate reserve funds for PBCS budget system enhancement projects based on the PBCS technology roadmap provided by the Office of Performance, Strategy and Budget. These funds will be used to plan and assess needs in preparation for future budget system enhancement projects.	100,000	0	0.0	0.0
Technical Adjustments				
(TA_001) Licensing Increase Adjust for additions and annual increases in maintenance, support fees, and subscription fees to support Oracle EBS, Peoplesoft, Oracle BI, Concur Travel, PeopleSoft Oracle Cloud Infrastructure (OCI), Oracle Cloud Financials and Procurement, and PBCS.	842,000	0	0.0	0.0
(TA_002) DES Shared Services Increase Adjust budget appropriation to fund the BRC HR and Administrative Services provided through the DES Director's office.	53,058	0	0.0	0.0
(TA_003) Vacancy Contra Correction Eliminate the 2023-2024 Vacancy Contra budget amount. This was missed during the Proforma budget adjustments.	119,000	0	0.0	0.0
(TA_004) Labor Rate Updates - IT Classifications (CP2) Adjust wages for BRC positions in the Teamsters Local 117 union and Non-Represented employees allocated to new job classifications. The 2021-2022 adjustments are included in the 2022 county-wide labor supplemental request. This appropriates the impact in 2023-2024 that was not included in the base budget.	1,069,091	0	0.0	0.0
(TA_050) Revenue Adjustment Adjust central rate revenue to align with the 2023-2024 rate model.	0	4,018,334	0.0	0.0
(TA_113) Vacancy Rate Adjustment Capture salary savings from employee turnover, without reducing the FTE authority, to increase the accuracy of labor budgeting for this appropriation unit and provide greater transparency.	(119,000)	0	0.0	0.0
(TA_117) Strategic Sourcing Savings Capture savings from contracts strategically negotiated by Procurement.	(2,600)	0	0.0	0.0
Central Rate Adjustments	(451,415)	0	0.0	0.0

**2023-2024 Executive Proposed Operating Budget
BUSINESS RESOURCE CENTER (EN_A30000)**

Decision Package Adjustment Detail	Expenditures	Revenues	Reg FTE	TLT
Total Decision Package Adjustments	6,621,573	4,018,334	1.0	0.0

2023-2024 Proposed Financial Plan
Business Resource Center | 000005490

Category	2021-2022 Estimated	2023-2024 Proposed	2025-2026 Projected	2027-2028 Projected
Beginning Fund Balance	16,554,000	17,165,191	12,092,011	2,537,678
Revenues				
Internal Service Rates	44,648,124	48,666,456	53,533,102	56,798,621
GF Transfer (KCSO to BW Project)	630,439	-	-	-
Total Revenues	45,278,563	48,666,456	53,533,102	56,798,621
Expenditures				
Salaries & Benefits	23,526,000	26,287,811	26,839,855	28,530,766
Operating Expenditures	16,408,233	19,854,838	20,847,580	21,889,959
GO Bond Rdm - BI Project	2,702,700	2,705,375		
KCSO to BW Project	630,439			
RESERVE EXPENDITURES				
Oracle EBS Fixed Assets Project		2,791,612	-	-
Oracle EBS Infrastructure			1,300,000	-
Oracle EBS Software	250,000	1,000,000	5,300,000	-
Oracle BI Infrastructure			1,300,000	-
Oracle BI Software	250,000	1,000,000	7,500,000	-
PeopleSoft Infrastructure	800,000	-	-	-
PBCS Enhancements	100,000	100,000	-	-
Total Expenditures	44,667,372	53,739,636	63,087,435	50,420,725
Estimated Underexpenditures				
Other Fund Transactions				
Total Other Fund Transactions	-	-	-	-
Ending Fund Balance	17,165,191	12,092,011	2,537,678	8,915,574
Reserves				
Oracle EBS Infrastructure	1,500,000	1,000,000		450,000
Oracle EBS Software Upgrade	6,000,000	3,210,000		2,000,000
Oracle BI Infrastructure	1,500,000	1,000,000		450,000
Oracle BI Software Upgrade	6,000,000	5,500,000		2,000,000
PeopleSoft Software and Hardware	800,000	1,200,000	1,800,000	2,200,000
PBCS Enhancements		400,000	500,000	500,000
Total Reserves	15,800,000	12,310,000	2,300,000	7,600,000
Reserve Shortfall	-	217,989	-	-
Ending Undesignated Fund Balance	1,365,191	-	237,678	1,315,574

All financial plans have the following assumptions, unless otherwise noted in below rows:

Outyear revenue and expenditure inflation assumptions are consistent with figures provided by PSB and/or OEFA. Additional salary and benefit costs added to 2023-2024 related to the impact of CP2 bargaining and 2022 supplemental request.

RESERVE NOTES:

Oracle EBS and Oracle BI Software Reserves are calculated at \$7.5 million every six years. In order to reduce rates for 2021-2022 budget, the Oracle EBS and Oracle BI infrastructure projects have been deferred additional years and are now scheduled in the 2025-2026 biennium with early planning starting in 2021-2022. The project schedule is subject to change based on planning efforts.

Long term planning for changes to reserves based on the potential technology changes will occur in This plan was updated by Amy Kaminishi on 8/18/2022.

OFFICE OF EMERGENCY MANAGEMENT

MISSION

The King County Office of Emergency Management (KCOEM) provides regional leadership to strengthen community resilience and access to emergency services.

OVERVIEW

The King County Office of Emergency Management (KCOEM), pursuant to King County Code 2.56.030, is responsible for providing effective direction, control, and coordination of county government emergency services functional units, and to provide liaison with other governments and the private, nongovernmental sector, in compliance with a state-approved comprehensive emergency management plan, and to serve as the coordinating entity for cities, county governmental departments, and other appropriate agencies, during incidents and events of regional significance.

KCOEM implements strategies and conducts activities to enhance the capability and capacity of the King County region to prepare for, and then operate in, all types of emergency and disaster situations across all five doctrinal mission areas: prevention, protection, mitigation, response, and recovery. Preparedness establishes the risk environment, builds, and tests various capabilities, and uses training and exercises to validate and revise those capabilities. These capabilities can then be executed, or operationalized, prior to, during, and after emergencies and disasters. The daily work of KCOEM includes evaluating natural and human-caused risks; building capabilities through planning, training, and exercising; building relationships and systems for effective coordination prior to, during, and after emergencies; conducting public outreach and education; and, planning for all emergency management mission areas, especially mitigation, response, and recovery. During activations, KCOEM staffs the Emergency Operations Center on a 24/7 basis, collecting and providing situational awareness, managing resources and logistics, alerting officials, and warning the public, supporting first responders and others involved in operations, as well as many other tasks. In addition, the KCOEM Duty Officer program provides these services during the “steady state,” when the EOC is not actively staffed.

**2023-2024 Executive Proposed Operating Budget
OFFICE OF EMERGENCY MANAGEMENT (EN_A40100)**

Operating Budget Summary	Expenditures	Revenues	Reg FTE	TLT
2021-2022 Revised Budget	16,891,501	1,450,381	13.0	0.0
Base Budget Adjustments	(9,401,353)	(1,140,763)	1.0	0.0
Decision Package Adjustments	1,501,025	310,382	3.0	0.0
2023-2024 Executive Proposed Budget	8,991,173	620,000	17.0	0.0
2023-2024 Executive Proposed Ordinance	8,992,000	620,000	17.0	0.0

Notes

1. The 2021-2022 Revised Budget equals the 2021-2022 Adopted Biennial Budget plus all Adopted Supplementals as of the publication of this document.
2. Adjust base budget to remove 2021-2022 one-time changes including those related to pandemic response, annualize supplemental changes, and update personnel rates. Personnel budgets reflect projected 2023-2024 salary and benefit rates, current position classifications, and step/merit increases.
3. The Executive Proposed Budget is the sum of the Revised Budget, Base Budget Adjustments, and Decision Package Adjustments. All FTEs/TLTs are rounded to the nearest 1/10th of a position and in some cases, rounded numbers may not add up to the FTE/TLT totals in Executive Proposed. In the Executive Proposed Ordinance, expenditure and revenue totals are rounded up to the nearest 1,000 and FTEs and TLTs are rounded up to the maximum monthly FTEs/TLTs in the Biennium.

Decision Package Adjustment Detail	Expenditures	Revenues	Reg FTE	TLT
Direct Service Changes				
(DS_001) Interagency Coordination of Continuity of Operations (COOP) Planning Add one FTE to the Office of Emergency Management to satisfy Executive-proposed King County Code revisions based on King County Auditor recommendations for countywide Continuity of Operations Planning.	360,353	0	1.0	0.0
(DS_002) Dam Safety Add an FTE to continue Flood Control District requested work on dam safety within King County, backed by funding from the Flood Control District	310,383	310,382	1.0	0.0
(DS_003) Emergency Planning and Preparedness for Extreme Weather Events and Other Disasters Add a position to lead enterprise-wide preparedness efforts for extreme weather events and other disasters using a risk-based approach. This will include determining capabilities needed, developing necessary plans, and assessing/validating the plans and capabilities.	346,987	0	1.0	0.0
Technical Adjustments				
(TA_001) Actual Operating Costs and DES HR Shared Services Increase funding for anticipated expenditures and charges for DES-HR through a shared service agreement. These costs allocated to OEM are not otherwise included in the budget.	185,728	0	0.0	0.0

**2023-2024 Executive Proposed Operating Budget
OFFICE OF EMERGENCY MANAGEMENT (EN_A40100)**

Decision Package Adjustment Detail	Expenditures	Revenues	Reg FTE	TLT
(TA_112) Temporary Account Adjustment Adjust Temporary account for GWI.	36	0	0.0	0.0
(TA_117) Strategic Sourcing Savings Capture savings from contracts strategically negotiated by Procurement.	(8,000)	0	0.0	0.0
Central Rate Adjustments	305,538	0	0.0	0.0
Total Decision Package Adjustments	1,501,025	310,382	3.0	0.0

FACILITIES MANAGEMENT DIVISION

MISSION

As stewards of public assets, the Facilities Management Division is a strategic advisor and partner in delivering County services.

OVERVIEW

The Facilities Management Division (FMD) provides clean, environmentally sustainable, and cost-effective work environments for County staff and the public. FMD is responsible for designing and managing capital construction projects that are responsive to customer needs and strive for delivery on-time and within budget. Further, FMD manages a financially sustainable in-house print shop providing King County agencies high-quality, cost-effective digital product and scanning services.

The Real Estate Services (RES) section provides leadership in the management of King County-owned real estate and implements policy on matters including leasing, sales, acquisitions, permitting, and investments while facilitating and overseeing an effective asset management system that proactively manages the County's real estate portfolio.

**2023-2024 Executive Proposed Operating Budget
FACILITIES MANAGEMENT DIVISION (EN_A60100)**

Operating Budget Summary	Expenditures	Revenues	Reg FTE	TLT
2021-2022 Revised Budget	148,823,718	143,903,734	340.6	2.0
Base Budget Adjustments	(1,763,378)	(10,644,400)	(0.2)	0.0
Decision Package Adjustments	2,391,815	(693,336)	6.4	0.0
2023-2024 Executive Proposed Budget	149,452,155	132,565,998	346.8	2.0
2023-2024 Executive Proposed Ordinance	149,453,000	132,566,000	346.8	2.0

Notes

1. The 2021-2022 Revised Budget equals the 2021-2022 Adopted Biennial Budget plus all Adopted Supplementals as of the publication of this document.
2. Adjust base budget to remove 2021-2022 one-time changes including those related to pandemic response, annualize supplemental changes, and update personnel rates. Personnel budgets reflect projected 2023-2024 salary and benefit rates, current position classifications, and step/merit increases.
3. The Executive Proposed Budget is the sum of the Revised Budget, Base Budget Adjustments, and Decision Package Adjustments. All FTEs/TLTs are rounded to the nearest 1/10th of a position and in some cases, rounded numbers may not add up to the FTE/TLT totals in Executive Proposed. In the Executive Proposed Ordinance, expenditure and revenue totals are rounded up to the nearest 1,000 and FTEs and TLTs are rounded up to the maximum monthly FTEs/TLTs in the Biennium.

Decision Package Adjustment Detail	Expenditures	Revenues	Reg FTE	TLT
Direct Service Changes				
(DS_001) Painting and Carpet Replacement Replace aging carpet with severe wear and tear and refresh painting at facilities managed by FMD.	1,000,000	0	0.0	0.0
(DS_002) HVAC Maintenance Response Replace and repair failing HVAC parts to increase the life cycle of existing units.	2,030,000	0	0.0	0.0
(DS_004) ADA Project Manager Add a project manager to coordinate and support required, ongoing countywide facility access work.	323,498	0	1.0	0.0
(DS_120) Central Climate Change Cost Update Adjust the share of the central climate-related costs for 2023-2024. These costs include investments to advance the Strategic Climate Action Plan (SCAP), membership fees in climate related organizations, development and implementation of the countywide Green Jobs Strategy, as well as central staff to help agencies across the County with climate related activities. The allocation methodology is based on operational greenhouse gas emissions.	88,616	0	0.0	0.0
Administrative Service Changes				

**2023-2024 Executive Proposed Operating Budget
FACILITIES MANAGEMENT DIVISION (EN_A60100)**

Decision Package Adjustment Detail	Expenditures	Revenues	Reg FTE	TLT
(AC_001) Digital Library Provide funding to establish a digital library of records, drawings and documents, along with the resources to scan existing paper drawings and files to a digital format. Costs include funding for a graduate intern for one year and scanning services.	300,000	0	0.0	0.0
(AC_002) Project Control Officer Add a part-time project control officer to perform capital contract administration and project compliance work. This position will ensure that FMD is following the guidance outlined in King County's Procurement and Payables Contract Compliance Guide.	220,551	0	0.5	0.0
(AC_003) Emergency Management Coordinator Convert a TLT emergency management coordinator position to an FTE to provide emergency response planning and support for the ongoing operations of County facilities.	323,498	0	1.0	0.0
(AC_004) Fiscal Specialist Add a fiscal specialist to support the increased workload resulting from added inventory and facilities managed by FMD. Since 2017, FMD has added King Street Center, the Harborview Hall Shelter, the South Park Warehouse, Kent Valley Professional, the Downtown Public Health Clinic, and Children and Family Justice Center to its inventory, without any added finance resources to support the increased workload.	217,100	0	1.0	0.0
(AC_005) Communication Specialist FTE A communication specialist is proposed to enhance Facilities Management Division communication of facility related issues including safety updates to County employees and members of the public. Additionally, the Division seeks to improve the communication to FMD employees working in over 20 facilities throughout King County.	288,459	0	1.0	0.0
Technical Adjustments				
(TA_001) Budget Review and Adjustments at the Account Level of Detail. Make adjustments to realign the budget within the Security Management, Capital, and Building Operations sections.	(593,556)	0	0.0	0.0
(TA_002) Net Zero Impact FTE Conversion Convert partial FTEs to full time.	28,816	0	1.9	0.0
(TA_003) FMD Operating Transfer to FMD Capital Fund for All Gender Restroom Project FMD operating revenue collected from County tenants in County Office Buildings will be transferred to the Building Repair and Replacement Fund. The capital project receiving revenue support is the first phase of the transition to all gender restrooms.	800,000	0	0.0	0.0

**2023-2024 Executive Proposed Operating Budget
FACILITIES MANAGEMENT DIVISION (EN_A60100)**

Decision Package Adjustment Detail	Expenditures	Revenues	Reg FTE	TLT
(TA_050) Revenue Adjustment Revise budgeted revenues to match current forecast.	0	(693,336)	0.0	0.0
(TA_111) Overtime Account Adjustment Adjust Overtime account for GWI.	65,772	0	0.0	0.0
(TA_112) Temporary Account Adjustment Adjust Temporary account for GWI.	33,336	0	0.0	0.0
(TA_113) Vacancy Rate Adjustment Capture salary savings from employee turnover, without reducing the FTE authority, to increase the accuracy of labor budgeting for this appropriation unit and provide greater transparency.	(1,162,000)	0	0.0	0.0
(TA_117) Strategic Sourcing Savings Capture savings from contracts strategically negotiated by Procurement.	(44,000)	0	0.0	0.0
Central Rate Adjustments	(1,528,275)	0	0.0	0.0
Total Decision Package Adjustments	2,391,815	(693,336)	6.4	0.0

**2023-2024 Proposed Financial Plan
Facilities Management Division Internal Service Fund / 00005511**

Category	2021-2022 Estimate	2023-2024 Executive Proposed	2025-2026 Projected	2027-2028 Projected
Beginning Fund Balance	(815,306)	14,865,797	3,210,466	2,504,389
Revenues				
Streamlined Rate Revenue	169,056,806	155,864,890	168,334,081	177,255,787
Transfer to MMRF	(12,927,368)	(13,489,143)	(14,838,057)	(16,321,863)
Transfer to Debt Service	(36,326,292)	(34,952,713)	(30,208,648)	(29,166,442)
ISF O&M Central Rate Revenue	119,803,146	107,423,034	123,287,376	131,767,482
ISF Outside Leases Revenue & Energy Rebates	2,903,285	4,255,280	4,523,362	4,817,381
Architectural-Engineering	6,648,768	6,894,772	7,329,143	7,805,537
Hourly Crafts	3,559,875	4,455,942	4,736,666	5,044,550
Print Shop	2,381,246	2,574,322	2,736,504	2,914,377
Other Revenues from GF and Non GF Sources	2,478,866	2,450,192	2,604,554	2,773,850
COVID-19 Revenue	233,572			
COVID-19 Accruals & Reversals	13,415,695			
Collections from DCHS (HTH/City of Seattle)	6,120,661	4,512,456	4,796,741	5,036,578
Total Revenues	157,545,114	132,565,999	150,014,346	160,159,755
Expenditures				
Director's Office	16,452,515	21,911,384	23,050,776	24,272,467
Building Operations	88,496,002	96,802,717	101,115,358	106,474,472
Labor Payout	2,500,000			
Security Management	11,155,378	14,220,112	14,959,558	15,752,414
Capital & Major Projects	9,523,951	14,286,053	14,713,328	15,493,134
Print Shop Operations	2,620,546	2,231,889	2,347,947	2,472,388
COVID-19	11,115,620			
Reimbursement for Space Consolidation projects				
Total Expenditures	141,864,012	149,452,155	156,186,967	164,464,876
Underexpenditure (3.5% total expenditures)		5,230,825	5,466,544	5,756,271
Ending Fund Balance	14,865,797	3,210,466	2,504,389	3,955,538
Less: Reserves & Designations				
Reserve for Supplemental Ordinances & COVID	800,000	3,000,000	2,000,000	2,000,000
Total Reserves & Designations	800,000	3,000,000	2,000,000	2,000,000
Reserve Shortfall				
Ending Undesignated Fund Balance	14,065,797	210,466	504,389	1,955,538

Financial Plan Notes:

All financial plans have the following assumptions, unless otherwise noted in below rows.

2023-2024 Proposed Budget ties to PBCS.

The 2021-2022 beginning fund balance reflects the working capital amount that is illustrated on the 2020 ACFR.

Revenue Notes:

The Facilities Management Division (FMD) assesses several rates upon County agencies in order to recoup the operating and capital costs of county-owned space, the costs of leased space, and the administrative overhead associated with these operations. These rates are allocated based on occupied square footage.

Outyears revenue assumed: 8% and 5.3% increase from 2023-2024 to 2025-2026, and 2027-2028 respectively

Expenditure Notes:

Expenditure inflation assumptions are consistent with figures provided by PSB's BFPA guidance.

Last Updated 9/13/22 by Lana Imada (FMD) using data from PBCS and BFPA assumptions

**2023-2024 Executive Proposed Operating Budget
FMD PARKING FACILITIES (EN_A60150)**

Operating Budget Summary	Expenditures	Revenues	Reg FTE	TLT
2021-2022 Revised Budget	10,014,708	9,955,793	0.0	0.0
Base Budget Adjustments	0	1	0.0	0.0
Decision Package Adjustments	(3,511,038)	188,678	0.0	0.0
2023-2024 Executive Proposed Budget	6,503,670	10,144,472	0.0	0.0
2023-2024 Executive Proposed Ordinance	6,504,000	10,145,000	0.0	0.0

Notes

1. The 2021-2022 Revised Budget equals the 2021-2022 Adopted Biennial Budget plus all Adopted Supplementals as of the publication of this document.

2. Adjust base budget to remove 2021-2022 one-time changes including those related to pandemic response, annualize supplemental changes, and update personnel rates. Personnel budgets reflect projected 2023-2024 salary and benefit rates, current position classifications, and step/merit increases.

3. The Executive Proposed Budget is the sum of the Revised Budget, Base Budget Adjustments, and Decision Package Adjustments. All FTEs/TLTs are rounded to the nearest 1/10th of a position and in some cases, rounded numbers may not add up to the FTE/TLT totals in Executive Proposed. In the Executive Proposed Ordinance, expenditure and revenue totals are rounded up to the nearest 1,000 and FTEs and TLTs are rounded up to the maximum monthly FTEs/TLTs in the Biennium.

Decision Package Adjustment Detail	Expenditures	Revenues	Reg FTE	TLT
Direct Service Changes				
(DS_001) Goat Hill Garage Parking, Access and Revenue Control System (PARCS) Replacement Replace the existing PARCS at the Goat Hill garage due to existing equipment failure and lack of availability of replacement parts.	300,000	0	0.0	0.0
Technical Adjustments				
(TA_001) Parking Garage Operating Expenditures Fund the cost of operating and maintaining the Goat Hill, King Street Center, Chinook, King County Correctional Facility and Children and Family Justice Center garages.	416,112	0	0.0	0.0
(TA_002) General Fund Support Remove General Fund Support.	(4,000,000)	0	0.0	0.0
(TA_050) Revenue Adjustment Revise budgeted revenues to match current forecast.	0	188,678	0.0	0.0
Central Rate Adjustments	(227,150)	0	0.0	0.0
Total Decision Package Adjustments	(3,511,038)	188,678	0.0	0.0

**2023 - 2024 Proposed Financial Plan
FMD Parking Facilities / 000001415**

Category	2021-2022 Estimate	2023-2024 Executive Proposed	2025-2026 Projected	2027-2028 Projected
Beginning Fund Balance	1,089,116	152,804	(524,378)	(1,019,391)
Revenues				
Parking Revenues from General Fund County Agencies	4,406,098	4,317,984	4,542,519	4,783,273
Parking Revenues from Non-GF County Agencies	3,389,318	3,869,888	4,071,122	4,286,892
KC Payroll Deductions from KC Employees	73,831	1,001,600	1,053,683	1,109,528
Pay per use revenue collected on site	1,241,058	955,000	1,004,660	1,057,907
Interest	51,188			
Total Revenues	9,161,492	10,144,472	10,671,985	11,237,600
Expenditures				
Garage Operation Expenses (KC)	3,849,674	3,640,899	3,928,444	4,136,651
Garage Operation Expenses	1,823,660	2,562,771	2,696,035	2,838,925
FBOD's Central Rate	18,374			
Garage Equipment		300,000		
Total Expenditures	5,691,708	6,503,670	6,624,479	6,975,576
Estimated Underexpenditures				
Other Fund Transactions				
Total Other Fund Transactions				
GAAP Adj - Reversed Revenue collected from GF agencies	(4,406,098)	(4,317,984)	(4,542,519)	(4,783,273)
Ending Fund Balance	152,803	(524,378)	(1,019,391)	(1,540,640)
Reserves				
Rainy Day and Equipment Replacement Reserve at 3 %	170,751	197,911	198,734	209,267
Total Reserves	170,751	197,911	198,734	209,267
Ending Undesignated Fund Balance	(17,948)	(722,289)	(1,218,126)	(1,749,908)

Financial Plan Notes:

Revenue Notes:

Outyears revenue assumed: 5.2% increase in 2025-2026 and 5.3% increase in 2027-2028

Expenditure Notes:

Outyears revenue assumed: 5.2% increase in 2025-2026 and 5.3% increase in 2027-2028

Ending Balance:

The Parking Fund is a sub-fund within the General Fund. At the end of each year a GAAP (General Accepted Accounting Principles) adjustment is made to record the parking revenue collected from General Fund agencies as an expenditure reduction in the General Fund. Though parking fund revenues exceed expenditures through the 2027-2028 biennium the net zero General Fund and General Fund Parking Fund GAAP adjustment will cause the Parking Fund to have a negative ending balance in the 2021-2022 biennium and in subsequent biennia.

Last Updated 9/16/2022 by Sid Bender

**2023-2024 Executive Proposed Operating Budget
REAL ESTATE SERVICES (EN_A44000)**

Operating Budget Summary	Expenditures	Revenues	Reg FTE	TLT
2021-2022 Revised Budget	9,639,918	10,352,296	21.0	1.0
Base Budget Adjustments	688,903	0	0.0	0.0
Decision Package Adjustments	(325,071)	3,300,377	1.0	1.0
2023-2024 Executive Proposed Budget	10,003,750	13,652,673	22.0	2.0
2023-2024 Executive Proposed Ordinance	10,004,000	13,653,000	22.0	2.0

Notes

1. The 2021-2022 Revised Budget equals the 2021-2022 Adopted Biennial Budget plus all Adopted Supplementals as of the publication of this document.

2. Adjust base budget to remove 2021-2022 one-time changes including those related to pandemic response, annualize supplemental changes, and update personnel rates. Personnel budgets reflect projected 2023-2024 salary and benefit rates, current position classifications, and step/merit increases.

3. The Executive Proposed Budget is the sum of the Revised Budget, Base Budget Adjustments, and Decision Package Adjustments. All FTEs/TLTs are rounded to the nearest 1/10th of a position and in some cases, rounded numbers may not add up to the FTE/TLT totals in Executive Proposed. In the Executive Proposed Ordinance, expenditure and revenue totals are rounded up to the nearest 1,000 and FTEs and TLTs are rounded up to the maximum monthly FTEs/TLTs in the Biennium.

Decision Package Adjustment Detail	Expenditures	Revenues	Reg FTE	TLT
Direct Service Changes				
(DS_001) Real Property Agent - Sales and Acquisition Add a real property agent to work on sales, easements, and acquisition projects.	302,256	0	1.0	0.0
(DS_002) Real Property Agent - Franchise Add a TLT real property agent to assist with the negotiation and administration of franchise agreements.	302,256	0	0.0	1.0
(DS_004) Contract Professional Services Add funding to hire outside professional services for appraisal, arbitration and consulting services to aid in real estate functions.	100,000	0	0.0	0.0
Technical Adjustments				
(TA_002) Net Zero Adjustments Transfer budget to appropriate accounts.	0	0	0.0	0.0
(TA_050) Adjust revenue to match estimates.	0	3,300,377	0.0	0.0
(TA_111) Overtime Account Adjustment Adjust Overtime account for GWI.	744	0	0.0	0.0

**2023-2024 Executive Proposed Operating Budget
REAL ESTATE SERVICES (EN_A44000)**

Decision Package Adjustment Detail	Expenditures	Revenues	Reg FTE	TLT
(TA_113) Vacancy Rate Adjustment Capture salary savings from employee turnover, without reducing the FTE authority, to increase the accuracy of labor budgeting for this appropriation unit and provide greater transparency.	(96,000)	0	0.0	0.0
(TA_117) Strategic Sourcing Savings Capture savings from contracts strategically negotiated by Procurement.	(6,200)	0	0.0	0.0
Central Rate Adjustments	(928,126)	0	0.0	0.0
Total Decision Package Adjustments	(325,071)	3,300,377	1.0	1.0

CAP Summary by Fund

Budget: 2023-2024 Biennial, Scenario: Executive Proposed, Agency: All, Fund: 3310 LONG TERM LEASES, Cap Status: All, Is IT Proj? Both Yes and No

2023-2024 Biennial - Executive Proposed

3310 LONG TERM LEASES - Facilities Mgmt				
Project Number	Project Name Class Code	Tech Adj	FY23-24	Narratives
1039845	Long Term Lease Fund Default Project ADMIN		\$2,126,690	<p>Scope: This project serves an administrative function for the Long Term Lease Fund. Using the Long Term Lease Administrative fee central rate account 55144, the costs to administer the County lease program are calculated and included in each budget for agencies with leased space. The central rate revenue is collected in this project. The budget authority to spend the portion of the central rate collected to pay for vacant leased space is included in the Lease Parent project 1039895.</p> <p>Description of Budget Request: The \$2.1 million in requested appropriation covers the Facilities Management Division (FMD) Real Estate Services (RES) section and the associated staffing costs incurred in the FMD Internal Service Fund. The \$2.6 million in revenue is the total lease administration fee central rate amount less the lease administration cost for vacant leased space. This \$0.5 million amount for vacant space costs at the Graybar Building lease is budgeted as part of the Long Term Lease fund Lease Parent project to facilitate payment to the landlord.</p>
1039895	Long Term Lease Fund Parent Project PROGRAMMATIC		\$60,680,664	<p>Scope: This project will be used to pay lease costs for agencies leasing non-County space. Costs include base rent, operating costs, common area maintenance, amortized tenant improvements, and other miscellaneous costs included in the lease terms such as parking, storage, and direct utilities.</p> <p>Description of Budget Request: Funding for this project will be used to pay lease costs for agencies leasing non-County space. Costs include base rent, operating costs, common area maintenance, amortized tenant improvements, and other miscellaneous costs included in the lease terms such as parking, storage, and direct utilities.</p>
3310 - LONG TERM LEASES		Total	\$62,807,354	
Grand Total			\$62,807,354	

**2023-2024 Capital Financial Plan
LONG TERM LEASE FUND / 00003310**

Capital Improvement Program (CIP) Budget

	2021-2022 Estimated Ending Balance (Biennium ITD Balance)	2023-2024 Executive Proposed	2023-2024 Total (Balance + Budget)	2025-2026 Projected	2027-2028 Projected
Capital Budget Revenue Sources:					
Interfund Rent	20,382,034	60,154,761	80,536,795	85,115,833	89,371,625
Lease Administration Fee Collection		2,652,593	2,652,593	2,785,223	2,924,484
Total Capital Revenue	\$ 20,382,034	\$ 62,807,354	\$ 83,189,388	\$ 87,901,056	\$ 92,296,108
Capital Appropriation:					
Carryover Budget for Lease Payments	20,382,034		20,382,034		
Lease Payments		60,680,664	60,680,664	85,115,833	89,371,625
Administration Fee Disbursements		2,126,690	2,126,690	2,233,025	2,344,676
Total Capital Appropriation	\$ 20,382,034	\$ 62,807,354	\$ 83,189,388	\$ 87,348,858	\$ 91,716,301

CIP Fund Financial Position

	2021-2022 Biennial-to-Date Actuals As of 3/31/22	2021-2022 Estimated	2023-2024 Biennial-to-Date Actuals	2023-2024 Executive Proposed	2025-2026 Projected	2027-2028 Projected
Beginning Fund Balance	(4,034,114)	(4,034,114)	-	1,059,537	1,585,440	2,137,638
Capital Funding Sources						
Interfund Rent	26,135,375	38,861,014		80,536,795	84,563,635	88,791,816
LTLF Administration Fee Collection	1,666,961	2,621,744		2,652,593	2,785,223	2,924,484
LTLF Admin Fee Distribution (ISF/RES)		(2,222,604)				
COVID Reimbursement	4,204,854	33,195,547	-			
COVID Accruals & Reversals	(8,848,449)					
Retail Lease Rent	44,616	19,692				
Total Capital Revenue	\$ 23,203,357	\$ 72,475,393	\$ -	\$ 83,189,388	\$ 87,348,857	\$ 91,716,300
Capital Expenditures						
Lease Payments	25,666,176	37,992,881		80,536,795	84,563,635	88,791,816
COVID Lease Payments	18,798,331	29,161,433				
Administration Fee Disbursements		227,428		2,126,690	2,233,025	2,344,676
Total Capital Expenditures	\$ 44,464,508	\$ 67,381,742	\$ -	\$ 82,663,485	\$ 86,796,659	\$ 91,136,492
Other Fund Transactions						
Ending Fund Balance	(25,295,264)	1,059,537	\$ -	1,585,440	2,137,638	2,717,446
Ending Fund Balance designated to current projects*						
Reserves						
Total Reserves	0	0	0	0	0	0
Projected Shortfall	25,295,264	-	-	-	-	-
Ending Undesignated Fund Balance	0	\$ 1,059,537	-	\$ 1,585,440	\$ 2,137,638	\$ 2,717,446

Financial Plan Notes

CIP Budget Notes:

All financial plans have the following assumptions, unless otherwise noted in below rows.
 2021-2022 Estimated Ending Balance column reflects the best estimate of the inception to date budget balances and actual balances after 2021 is closed.
 2023-2024 Proposed Budget is consistent with PIC for 2023-2024 Executive Proposed Budget.
 2023-2024 Total Budget sums the Estimated Ending Balance Budget and the 2023-2024 Budget.
 Outyear revenue and expenditure budget assumptions tie to the outyears of the Ordinance Attachment by Fund report in PIC, with exceptions explicitly noted.

Revenue Notes:

Revenues shown are equal to the budgeted expenditure. Revenues include new revenue and fund balance designated to projects.

Appropriation Notes:

Adjustments will be made in Final Adopted so that the outyear revenues and appropriation balance

CIP Fund Financial Position:

All financial plans have the following assumptions, unless otherwise noted in below rows.
 Biennial to Date (BTD) expenditures and revenue reflect EBS totals for budgetary accounts as of the most recent closed month.
 2021-2022 Actuals reflect 2021-2022 amounts in EBS.
 2021-2022 Estimated column reflects the best estimate for the biennium based on actuals and should be informed by the fund's spending plan.
 Outyear revenue projections and expenditure estimates are based on the most recent projections and reflect current project plans.

Revenues Notes:

Prior to the 2023-2024 biennium the Lease Administration Fee revenue to be allocated to the FMD Internal Service Fund and the Real Estate Service operating budget was transferred administratively and was shown as a negative revenue collection. In the 2023-2024 biennium the transfer is implemented using Administrative Fee Distribution budget authority in the Long Term Lease Fund.

Expenditure Notes:

The forecast 2021-2022 biennial underexpenditure budget is carried over into the 2023-2024 biennial budget.

Reserve Notes:

CAP Summary by Fund

Budget: 2023-2024 Biennial, Scenario: Executive Proposed, Agency: All, Fund: 3421 MAJOR MAINTENANCE RESERVE SUBFUND, Cap Status: Approved, Is IT Proj? Both Yes and No

2023-2024 Biennial - Executive Proposed

3421 MAJOR MAINTENANCE RESERVE SUBFUND - Facilities Mgmt				
Project Number	Project Name Class Code	Tech Adj	FY23-24	Narratives
1039667	DES FMD MMRF DEBT SERVICE ADMIN	✓	(\$51,878)	Scope: Project has been completed. Description of Budget Request: Project is complete and remaining budget is adjusted to close project.
1039692	DES FMD ORCAS PARKING LOTS STANDALONE	✓	\$603	Scope: Project has been completed. Description of Budget Request: The project has been completed and the remaining budget is adjusted to close the project.
1039733	DES FMD DC ISSAQUAH FRE ALARM STANDALONE	✓	\$68	Scope: Project has been completed. Description of Budget Request: Project is complete and remaining budget is adjusted to close project.
1040802	DES FMD TRNSR MMRF TO FND 3951 ADMIN	✓	(\$412,639)	Scope: Project has been completed. Description of Budget Request: Project is complete and remaining budget is adjusted to close project.
1046003	DES FMD DC ISSAQUAH TERML N PK STANDALONE	✓	\$76,975	Scope: Project has been completed. Description of Budget Request: Project is complete and remaining budget is adjusted to close project.
1046370	DES FMD KCCH WINDOW RPR PH 2 DES FMD CH WINDOW RPR PH 1 CON	✓	\$4,954	Scope: Project has been completed. Description of Budget Request: Project is complete and remaining budget is adjusted to close project.
1114354	DES FMD KCCH COMMUNICATION S & SECURITY - EDC STANDALONE	✓	\$9,869	Scope: Project has been completed. Description of Budget Request: The project has been completed and the remaining budget is adjusted to close the project.
1114357	DES FMD NE DC ELECTRICAL SERVICE AND DISTRIBUTION STANDALONE	✓	\$1,051	Scope: Project has been completed. Description of Budget Request: Project is complete and remaining budget is adjusted to close project.
1114364	DES FMD KCCF EXTERIOR DOORS STANDALONE	✓	\$846	Scope: Project has been completed. Description of Budget Request: Project is complete and remaining budget is adjusted to close project.
1114366	DES FMD RECORDS WAREHOUSE DX UNITS REPLACEMENT STANDALONE	✓	\$1,730	Scope: The project has been completed. Description of Budget Request: The project has been completed and the remaining budget is adjusted to close the project.

CAP Summary by Fund

Budget: 2023-2024 Biennial, Scenario: Executive Proposed, Agency: All, Fund: 3421 MAJOR MAINTENANCE RESERVE SUBFUND, Cap Status: Approved, Is IT Proj? Both Yes and No

2023-2024 Biennial - Executive Proposed

1114379	DES FMD MRJC DET DSTRIBUTION (MUA 5) STANDALONE	✓	(\$10,917)	Scope: The project has been completed. Description of Budget Request: The project has been completed and the remaining budget is adjusted to close the project.
1116697	DES FMD PH EASTGATE FLOOR FIN STANDALONE	✓	\$180	Scope: Project has been completed. Description of Budget Request: Project is complete and remaining budget is adjusted to close project.
1116700	DES FMD KCCF LIGHT BRNCH WIRE STANDALONE	✓	\$4,850	Scope: The project has been completed. Description of Budget Request: The project has been completed and the remaining budget is adjusted to close the project.
1116716	DES FMD DET BLDG POD F HVAC STANDALONE	✓	(\$33,925)	Scope: At the MRJC Detention Building's Pods F, G, H and I, provide HVAC improvements. Description of Budget Request: The project has been completed and the remaining budget is adjusted to close the project.
1116872	DES FMD KCCF SEC CAM RENEW STANDALONE	✓	\$27,386	Scope: The project has been completed. Description of Budget Request: The project has been completed and the remaining budget is adjusted to close the project.
1117645	DES FMD KCCH WINDOW REP PH 3 CONST DES FMD CH WINDOW RPR PH 1 CON	✓	(\$74,841)	Scope: The project has been completed. Description of Budget Request: Project is complete and remaining budget is adjusted to close project.
1121954	DES FMD CW CIP PROGRAM SUPPORT ADMIN	✓	(\$30)	Scope: The project has been completed. Description of Budget Request: Project is complete and remaining budget is adjusted to close project.
1121957	DES FMD KCCF ELEVATORS LIFTS STANDALONE	✓	(\$2,147)	Scope: The project has been completed. Description of Budget Request: The project has been completed and the remaining budget is adjusted to close the project.
1121997	DES FMD AD BLDG ROOF COVERINGS STANDALONE	✓	(\$97,770)	Scope: The project has been completed. Description of Budget Request: The project has been completed and the remaining budget is adjusted to close the project.
1122219	DES FMD KSC FLOOR AND WALL FIN STANDALONE	✓	\$17,799	Scope: Project has been completed. Description of Budget Request: Project is complete and remaining budget is adjusted to close project.
1124127	DES FMD MRJC COOLING TOWERS STANDALONE	✓	\$876	Scope: The project has been completed. Description of Budget Request: The project has been completed and the remaining budget is adjusted to close the project.

CAP Summary by Fund

Budget: 2023-2024 Biennial, Scenario: Executive Proposed, Agency: All, Fund: 3421 MAJOR MAINTENANCE RESERVE SUBFUND, Cap Status: Approved, Is IT Proj? Both Yes and No

2023-2024 Biennial - Executive Proposed

1124129	DES FMD ADMIN BLDG HEATING AND COOLING COILS STANDALONE	✓	(\$5,202)	Scope: Project has been completed. Description of Budget Request: Project is complete and remaining budget is adjusted to close project.
1124132	DES FMD KCCF ROOF OPENINGS STANDALONE	✓	(\$3,175)	Scope: The project has been completed. Description of Budget Request: The project has been completed and the remaining budget is adjusted to close the project.
1124133	DES FMD BD EVDNCE WHSE PRK LTS PROGRAMMATIC	✓	\$31,037	Scope: The project has been completed. Description of Budget Request: The project has been completed and the remaining budget is adjusted to close the project.
1124134	DES FMD BD EVIDENCE FIRE ALRM STANDALONE	✓	(\$36,577)	Scope: The project has been completed. Description of Budget Request: The project has been completed and the remaining budget is adjusted to close the project.
1124143	DES FMD PRCT 3 MV TSTG/BAL STANDALONE	✓	(\$1,785)	Scope: The project has been completed. Description of Budget Request: The project has been completed and the remaining budget is adjusted to close the project.
1124161	DES FMD MRJC DET COOL GEN SYS STANDALONE	✓	(\$59,152)	Scope: The project has been completed and the remaining budget is adjusted to close the project. Description of Budget Request: The project has been completed and the remaining budget is adjusted to close the project.
1124165	DES FMD AB PED PAVING - PLAZA STANDALONE	✓	(\$2,433)	Scope: The project has been completed. Description of Budget Request: The project has been completed and the remaining budget is adjusted to close the project.
1124169	DES FMD MRJC CRTHS SECURITY STANDALONE	✓	(\$163,130)	Scope: The project has been completed and the remaining budget is adjusted to close the project. Description of Budget Request: The project has been completed and the remaining budget is adjusted to close the project.
1124471	DES FMD RECORDS WHSE ROOF CVR STANDALONE	✓	(\$577)	Scope: The project has been completed and the remaining budget is adjusted to close the project. Description of Budget Request: The project has been completed and the remaining budget is adjusted to close the project.
1124568	DES FMD PRCT 3 MV FLD RPT CXA STANDALONE	✓	(\$49,607)	Scope: The project has been completed and the remaining budget is adjusted to close the project. Description of Budget Request: The project has been completed and the remaining budget is adjusted to close the project.

CAP Summary by Fund

Budget: 2023-2024 Biennial, Scenario: Executive Proposed, Agency: All, Fund: 3421 MAJOR MAINTENANCE RESERVE SUBFUND, Cap Status: Approved, Is IT Proj? Both Yes and No

2023-2024 Biennial - Executive Proposed

1127423	DES FMD MMRF SCAP STANDALONE	✓	\$1,491	Scope: Project has been completed. Description of Budget Request: The project has been completed and the remaining budget is adjusted to close the project.
1129710	DES FMD MMRF 24/7 FACILITY GROUP-MAJOR REPAIR AND RENEWAL OF BLDG. SYSTEMS PROGRAMMATIC		\$15,205,618	Scope: This project is a master project that includes the facilities operated by the Facilities Management Division on a twenty four, seven day a week schedule. The facilities in this category are jail facilities and the emergency communication center. The project is budgeted on a master project basis to allow flexibility to move budget among sub-projects as needed to quickly address critical emergent needs at these high priority facilities. Description of Budget Request: The \$15.2 million budget for this request is based on the individual project estimates of four sub-projects prioritized to begin in 2023. These projects are located in the following King County facilities operated on a 24 hour, 7 day week schedule: King County Correctional Facility, Maleng Regional Justice Center, and the Regional Communications and Emergency Control Center (RCECC).
1129776	DES FMD POLICE BARCLAY DEAN EVIDENCE WHSE D5010 ELECTRICAL AND DISTRUBUTION STANDALONE	✓	\$1,981	Scope: Barclay Dean Building Electrical and Distribution - This project will repair Deficiencies in electrical subsystem in Police Barclay Dean Evidence storage building: 1) Replace existing Main Distribution Panel, 2) Install new battery-back egress and exit lighting, 3) Replace existing plastic multi-outlet strips serving security and HVAC controls plug in low voltage transformers with permanent receptacles and straps to keep plugs in place, 4) Load test generator and provide any required maintenance, verify battery charger is functioning properly, replace if required, verify generator cover is not leaking from rust areas. Description of Budget Request: The project has been completed and the remaining budget is adjusted to close the project.
1129786	DES FMD ADMIN. BLDG. D5031 FIRE ALARM SYSTEMS STANDALONE	✓	\$78,817	Scope: Life cycle Renewal and upgrade of existing Admin Bldg. fire alarm system, to the 2015 Fire Systems Standard. Including all devices and panels and mass notification on existing wiring. Existing panels are MXL models which will not have manufacturer support after Oct. 2018 The project has been completed. Description of Budget Request: Project is complete and remaining budget is adjusted to close project.
1129788	DES FMD BLACK RIVER OFFICE BLDG. D3050 TERMINAL AND PACKAGE UNITS STANDALONE	✓	\$1,103	Scope: Black River Office Building Terminal and Package Units - This project will perform functional testing of fan boxes, test & balance system, replace non-functioning fan boxes & VAV boxes, upgrade controls, commission systems in the Black River Office building. This project has been completed. Description of Budget Request: The project has been completed and the remaining budget is adjusted to close the project.

CAP Summary by Fund

Budget: 2023-2024 Biennial, Scenario: Executive Proposed, Agency: All, Fund: 3421 MAJOR MAINTENANCE RESERVE SUBFUND, Cap Status: Approved, Is IT Proj? Both Yes and No

2023-2024 Biennial - Executive Proposed

1129791	DES FMD ADMIN BLDG. D3049 FANS AND AIR HANDLING UNITS STANDALONE	✓	(\$45,030)	Scope: Administration Building Fans and Air Handling Units - Service and Repair the original Administration Building's Central HVAC hot and cold deck utility fan system (2 fans), the fan and air handling unit fans (2 Supply fans, 1 Return and 2 Exhaust fans),Replace all pneumatic controls, provide Testing and Balancing of fans. Description of Budget Request: The project has been completed and the remaining budget is adjusted to close the project.
1129793	DES FMD BLACK RIVER OFFICE BLDG. B3010 ROOFING AND EXTERIOR CLADDING STANDALONE	✓	\$1,811	Scope: Black River Building Roofing Replacement and Exterior - Project includes replacement of roof and repairs of exterior wall cladding. Existing roof is 27 years old, has been patched extensively, and is well beyond its useful life. Cladding needs cleaning, sealing, and repairs of numerous holes and other damage. Description of Budget Request: The project has been completed and the remaining budget is adjusted to close the project.
1131412	DES FMD MMRF KCCF SHOWER & DAYROOM LIGHTING WIRING/FIXTURES STANDALONE	✓	(\$44,389)	Scope: MMRF KCCF Shower and Dayroom - This project includes tenant improvements for the KCCF shower areas and dayroom. Description of Budget Request: The project has been completed and the remaining budget is adjusted to close the project.
1131413	DES FMD MMRF KCCF EMERGENCY LEAK DETECTION STANDALONE	✓	\$195	Scope: This project repairs a generator leak at the KCCF. Description of Budget Request: The project has been completed and the remaining budget is adjusted to close the project.
1133655	DES FMD MMRF CHINOOK HVAC REPAIRS STANDALONE	✓	(\$204,177)	Scope: Provide repairs to HVAC system to restore designed capacity. Using data and evaluations from phase one 2017 repairs, tests and studies, provide corrections to deficiencies including; Minor repairs to 155 VAV boxes, replace flow straighteners at RTU fan wall, replace defective fan motors. Includes TAB, Admin & OE support hours. The project has been completed. Description of Budget Request: Project is complete and remaining budget is adjusted to close project.
1134407	DES FMD MMRF ADMIN BLDG GENERATOR STUDY JH STANDALONE	✓	(\$8,328)	Scope: Admin Building Study - Test and assess existing generator to determine remaining useful life. Evaluate feasibility and determine costs associated with needed upgrades or replacements. Description of Budget Request: The project has been completed and the remaining budget is adjusted to close the project.

CAP Summary by Fund

Budget: 2023-2024 Biennial, Scenario: Executive Proposed, Agency: All, Fund: 3421 MAJOR MAINTENANCE RESERVE SUBFUND, Cap Status: Approved, Is IT Proj? Both Yes and No

2023-2024 Biennial - Executive Proposed

1134409	DES FMD MMRF BARCLAY DEAN SECURITY UPGRADES STANDALONE	✓	(\$118,061)	Scope: Replace outdated access control card readers and cameras with new current standard specification equipment, update access control panel and software, and consolidate inputs to headend equipment. Associated and ancillary work includes opening and closing suspended ceilings, drywall repairs, door hardware modifications, and general electrical work. Description of Budget Request: Project is complete and remaining budget is adjusted to close project.
1134430	DES FMD MMRF KSC ELEVATOR MACHINE ROOM COLLING UNITS REPLACEMENT STANDALONE	✓	(\$9,875)	Scope: King Street Center Elevator Machine Room - Replace aging cooling units with new cooling units to provide adequate cooling air to Elevator Machine Room. Description of Budget Request: The project has been completed and the remaining budget is adjusted to close the project.
1139464	DES FMD MMRF BUDGET PREP 22 STANDALONE	✓	(\$400,000)	Scope: MMRF Budget Prep 22 - This project will fund FMD capital projects staff and consultants to develop CIP estimates for the 23-24 budget cycle. For planning purposes a budget placeholder amount is entered for the subsequent biennia until the projects are identified in subsequent budget processes. Description of Budget Request: Project is complete and remaining budget is adjusted to close project.
1139465	DES FMD MMRF BUILDING SURVEY STANDALONE		\$157,723	Scope: MMRF Building Survey - This project will be used to survey FMD building to determine the condition of the building components that will be used to update the facility condition assessment database. Approximately 1/3 of the building will be surveyed as part of this budget cycle. Future phases in the following budget cycles will survey the remainder of the building. Description of Budget Request: 1. Procure FCA survey and data management team 2. Following the methods, standards and data base adopted in King County's 2011 Facility Condition Assessment, re-assess the condition of 24 facilities. 3. Review completed project lists and interview KC PMs to confirm extent of past renewals. 4. Update King County's FCA database and reports with current conditions and completed projects. EXCLUSIONS ; Data integration with Unifier or Maximo. HVAC asset inventory. KC Staff training.
1139509	DES FMD MMRF ARCHIVES BUILDING FIRE ALARM STANDALONE	✓	(\$2,175)	Scope: Archives Building Fire Alarm - This project will replace the existing fire alarm system at the Archives Building with a new fire alarm system including panels and field devices that meet current codes. Description of Budget Request: The project has been completed and the remaining budget is adjusted to close the project.

CAP Summary by Fund

Budget: 2023-2024 Biennial, Scenario: Executive Proposed, Agency: All, Fund: 3421 MAJOR MAINTENANCE RESERVE SUBFUND, Cap Status: Approved, Is IT Proj? Both Yes and No

2023-2024 Biennial - Executive Proposed

1139544	DES FMD MMRF MRJC HVAC/ ELECT SYSTEM REPL STANDALONE		\$44,467,564	<p>Scope: MRJC HVAC / Elect System Replacement - This project will renovate the HVAC system at the MRJC Detention, Parking Garage and Courthouse. In addition, electrical panels will also be replace as needed to support the new mechanical equipment. This project will be completed in phases to insure the buildings remain operational during the installation.</p> <p>Description of Budget Request: This \$44.5 million in requested appropriation supports the implementation phase of the Maleng Regional Justice Center (MRJC) infrastructure upgrades to the HVAC and the replacement of the electrical system. This project will renovate the HVAC system at the MRJC Detention, Parking Garage and Courthouse. In addition, electrical panels will also be replaced as needed to support the new mechanical equipment. This project will be completed in phases to insure the buildings remain operational during the installation.</p>
3421 - MAJOR MAINTENANCE RESERVE SUBFUND Total			\$58,256,707	
Grand Total			\$58,256,707	

2023-2024 Capital Financial Plan Major Maintenance Reserve Fund / 000003421

Capital Improvement Program (CIP) Budget

	2021-2022 Estimated Ending Balance (Biennium ITD Balance)	2023-2024 Executive Proposed	2023-2024 Total (Balance + Budget)	2025-2026 Projected	2027-2028 Projected
Capital Budget Revenue Sources					
24/7 Facility	5,821,824	15,205,618	21,027,442	14,838,057	16,321,863
Bond Funded	16,925,721	44,467,564	61,393,285		
Insurance Settlement	5,289,842		5,289,842		
Other Projects	3,671,625	(1,416,480)	2,255,145		
Total Capital Revenue	\$ 31,709,013	\$ 58,256,702	\$ 89,965,715	\$ 14,838,057	\$ 16,321,863
Capital Appropriation:					
24/7 Facility	5,821,824	15,205,618	21,027,442	14,838,057	16,321,863
Bond Funded	16,925,721	44,467,564	61,393,285		
Other Projects	8,961,468	(1,416,480)	7,544,988		
Total Capital Appropriation	\$ 31,709,013	\$ 58,256,702	\$ 89,965,715	\$ 14,838,057	\$ 16,321,863

CIP Fund Financial Position

	2021-2022 Biennial-to- Date Actuals	2021-2022 Estimated	2023-2024 Biennial-to-Date Actuals	2023-2024 Proposed	2025-2026 Projected	2027-2028 Projected
Beginning Fund Balance	19,059,397	19,059,398	-	2,016,969	7,453,566	8,213,847
Capital Funding Sources						
24/7 Facility	1,840,375	5,821,824		38,205,618	15,965,899	16,764,194
Bond Funded	174,279	174,279		61,893,285		-
Other Facilities	9,711,074	8,961,468		(1,416,475)		-
						-
						-
Total Capital Revenue	\$ 11,725,729	\$ 14,957,571	\$ -	\$ 98,682,428	\$ 15,965,899	\$ 16,764,194
Capital Expenditures						
24/7 Facility	23,177,402	26,326,179		27,194,742	15,205,618	15,965,899
Bond Funded	49,783	97,027		61,467,564		-
Other Facilities	4,434,083	5,206,185		4,583,525		-
Administration	12,424	48,775		-		-
Contingency	302,453	321,834				-
Total Capital Expenditures	\$ 27,976,146	\$ 32,000,000	\$ -	\$ 93,245,831	\$ 15,205,618	\$ 15,965,899
Other Fund Transactions						
Ending Fund Balance	2,808,980	2,016,969	\$ -	7,453,566	8,213,847	9,012,142
Ending Fund Balance designated to current projects*		\$ -	\$ -	\$ -	\$ -	\$ -
Reserves						
Fund Monitoring Adjustments		2,016,969		7,453,566	8,213,847	9,012,142
Total Reserves	\$ -	\$ 2,016,969	\$ -	\$ 7,453,566	\$ 8,213,847	\$ 9,012,142
Projected Shortfall						
Ending Undesignated Fund Balance	\$ 3,163,509	0	-	0	0	0

Financial Plan Notes

CIP Budget Notes:

All financial plans have the following assumptions, unless otherwise noted in below rows.

Revenue Notes:

Appropriation Notes:

CIP Fund Financial Position:

All financial plans have the following assumptions, unless otherwise noted in below rows.

Revenues Notes:

Expenditure Notes:

Reserve Notes:

The Fund Monitoring Adjustments are a combination of project cancellations or revenue increases averaging \$2.6 million per biennium through the end of the 2027-2028 biennium.

Financial plan updated by Sid Bender 9/18/22

CAP Summary by Fund

Budget: 2023-2024 Biennial, Scenario: Executive Proposed, Agency: All, Fund: 3951 BUILDING REPAIR AND REPLACEMENT SUBFUND, Cap Status: Approved, Is IT Proj? Both Yes and No

2023-2024 Biennial - Executive Proposed

3951 BUILDING REPAIR AND REPLACEMENT SUBFUND - Facilities Mgmt				
Project Number	Project Name Class Code	Tech Adj	FY23-24	Narratives
1046373	DES FMD BR&R-NEW PROJECTS DEFT ADMIN	✓	(\$8,966)	Scope: Project has been completed. Description of Budget Request: Project is complete and remaining budget is adjusted to close project.
1116485	DES FMD E911 & EMS TI DESIGN PROGRAMMATIC	✓	(\$19,816)	Scope: Dis-appropriated - project complete. Description of Budget Request: Dis-appropriated - project complete.
1122048	DES FMD AFIS PROPERTY MANAGEMENT UNIT PLANNING STANDALONE	✓	(\$564,521)	Scope: AFIS Property Management Unit Relocation - This project includes the design and construction of a new latent fingerprint processing laboratory for the King County Regional Automated Fingerprint Identification System (AFIS) at the County's Blackriver Building. Description of Budget Request: Project is complete and remaining budget is adjusted to close project.
1123604	DES FMD KCCH BATHROOM ADA PROJECT STANDALONE	✓	(\$1,360)	Scope: Dis-appropriation request - project complete. Description of Budget Request: Dis-appropriation request - project complete.
1124202	DES FMD BRR EMERGENT NEED-EXISTING PROJECTS STANDALONE		\$131,732	Scope: This project budget in the Building Repair and Replacement Fund is available on the occasion that an existing capital project has additional costs that were not anticipated at the time of the original project cost estimate and budget approval. In compliance with King County Code this administrative project common to most King County capital funds allows for an administrative budget transfer to the project in need of additional budget. Description of Budget Request: This \$131,732 in requested appropriation will supplement the existing emergent need project budget to be available to supplement the budget of other projects that are being implemented at higher cost than originally budgeted. This is particularly important during the upcoming biennium when construction costs are anticipated to continue to increase at a significant rate. This project is also used to show a preliminary estimate of resources available for new projects to be identified and prioritized for the 2025-2026 and 2027-2028 biennia. This placeholder amount of \$3 million will be removed from this project and allocated to the new projects during the development of future biennial budgets.
1130262	DES FMD KC SO SHOOTING RANGE LEAD REMEDIATION STANDALONE	✓	(\$75,966)	Scope: KCSO Shooting Range Remediation - The scope of this project includes: 1) Cleanup lead of contaminated soil from area around backstop and restoration of the surrounding ground surface, 2) removal and disposal of two Conex boxes & contents from behind backstop area, 3) removal of contaminated ditch sediments & restoration of ditch. Other assumptions are that the cleanup would be conducted as a maintenance activity and not a cleanup action under MTCA, and that grading permit would not be needed. Description of Budget Request: Dis-appropriate - project complete.

CAP Summary by Fund

Budget: 2023-2024 Biennial, Scenario: Executive Proposed, Agency: All, Fund: 3951 BUILDING REPAIR AND REPLACEMENT SUBFUND, Cap Status: Approved, Is IT Proj? Both Yes and No

2023-2024 Biennial - Executive Proposed

1131904	DES FMD NJB (9TH AND JEFFERSON BUILDING FLOOD DAMAGE REPAIRS) ELECTRICAL REPAIRS STANDALONE	✓	(\$17,684,164)	<p>Scope: Work of this project includes but is not limited to engineering, design, permitting, construction and commissioning all to replace water impacted normal and emergency power systems and distribution, fire alarms system components, security and access control system components, elevator operating controls, and other impacted building systems. Work also include associated work required to implement this project including but not limited to the provision of temporary Emergency Power supply to the 9th and Jefferson Building, Maleng Building, East Hospital and other affected facilities while the existing emergency power system are replaced and or repaired.</p> <p>Description of Budget Request: This \$17.5 million in requested diappropriation is proposed because the project was completed at significant less cost than originally anticipated. The worst case scenario estimate of \$28.2 million was proposed and approved due to the complexity of the infrastructure replacement and the necessity of zero interruption to the electrical power provision at the Harborview Medical Center. The project was completed successfully to all parties satisfaction for only \$10.5 million of the original budget of \$28.2 million.</p>
1131961	DES FMD DCHS WORKSOURCE TENANT IMPROVEMENTS STANDALONE	✓	(\$172,599)	<p>Scope: The purpose of this project is to reduce DCHS' leasing expenses of Renton WorkSource by downsizing their square footage in leased space; to increase focus on their YouthSource services and become a Youth Affiliate; improve their customer flow through space design; and retain their Workforce Development Council certification.</p> <p>Description of Budget Request: Dis-appropriate - project complete.</p>
1132306	DES FMD KCIT RADIO IN-BUILDING CONVERSION STANDALONE		\$55,570	<p>Scope: At the KCCH & MRJC (courthouse & detention), the in-building radio system is obsolete and needs to be replaced – devices & wiring.</p> <p>Description of Budget Request: The \$55,570 budget request funds closing costs and remaining invoice payments in preparation for project close-out.</p>
1132352	DES FMD BR&R YESLER 7 FLOOR IT INFRASTRUCTURE STANDALONE	✓	(\$409,792)	<p>Scope: This project results in the installation of information technology infrastructure to serve increased KCIT and PSERN project use of the 7th floor of the Yesler Building.</p> <p>Description of Budget Request: This \$400,000 in requested disappropriation is made possible by the project work being completed with less than budget than originally anticipated.</p>
1132641	DES FMD ARCHIVES BLDG TI'S STANDALONE		\$158,000	<p>Scope: This project includes the design and construction of improvements for Archives building to accommodate 5 year projection of space needs for 34,000 additional archive boxes and 4,500 square feet of office space. The tenant improvements include relocation of office space, installation of energy efficient lighting and improved access to restroom facilities for employees and the general public.</p> <p>Description of Budget Request: This \$158,000 of requested appropriation supports cost increases for the Archive building construction project and the payment of remaining invoices and other close-out costs incurred prior to closure of the project in the accounting system.</p>

CAP Summary by Fund

Budget: 2023-2024 Biennial, Scenario: Executive Proposed, Agency: All, Fund: 3951 BUILDING REPAIR AND REPLACEMENT SUBFUND, Cap Status: Approved, Is IT Proj? Both Yes and No

2023-2024 Biennial - Executive Proposed

1132642	DES FMD RECORDS RELOCATION STANDALONE	✓	(\$75,352)	Scope: At a leased facility provide interior tenant improvements in a leased 86,000 SF warehouse facility to house the KC Records Center inventory to be moved from the existing county owned location. Assumes mechanical and fire suppression systems are already installed in the facility and are to remain as is. Work to include: 1,200 sf office partitions, finishes, data and electrical. High volume FFE shelving, FMD security electronics, warehouse wire partitioning. KCWAN network and telecomm. Relocation of 104,000 records boxes by moving vendor. Description of Budget Request: Project is complete and remaining budget is adjusted to close project.
1133704	DES FMD GH GARAGE SEC CAMERAS STANDALONE	✓	\$5,738	Scope: Enhance camera surveillance system for the Goat Hill garage. The scope of work is to install 34 cameras and one video recorder in the Goat Hill garage. There are currently several areas in the garage where video surveillance is not available. Installing these cameras will provide an additional layer of security for the garage, employees, and visitors. Description of Budget Request: Dis- appropriation - project completed.
1133705	DES FMD KSC GARAGE SEC CAMERAS STANDALONE	✓	(\$6,808)	Scope: Enhance camera surveillance system for the King Street Center garage. The scope of work is to install 12 cameras and one video recorder in the King Street Center garage. There are currently several areas in the garage where video surveillance is not available. Installing these cameras will provide an additional layer of security for the garage, employees, and visitors. Description of Budget Request: Dis-appropriate - project complete.
1133706	DES FMD AFIS KCCH TO BLCKRIVER STANDALONE	✓	(\$225,108)	Scope: This project includes relocating the King County Regional AFIS Program from their current location on floor 1A of the King County Courthouse to the County's Blackriver Building in Renton. Description of Budget Request: Project is complete and remaining budget is adjusted to close project.
1134618	DES FMD KCIA TERMINAL BLDG TI STANDALONE	✓	(\$741,022)	Scope: Remodel 3,450 square feet to relocate KCIA staff from the Arrivals Building to the Terminal Building per the RS&H Refined Option 1 Design Report. Description of Budget Request: The \$0.7 million proposed disappropriation for this project, which has been postponed for a number of years, will allow for facility need reassessment, and if necessary, will be repropoed in a subsequent budget ordinance with an updated scope, cost estimate, schedule and project delivery option.
1134621	DES FMD KCCF WEST WING STUDY STANDALONE	✓	(\$127,313)	Scope: The project is a utilization study of the KCCF West Wing. Potential tenants to be evaluated include: 1.) Work Education Release program, 2.) Community Corrections, 3.) Arraignement Court, 4.) CCAP, and 5.) Transitional Housing. Description of Budget Request: This \$127,313 disappropriation request is proposed because no further work is scheduled regarding long term plans for the King County Correctional Facility West Wing.

CAP Summary by Fund

Budget: 2023-2024 Biennial, Scenario: Executive Proposed, Agency: All, Fund: 3951 BUILDING REPAIR AND REPLACEMENT SUBFUND, Cap Status: Approved, Is IT Proj? Both Yes and No

2023-2024 Biennial - Executive Proposed

1134629	King County consolidated warehouse phase 2 PROGRAMMATIC	✓	(\$238,353)	Scope: Provide interior Tenant Improvements in leased warehouse and relocate additional warehouse Tenants. Construction includes 1200 sf office and bathroom fixtures & finishes, data cable, HVAC & electrical. High stack pallet racking, FMD security electronics, warehouse wire partitioning. Landlord to perform design and construction. Provides storage racking for BSS Stores, elections ballots, Dept Public Defense records and Archival dark storage. Relocation of Bldg Services Stores and Health inventories. Description of Budget Request: Project is complete and remaining budget is adjusted to close project.
1135008	DES FMD PUBLIC HEALTH DOWNTOWN SEATTLE DENTAL STANDALONE	✓	\$4,732	Scope: The scope of the Downtown Public Health Clinic has been changed, re-estimated and proposed in a separate project in the 2021-2022. This project is replaced by the revised Downtown Public Health Clinic. Description of Budget Request: Dis-appropriate - project complete.
1135009	DES FMD PUBLIC HEALTH RENTON DENTAL CLNIC STANDALONE	✓	(\$57,558)	Scope: Dental Equipment installation at Renton Public Health. Description of Budget Request: Dis-appropriate - project complete.
1137256	DES FMD KCCF WEST WING RECONFIGURE STANDALONE		(\$3,893,301)	Scope: Reconfigure space and open new entries for the second floor of the KCCF West Wing to facilitate the proposed High Barrier population program. Description of Budget Request: This \$3.9 million disappropriation request if proposed because the King County Corrections Facility was found to be unsuitable for the delivery of the High Barrier Population program.
1137257	DES FMD KCCH SUPERIOR COURT VIDEO OPTN PROGRAMMATIC		(\$1,099,029)	Scope: Project to implement a video court option to improve safety of the arraignment court on the 12th floor of the King County Courthouse. Description of Budget Request: The \$1.1 million disappropriation is proposed because the project has been completed with remaining balance.
1137302	DES FMD BRR KENT BLDG ACQ STANDALONE	✓	(\$69,237)	Scope: Project has been completed. Description of Budget Request: Project is complete and remaining budget is adjusted to close project.
1137309	DES FMD YESLER RENOVATION PROGRAMMATIC		\$202,032	Scope: Appropriation for project completion Description of Budget Request: Appropriation for project completion

CAP Summary by Fund

Budget: 2023-2024 Biennial, Scenario: Executive Proposed, Agency: All, Fund: 3951 BUILDING REPAIR AND REPLACEMENT SUBFUND, Cap Status: Approved, Is IT Proj? Both Yes and No

2023-2024 Biennial - Executive Proposed

1137766	DES FMD STAR FORGE PURCHASE STANDALONE		\$62,500,000	<p>Scope: This project budget enables the County to purchase a property west of the King County International Airport (KCIA) across East Marginal Way. The property is a large industrial site covering approximately 20.58 acres. The property is in a topographically flat area and is bordered to the east by East Marginal Way, to the north by the Boeing Plant 2 facility and south by the Boeing-Isaacson facility, and to the west by the Lower Duwamish Waterway.</p> <p>Description of Budget Request: This \$62.5 million budget request enables the County to purchase of the property to secure land adjacent to the King County International Airport (KCIA). Increasing property values and the demand for warehouse and industrial space in the vicinity of KCIA has reduced the availability of land around an already landlocked airport. As land is acquired and redeveloped by the private sector there is reduced opportunity to expand the economic footprint of KCIA and also creates additional obstacles within regulated airspace, further complicating an already complicated aeronautical situation at KCIA. The combination of industrial zoning, demand for warehouse and fulfillment center space relating to air cargo and the close proximity to KCIA makes the property a desirable acquisition for King County. KCIA funds will pay the debt service for the bonds issued to purchase the property.</p>
1138761	DES FMD PH DOWNTOWN BLDG ACQ STANDALONE	✓	(\$416)	<p>Scope: Public Health downtown building acquisition.</p> <p>Description of Budget Request: Dis-appropriate - project complete.</p>
1138897	DES FMD KCSO SAMAMSH BOAT DOCK STANDALONE	✓	(\$1,668)	<p>Scope: This project included repairs to a boat dock leased by King County at Lake Sammamish.</p> <p>Description of Budget Request: Dis-appropriate - project complete.</p>
1141220	DES FMD HANFORD BLDG TI STANDALONE		(\$1,433,355)	<p>Scope: Rehabilitate a county owned building to serve as an interim youth activity center until a new facility is completed.</p> <p>Description of Budget Request: The \$1.4 million requested disappropriation is proposed to close the project that was intended to result in a youth services facility. The primary cause for this change of plans is that the facility targeted for remodel and reconfiguration was in a more serious state of disrepair than anticipated. The cost to upgrade the facility would have been significantly higher than the amount originally budgeted. The project's initial expenditure was for a consultant assessment of the facility which determined the higher than cost of renovation particularly as it pertained to facility electric and plumbing infrastructure.</p>
1143370	DES FMD HARBOR ISLAND MILL DES FMD PRELIM PLAN & DESIGN		\$1,430,333	<p>Scope: Build a mill space and workshop in the Harbor Island Warehouse. The project will result in the mill space and workshop with the necessary infrastructure improvements to support soundstages</p> <p>Description of Budget Request: The \$1.4 million in requested appropriation will fund all phases of the planning, design and construction of the mill and workshop in support of the soundstage utilization at the County's Harbor Island warehouse.</p>

CAP Summary by Fund

Budget: 2023-2024 Biennial, Scenario: Executive Proposed, Agency: All, Fund: 3951 BUILDING REPAIR AND REPLACEMENT SUBFUND, Cap Status: Approved, Is IT Proj? Both Yes and No

2023-2024 Biennial - Executive Proposed

1143870	DES FMD AB PLAN BLDG DEMO STANDALONE		\$100,000	<p>Scope: Conceptual planning phase for the demolition of the Administration Building with emphasis on planning to maintain operations of existing tunnels, skybridge and loading docks at alternative locations.</p> <p>Description of Budget Request: This \$100,000 in requested appropriation will support completion the priority elements of the following phase one task list to be negotiated in a Statement of Work (SOW): Costed feasibility study for the demolition of the KC Administration Building and alternate designs for maintaining the operations of the existing tunnels, skybridge and loading dock connected to the Administration building. The consultant team will provide master planning, architecture, structural engineering and estimating services necessary for estimating both the cost to provide alternative access solutions to and from the King County Courthouse and the approximate cost to demolish the Administration Building. This SOW will include the provision of alternative design proposals that maintain the current operations of the existing skybridge connecting King County Correctional Facility and the Courthouse as well as existing tunnels and loading dock connected to the Administration Building, including cost estimate and estimated schedule for each alternative.</p>
1143871	DES FMD EV PLAN CHARGE STATION STANDALONE		\$16,798,943	<p>Scope: Design and Implementation to expand EV charging infrastructure and equipment for KC fleet vehicles at six County facilities: Blackriver, Chinook, Goat Hill Garage, KCCF, King Street Center and MRJC. Installation includes single and dual cord chargers, electrical load management and make ready equipment including utility service upgrades.</p> <p>Description of Budget Request: The \$16.8 million of requested appropriation will support the design and implementation of electric vehicles charging stations for locations serving Fleet Services Division vehicles. An early emphasis for this project will involve developing the infrastructure necessary to provide an adequate electric power supply to the County parking facilities. In this process the County will work with area utility companies to coordinate efforts to increase electric power capacity.</p>
1143875	DES FMD ALL GENDER RESTROOM - countywide STANDALONE		\$800,000	<p>Scope: This project will include design and reconfiguration of existing restrooms to increase the number of all gender restrooms in building managed by the Facilities Management Division.</p> <p>Description of Budget Request: The \$800,000 in requested appropriation will fund the first phase of an all gender restroom implementation program. In this first phase, a design will be developed and implemented with employee input leading to the reconfiguration of restrooms on at least one floor in the King Street Center building and the Chinook Building. This first phase will provide for the development of best practices and cost effective options to be used in the all gender restroom implementation in other buildings in King County.</p>

CAP Summary by Fund

Budget: 2023-2024 Biennial, Scenario: Executive Proposed, Agency: All, Fund: 3951 BUILDING REPAIR AND REPLACEMENT SUBFUND, Cap Status: Approved, Is IT Proj? Both Yes and No

2023-2024 Biennial - Executive Proposed

1143877	DES FMD JUMP BARRIERS - countywide STANDALONE		\$1,000,000	<p>Scope: Install jump protection panels on four floors floors in the King County Corrections Facility (KCCF). This phase of jump barrier installations is likely to continue with additional project budget for the KCCF and possibly the Maleng Regional Justice Center in the 2025-2026 biennium. The prior installations on floors 6 and 7 will be referenced as barrier prototypes though there may be alternative materials considered for this project implementation phase.</p> <p>Description of Budget Request: The \$1 million in requested appropriation will support the design and implementation of the first phase of jump barrier installation for jail life safety. This budget amount for two floors may be supplemented during the 2023-2024 biennium if there is need for additional budget due to construction material and labor cost increases.</p>
1143878	DES FMD CARPET REPLACEMENT - countywide STANDALONE		\$1,000,000	<p>Scope: This project will prioritize need for the implementation of new carpeting in facilities managed by the Facilities Management Division. This project provides budget funded by the per square foot streamlined rate model for an on-going life-cycle replacement model for carpet.</p> <p>Description of Budget Request: This \$1 million in requested appropriation is the first budget proposal of what is intended to be an on-going life-cycle carpet replacement model. In each biennium, the Facilities Management Division will determine the highest priority replacement projects and allocate available budget accordingly.</p>
1143894	DES FMD KCCH DJA ADA COUNTER STANDALONE		\$700,000	<p>Scope: The Department of Judicial Administration customer service area is in need of improved Americans with Disabilities Act (ADA) accessibility. In addition, as budget allows, the customer service area work area counter and furniture will be replaced to address ergonomic needs.</p> <p>Description of Budget Request: The \$700,000 in requested appropriation will support the design and construction of customer counter more accessible for disabled members of the community. As budget allows there will be an assessment and implementation of an improved ergonomic work environment for Department of Judicial Administration employees.</p>
1143896	DES FMD KCCH PLAN CRIMINAL CRT STANDALONE		\$200,000	<p>Scope: Design and begin preparation of construction documents for the King County Courthouse Chief Criminal Courtroom. The areas targeted for remodel include a portion of the King County Council staff offices, the adjoining existing Arraignment Court, and the Chief Criminal Court's support spaces including new holding tanks. The design will involve slightly more than 20,000 square feet and potential space for temporary facilities as needed during construction.</p> <p>Description of Budget Request: This \$200,000 requested appropriation will support design and potentially construction documents for the Chief Criminal Courtroom remodel on the 12th floor of the King County Courthouse.</p>

CAP Summary by Fund

Budget: 2023-2024 Biennial, Scenario: Executive Proposed, Agency: All, Fund: 3951 BUILDING REPAIR AND REPLACEMENT SUBFUND, Cap Status: Approved, Is IT Proj? Both Yes and No

2023-2024 Biennial - Executive Proposed

1143999	DES FMD CIP MANAGEMENT STANDARDIZATION/ TRAINING STANDALONE		\$168,268	<p>Scope: This administrative project in the Building Repair and Replacement Fund will be used to budget the payment of the King County Capital Project Management Work Group (CPMWG) costs allocated to the Facilities Management Division. This CPMWG is an intra-governmental King County group that develops procedures and training resulting in consistent capital program administration and project delivery methodology for all capital programs in DNRP, DOT and the Facilities Management Division.</p> <p>Description of Budget Request: This \$168,268 requested appropriation provides FMD budget to pay the allocated cost of the King County Capital Project Management Group for the 2023-2024 biennium.</p>
1144588	DES FMD REGIONAL ANIMAL SHELTER FACILITY PLAN STANDALONE		\$275,000	<p>Scope: Conceptual design and siting alternatives analysis for a potential replacement of the Regional Animal Services of King County (RASKC) animal shelter.</p> <p>Description of Budget Request: The \$275,000 in requested appropriation will support conceptual planning for the replacement of the existing animal shelter. This budget amount is anticipated to cover the cost of conceptual design and alternatives analysis for siting the replacement facility.</p>
3951 - BUILDING REPAIR AND REPLACEMENT SUBFUND		Total	\$58,624,644	
Grand Total			\$58,624,644	

2023-2024 Capital Financial Plan
Building Repair and Replacement Fund / 000003951

Capital Improvement Program (CIP) Budget

	2021-2022 Estimated Ending Balance	2023-2024 Proposed	2023-2024 Total (Balance + Budget)	2025-2026 Projected	2027-2028 Projected
Capital Budget Revenue Sources:					
Metro Transit Transfer	9,000,000	-	9,000,000		
Levy for CFJC	1,192,036	-	1,192,036		
CV19	26,521,247	-	26,521,247		
Other Revenue	30,083,814	58,624,643	88,708,457	3,000,000	3,000,000
Total Capital Revenue	\$ 66,797,097	\$ 58,624,643	\$ 125,421,740	\$ 3,000,000	\$ 3,000,000
Capital Appropriation:					
Metro project	9,000,000	-	9,000,000		
CFJC	1,192,036	-	1,192,036		
CV19	26,521,247	-	26,521,247		
Other Projects	30,083,814	58,624,643	88,708,457	3,000,000	3,000,000
Total Capital Appropriation	\$ 66,797,097	\$ 58,624,643	\$ 125,421,740	\$ 3,000,000	\$ 3,000,000

CIP Fund Financial Position

	2021-2022 Biennial-to-date Actuals 3/31/22	2021-2022 Estimated	2023-2024 Biennial to Date Actuals	2023-2024 Executive Proposed	2025-2026 Projected	2027-2028 Projected
Beginning Fund Balance	(35,376,679)	(35,376,679)	-	(49,051,419)	(5,851,419)	(551,419)
Capital Funding Sources						
CFJC Levy	27,687,387	27,687,387	-	-	-	-
Bond Proceeds or Property Sale Revenue				19,000,000		
CV19	(16,734,724)	(17,700,000)	-	33,000,000		
FMD Internal Service Fund				700,000	5,300,000	
Other	12,581,002	12,800,000	-	22,472,544	3,000,000	3,000,000
Star Forge Property Acquisition				62,500,000		
Total Capital Revenue	\$ 23,533,666	\$ 22,787,387	\$ -	\$ 137,672,544	\$ 8,300,000	\$ 3,000,000
Capital Expenditures						
CFJC	18,107,836	18,107,836	-	2,000,000		
CV19	5,554,291	5,554,291	-	-		
Space Consolidation				7,500,000		
Star Forge Property Acquisition				62,500,000		
Other	10,994,375	12,800,000	-	22,472,544	3,000,000	3,000,000
	\$ 34,656,502	\$ 36,462,127	\$ -	\$ 94,472,544	\$ 3,000,000	\$ 3,000,000
Other Fund Transactions						
Other Cancellations						
Ending Fund Balance	\$ (46,499,516)	\$ (49,051,419)	\$ -	\$ (5,851,419)	\$ (551,419)	\$ (551,419)
Fund Balance designated to current projects*	\$ -	\$ -	\$ -	\$ -	\$ -	\$ -
Reserves						
Total Reserves	\$ -	\$ -	\$ -	\$ -	\$ -	\$ -
Projected Shortfall	46,499,516	49,051,419	-	-	551,419	551,419
Ending Undesignated Fund Balance			\$ -	\$ 0	\$ -	\$ -

Financial Plan Notes

CIP Budget Notes:

All financial plans have the following assumptions, unless otherwise noted in below rows.

2021-2022 Estimated Ending Balance column reflects the best estimate of the inception to date budget balances and actual balances after 2021 is closed.

2023-2024 Proposed Budget is consistent with PIC for 2023-2024 Executive Proposed Budget.

2023-2024 Total Budget sums the Estimated Ending Balance Budget and the 2023-2024 Budget.

Outyear revenue and expenditure budget assumptions tie to the outyears of the Ordinance Attachment by Fund report in PIC, with exceptions explicitly noted.

Revenue Notes:

Revenues shown are equal to the budgeted expenditure. Revenues include new revenue and fund balance designated to projects.

Appropriation Notes:

CIP Fund Financial Position:

All financial plans have the following assumptions, unless otherwise noted in below rows.

Biennial to Date (BTD) expenditures and revenue reflect EBS totals for budgetary accounts as of the most recent closed month.

2021-2022 Actuals reflect 2021-2022 amounts in EBS.

2021-2022 Estimated column reflects the best estimate for the biennium based on actuals and should be informed by the fund's spending plan.

Outyear revenue projections and expenditure estimates are based on the most recent projections and reflect current project plans.

Revenues Notes:

A. CV19 revenue shows as a reduction due to the revenue accrual reversals. CV19 revenue accruals will be created at year end to reflect the outstanding CV revenue not yet actually received from CV Grants.

Expenditure Notes:

Reserve Notes:

The Building Repair and Replacement Fund is estimated to finish the 2021-2022 biennium at a negative \$49 million. This is due to delayed reimbursement for Covid expenditures and other revenue delays. The Executive Finance Committee has approved an interfund loan for up to \$60 million while the Building Repair and Replacement Fund awaits reimbursement in 2023-2024 and in 2025-2026.

Last updated September 16, 2022 by Sid Bender

CAP Summary by Fund

Budget: 2023-2024 Biennial, Scenario: Executive Proposed, Agency: Facilities Mgmt, Fund: 3750 HARBORVIEW MEDICAL CENTER CAPITAL PROGRAM 2020 PROPOSITION 1 CAPITAL PROJECT, Cap Status: All, Is IT Proj? Both Yes and No

2023-2024 Biennial - Executive Proposed

3750 HARBORVIEW MEDICAL CENTER CAPITAL PROGRAM 2020 PROPOSITION 1 CAPITAL PROJECT - Facilities Mgmt				
Project Number	Project Name Class Code	Tech Adj	FY23-24	Narratives
1141052	New Tower Construction PROGRAMMATIC		\$10,300,000	Scope: This project will result in the construction of a patient tower of single patient rooms and improved emergency room facilities. Description of Budget Request: This \$10.3 million budget request continues the planning phase of the project. The project will fund a share of the project management consultant, land use specialists and a combination of County and Harborview staffing.
1141053	Behavioral Health Facility STANDALONE		\$1,600,000	Scope: This project will result in a facility that will consolidate existing services and increase service options for patients with behavioral health concerns. Description of Budget Request: This \$1.6 million budget request continues the planning phase of the project. The project will fund a share of the project management consultant, land use specialists and a combination of County and Harborview staffing.
1141054	Harborview Hall Seismic Retrofit and Renovation STANDALONE		\$1,600,000	Scope: This project will result in the renovation of Harborview Hall for respite bed capacity and functions to be relocated from other facilities. Description of Budget Request: This \$1.6 million budget request continues the planning phase of the project. The project will fund a share of the project management consultant, land use specialists and a combination of County and Harborview staffing.
1141055	Pioneer Square Clinic Seismic Retrofit and Renovation STANDALONE		\$100,000	Scope: This project at the Pioneer Square Clinic is scoped to address seismic structural inadequacy while improving facility configuration and replacement of equipment to improve service delivery. Description of Budget Request: This \$100,000 in requested appropriation will evaluate the Pioneer Square Clinic including a review of alternatives to continue service provision while the facility undergoes seismic retrofit work and service delivery using facility configuration improvements and equipment upgrades.
1141056	Center Tower Seismic Retrofit and Renovation STANDALONE		\$1,600,000	Scope: This project will result in seismic stabilization and improvements to the Center Tower. Description of Budget Request: This \$1.6 million budget request continues the planning phase of the project. The project will fund a share of the project management consultant, land use specialists and a combination of County and Harborview staffing.
1141057	Campus Site and Infrastructure Improvements STANDALONE		\$11,700,000	Scope: This project will result in the necessary improvements to the transportation, energy and other infrastructure in support of building functions on the Harborview Medical Center campus. Description of Budget Request: This \$11.7 million budget request provides budget to purchase the Washington Department of Transportation land owned between the Harborview Medical Center campus and Interstate 5. The purchase negotiations have begun and could be finalized in 2023. The remaining budget in this project will fund the continuation of the planning phase of the infrastructure project. The project will fund a share of the project management consultant, land use specialists and a combination of County and Harborview staffing.

CAP Summary by Fund

Budget: 2023-2024 Biennial, Scenario: Executive Proposed, Agency: Facilities Mgmt, Fund: 3750 HARBORVIEW MEDICAL CENTER CAPITAL PROGRAM 2020 PROPOSITION 1 CAPITAL PROJECT, Cap Status: All, Is IT Proj? Both Yes and No

2023-2024 Biennial - Executive Proposed

1141095	Renovations to the Ninth and Jefferson Building, East and West Hospitals PROGRAMMATIC		\$7,300,000	<p>Scope: This project will address a combination of facility needs at the Harborview Medical Center campus that are not included in other project scope.</p> <p>Description of Budget Request: This \$7.3 million in requested appropriation will continue the planning for the overall project while focusing on the facility improvements to the Medical Examiner facility along with the tuberculosis and sexually transmitted disease clinics. The Involuntary Treatment Act court will also be upgraded to adequately address the service delivery needs on the Harborview Medical Center campus.</p>
1144585	DES FMD HMC EMERGENT NEED PROJECT STANDALONE		\$20,000,000	<p>Scope: This emergent need project budget is available for transfer for other bond funded projects in the Harborview Medical Center Proposition #1 approved by voters in November of 2020. The Executive administration and Council approval procedures for the use of this fund are defined in the King County Code.</p> <p>Description of Budget Request: This \$20 million Emergent Need project is authorized by the King County Code with guidelines on its usage. As used in other King County capital funds, this emergent need project budget is available to administratively supplement existing project budget when existing project budget is not sufficient to respond to a project cost not anticipated in the development of the biennial budget.</p>
3750 - HARBORVIEW MEDICAL CENTER CAPITAL PROGRAM 2020 PROPOSITION 1 CAPITAL PROJECT		Total	\$54,200,000	
Grand Total			\$54,200,000	

2023-2024 Capital Financial Plan
FUND 000003750 HMC CAPITAL PROGRAM 2020 PROP 1

Capital Improvement Program (CIP) Budget

	2021-2022 Estimated Ending Balance (Biennium ITD Balance)	2023-2024 Proposed	2023-2024 Total (Balance + Budget)	2025-2026 Projected	2027-2028 Projected
Capital Budget Revenue Sources:					
HMC NEW TOWER	7,147,686	10,300,000	17,447,686	-	-
HMC BEHAVIORL HLTH FAC	2,253,997	1,600,000	3,853,997	-	-
HMC HARBORVIEW HALL RENOVATION	2,253,997	1,600,000	3,853,997	-	-
HMC PIONEER SQ CLINIC	-	100,000	100,000	-	-
HMC CENTER TOWER SEISMIC	2,253,997	1,600,000	3,853,997	-	-
HMC INFRASTRUCTURE	2,182,852	11,700,000	13,882,852	-	-
HMC MISC BLDG CHANGE	2,253,997	7,300,000	9,553,997	-	-
HMC EMERGENT NEED PROJECT	-	20,000,000	20,000,000	-	-
Total Capital Revenue	\$ 18,346,526	\$ 54,200,000	\$ 72,546,526	\$ -	\$ -
Capital Appropriation:					
HMC NEW TOWER	7,147,686	10,300,000	17,447,686	-	-
HMC BEHAVIORL HLTH FAC	2,253,997	1,600,000	3,853,997	-	-
HMC HARBORVIEW HALL RENOVATION	2,253,997	1,600,000	3,853,997	-	-
HMC PIONEER SQ CLINIC	-	100,000	100,000	-	-
HMC CENTER TOWER SEISMIC	2,253,997	1,600,000	3,853,997	-	-
HMC INFRASTRUCTURE	2,182,852	11,700,000	13,882,852	-	-
HMC MISC BLDG CHANGE	2,253,997	7,300,000	9,553,997	-	-
HMC EMERGENT NEED PROJECT	-	20,000,000	20,000,000	-	-
Total Capital Appropriation	\$ 18,346,526	\$ 54,200,000	\$ 72,546,526	\$ -	\$ -

CIP Fund Financial Position

	2021-2022 Biennial-to-Date Actuals as JUN, 2022	2021-2022 Estimated	2023-2024 Biennial-to-Date Actuals	2023-2024 Estimated	2025-2026 Projected	2027-2028 Projected
Beginning Fund Balance	0	0	0	-	-	-
Capital Funding Sources						
HMC NEW TOWER	2,795,827	4,122,298	-	17,447,686	-	-
HMC BEHAVIORL HLTH FAC	124,808	124,808	-	3,853,997	-	-
HMC HARBORVIEW HALL RENOVATION	55,470	55,470	-	3,853,997	-	-
HMC PIONEER SQ CLINIC	-	-	-	100,000	-	-
HMC CENTER TOWER SEISMIC	208,012	208,012	-	3,853,997	-	-
HMC INFRASTRUCTURE	168,217	168,217	-	13,882,852	-	-
HMC MISC BLDG CHANGE	138,675	138,675	-	9,553,997	-	-
HMC EMERGENT NEED PROJECT	-	-	-	20,000,000	-	-
MISC REVENUE	107	-	-	-	-	-
Total Capital Revenue	\$ 3,491,116	\$ 4,817,480	\$ -	\$ 72,546,526	\$ -	\$ -
Capital Expenditures						
HMC NEW TOWER	2,817,877	4,122,298	-	17,447,686	-	-
HMC BEHAVIORL HLTH FAC	124,808	124,808	-	3,853,997	-	-
HMC HARBORVIEW HALL RENOVATION	55,470	55,470	-	3,853,997	-	-
HMC PIONEER SQ CLINIC	-	-	-	100,000	-	-
HMC CENTER TOWER SEISMIC	208,012	208,012	-	3,853,997	-	-
HMC INFRASTRUCTURE	168,217	168,217	-	13,882,852	-	-
HMC MISC BLDG CHANGE	138,675	138,675	-	9,553,997	-	-
HMC EMERGENT NEED PROJECT	-	-	-	20,000,000	-	-
Total Capital Expenditures	\$ 3,513,059	\$ 4,817,480	\$ -	\$ 72,546,526	\$ -	\$ -
Other Fund Transactions						
	-	-	-	-	-	-
Ending Fund Balance	(21,943)	0	0	0	0	0
Ending Fund Balance designated to current projects*						
	\$ -	\$ -	\$ -	\$ -	\$ -	\$ -
Reserves						
	-	-	-	-	-	-
Total Reserves	\$ -	\$ -	\$ -	\$ -	\$ -	\$ -
Projected Shortfall	21,943	-	-	-	-	-
Ending Undesignated Fund Balance	0	0	0	0	0	0

Financial Plan Notes

2021-2022 Estimated Ending Balance: The expenditure is consistent with expenditure data from PA_103 estimated.
 2023-2024 Proposed: The proposed is consistent with PIC.
 2025-2028 Projected: Estimated reflects in the outyears of the six year capital plan.
 2021-2022 Biennial-to-Date Actuals: reflects actual revenues and expenditure as of 6/30/2022, using EBS report GL_30.
 2021-2022 Estimated: The proposed expenditure is consistent with expenditure data from PM's cash flow estimated.
 2023-2024 Estimated: The estimated are based on project manager information.
 2025-2028 Projected: The proposed expenditure is consistent with expenditure data from PM's cash flow estimated.
 Other Fund Transactions: Collected revenue from F3751 to F3750 based on actuals expenditure
 This Financial Plan was updated by Sid Bender and Li Yu on 9/07/2022.

CAP Summary by Fund

Budget: 2023-2024 Biennial, Scenario: Executive Proposed, Agency: Facilities Mgmt, Fund: 3791 HMC/MEI 2000 PROJECTS, Cap Status: All, Is IT Proj? Both Yes and No

2023-2024 Biennial - Executive Proposed

3791 HMC/MEI 2000 PROJECTS - Facilities Mgmt				
Project Number	Project Name Class Code	Tech Adj	FY23-24	Narratives
1039589	Harborview Hall Demolition DES FMD HMC DEMOLITION	✓	\$10,715	Scope: Project was initially approved in the 2000 Harborview Medical Center bond program. Description of Budget Request: This \$10,517 in requested appropriation provides the budget necessary to close the capital project in preparation for closing the fund at the end of the 2023-2024 biennium.
1039590	East Clinic Demolition DES FMD HMC DEMOLITION	✓	\$1,369	Scope: This project was originally approved in the 2000 Harborview Medical Center bond project. Description of Budget Request: This \$1,369 in requested appropriation provides the budget necessary to close the capital project in preparation for closing the fund at the end of the 2023-2024 biennium.
1133833	Harborview Hall Power Supply Repair STANDALONE	✓	(\$253,000)	Scope: This project repairs damage to the below grade utility vault in the Harborview Hall facility on the Harborview Medical Center campus. Description of Budget Request: This \$253,000 in requested disappropriation removes budget no longer necessary that can be cancelled in preparation for closing the fund at the end of the 2023-2024 biennium.
1133834	Harborview Hall Vandalism Repair STANDALONE	✓	(\$97,393)	Scope: This project repairs damage to the Harborview Hall which occurred during the time the facility has been vacated. Description of Budget Request: This \$97,393 in requested disappropriation allows for the closure of a completed project in preparation for closing the fund at the end of the 2023-2024 biennium.
1133835	Development of 2020 Levy Plan STANDALONE		\$1,194,203	Scope: The scope of this project is to update and enhance the strategic planning work that will be relied upon in the facility design development of the HMC 2020 bond facility projects approved by the King County voters in November of 2020. Description of Budget Request: This \$1.2 million in requested appropriation will support strategic planning costs incurred primarily by Harborview Medical Center (HMC) to update the alignment of service demand with the corresponding facility improvements. This analytical body of work will improve the accuracy of the detailed space allocation and preliminary design work for each facility included in the 2020 HMC bond measure. A byproduct this line of business analysis will also serve to maximize operating revenue and seek to minimize operating costs growth.
1144569	DES FMD HMC NJB PROCEDURE ROOMS STANDALONE		\$25,000,000	Scope: This project will result in the construction of four outpatient operating rooms and support spaces in the Ninth and Jefferson Building. This will require infrastructure adjustments to electrical, HVAC, plumbing and mechanical systems. A clinic program will be relocated to another Harborview Medical Facility to make room for this capacity improvement. Description of Budget Request: This project will result in the construction of four outpatient operating rooms and support spaces in the Ninth and Jefferson Building. This will require infrastructure adjustments to electrical, HVAC, plumbing and mechanical systems. A clinic program will be relocated to another Harborview Medical Facility to make room for this capacity improvement.

CAP Summary by Fund

Budget: 2023-2024 Biennial, Scenario: Executive Proposed, Agency: Facilities Mgmt, Fund: 3791 HMC/MEI 2000 PROJECTS, Cap Status: All, Is IT Proj? Both Yes and No

2023-2024 Biennial - Executive Proposed

1144586	DES FMD HMC TRANSFER TO F3961 MALENG PROJECT 1138957 STANDALONE		\$350,000	<p>Scope: Budget authority to transfer \$350,000 of unobligated fund balance from Fund 3791 to Fund 3961 to provide revenue backing for a planned \$350,000 2024 annual budget increase to the Single Patient Room Expansion project.</p> <p>Description of Budget Request: This administrative project will transfer \$350,000 of available and unobligated resources to the County's Harborview Building Repair and Replacement Fund 3961. In the 2024 annual budget a corresponding budget increase of \$350,000 will be included for the Maleng Building Single Patient Room expansion project. The project increase is unrelated to project scope as it addresses a technical budget omission from the \$75 million Single Patient Room project when it was budgeted in the 2021 and 2022 annual budgets.</p>
1144587	DES FMD HMC 2020 PROP 1 ELECTION COST STANDALONE		\$1,386,750	<p>Scope: This \$1.4 million project provides budget authority to reimburse the King County Elections Department for the November 4th 2020 election processing costs allocated to the Harborview Medical Center 2020 Proposition #1 Bond measure.</p> <p>Description of Budget Request: This \$1.4 million project provides budget authority to reimburse the King County Elections Department for the November 4th 2020 election processing costs allocated to the Harborview Medical Center 2020 Proposition #1 Bond measure.</p>
3791 - HMC/MEI 2000 PROJECTS		Total	\$27,592,644	
Grand Total			\$27,592,644	

2023-2024 Capital Financial Plan
FUND 00003791 HMC/MEI 2000 PROJECTS FUND

Capital Improvement Program (CIP) Budget

	2021-2022 Estimated Ending Balance (Biennium ITD Balance) ¹	2023-2024 Proposed ²	2023-2024 Total (Balance + Budget)	2025-2026 Projected ³	2027-2028 Projected ³
Capital Budget Revenue Sources:					
1133833 DES FMD HMC VAULT REPAIR	253,000	(253,000)	-	-	-
1133834 DES FMD HMC DAMAGE REPAIR	97,393	(97,393)	(0)	-	-
1133835 DES FMD 2019-20 LEVY PLAN	(2,081,290)	1,194,203	(887,087)	-	-
1039589 DES FMD HMC HRBRVIEW HALL DEMO	(10,715)	10,715	0	-	-
1039590 DES FMD HMC EAST CLINIC DEMO	(1,369)	1,369	0	-	-
1144569 DES FMD HMC NJB PROCEDURE ROOMS	-	25,000,000	25,000,000	-	-
1144586 DES FMD HMC TRANSFER TO F3961 MALENG PROJECT	-	350,000	350,000	-	-
1144587 DES FMD HMC 2020 PROP 1 ELECTION COST	-	1,386,750	1,386,750	-	-
Total Capital Revenue	\$ (1,742,981)	\$ 27,592,644	\$ 25,849,663	\$ -	\$ -
Capital Appropriation:					
1133833 DES FMD HMC VAULT REPAIR	253,000	(253,000)	-	-	-
1133834 DES FMD HMC DAMAGE REPAIR	97,393	(97,393)	(0)	-	-
1133835 DES FMD 2019-20 LEVY PLAN	(2,081,290)	1,194,203	(887,087)	-	-
1039589 DES FMD HMC HRBRVIEW HALL DEMO	(10,715)	10,715	0	-	-
1039590 DES FMD HMC EAST CLINIC DEMO	(1,369)	1,369	0	-	-
1144569 DES FMD HMC NJB PROCEDURE ROOMS	-	25,000,000	25,000,000	-	-
1144586 DES FMD HMC TRANSFER TO F3961 MALENG PROJECT	-	350,000	350,000	-	-
1144587 DES FMD HMC 2020 PROP 1 ELECTION COST	-	1,386,750	1,386,750	-	-
Total Capital Appropriation	\$ (1,742,981)	\$ 27,592,644	\$ 25,849,663	\$ -	\$ -

CIP Fund Financial Position

	2021-2022 Biennial-to-Date Actuals SEP 2022	2021-2022 Estimated	2023-2024 Biennial-to Date Actuals	2023-2024 Estimated	2025-2026 Projected ⁷	2027-2028 Projected ⁷
Beginning Fund Balance	3,572,505	3,572,505	-	792,118	(0)	(0)
Capital Funding Sources						
36111 INVESTMENT INTEREST GROSS	34,939	42,472	-	42,472	-	-
36117 CASH MANAGEMENT SVCS FEE	(524)	(524)	-	(524)	-	-
36118 INVEST SERVICE FEE POOL	(641)	(641)	-	(641)	-	-
36134 UNREALIZED LOSS IMPAIRED INVESTMENT	16,575	16,575	-	16,575	-	-
Total Capital Revenue	\$ 50,349	\$ 57,882	\$ -	\$ 57,882	\$ -	\$ -
Capital Expenditures						
1133833 DES FMD HMC VAULT REPAIR	-	0	-	-	-	-
1133834 DES FMD HMC DAMAGE REPAIR	-	0	-	-	-	-
1133835 DES FMD 2019-20 LEVY PLAN	2,778,702	2,838,269	-	500,000	-	-
1039589 DES FMD HMC HRBRVIEW HALL DEMO	-	-	-	-	-	-
1039590 DES FMD HMC EAST CLINIC DEMO	-	-	-	-	-	-
1144569 DES FMD HMC NJB PROCEDURE ROOMS	-	-	-	25,000,000	-	-
1144586 DES FMD HMC TRANSFER TO F3961 MALENG PROJECT	-	-	-	350,000	-	-
1144587 DES FMD HMC 2020 PROP 1 ELECTION COST	-	-	-	-	-	-
Total Capital Expenditures	\$ 2,778,702	\$ 2,838,269	\$ -	\$ 25,850,000	\$ -	\$ -
Other Fund Transactions						
BOND PROCEEDS	-	-	-	25,000,000	-	-
Ending Fund Balance	844,152	792,118	\$ -	(0)	(0)	(0)
Ending Fund Balance designated to current projects*	\$ -	\$ -	\$ -	\$ -	\$ -	\$ -
Reserves						
EXPENDITURE RESERVE(S) (Carryover)	-	-	-	-	-	-
Total Reserves	\$ -	\$ -	\$ -	\$ -	\$ -	\$ -
Projected Shortfall	-	-	-	-	-	-
Ending Undesignated Fund Balance	\$ 844,152	\$ 792,118	\$ -	\$ -	\$ -	\$ -

Financial Plan Notes

- 2021-2022 Estimated Ending Balance: The expenditure is consistent with expenditure data from PA_103 estimated.
- 2023-2024 Proposed: The proposed is consistent with PIC.
- 2025-2028 Projected: Estimated reflects the outyears of the six year
- 2021-2022 Biennial-to-Date Actuals: reflects actual revenues and expenditure as of 9/07/2022, using EBS report GL_30.
- 2021-2022 Estimated: The proposed expenditure is consistent with expenditure data from PM's cash flow estimated.
- 2023-2024 Estimated: The estimated are based on CAP Form.
- 2025-2028 Projected: The proposed expenditure is consistent with expenditure data from PM's cash flow estimated.
- This Financial Plan was updated by Sid Bender and Li Yu on 9/07/2022.

FINANCE AND BUSINESS OPERATIONS DIVISION

MISSION

The Finance and Business Operations Division provides exceptional customer value for accounting, procurement, treasury, payroll, and small business services.

OVERVIEW

The Finance and Business Operations Division (FBOD) is an innovative financial leader, pursuing customer-focused results and fostering a culture of learning and excellence. FBOD provides a combination of services to other county agencies, businesses, and taxpayers with staff organized into the following sections:

- Business Development and Contract Compliance manages the Contracting Opportunities Program for small businesses, the pro-equity contracting initiative, and the apprenticeship and priority hiring programs involving construction projects.
- Financial Management Services is responsible for central accounting, annual financial reporting, accounts receivable, financial systems support, and federal grants compliance.
- Procurement and Payables provides centralized purchasing, accounts payable services, p-card administration, travel management support, and employee expense reimbursements.
- Treasury Operations bills, collects, and distributes property taxes and fees; manages investments and debt services; and handles deposits and other banking functions.
- Director's Office provides leadership direction, financial management services, human resources administration, division-wide support for Lean and Equity and Social Justice activities, and oversight of electronic payments.

**2023-2024 Executive Proposed Operating Budget
FINANCE AND BUSINESS OPERATIONS (EN_A13800)**

Operating Budget Summary	Expenditures	Revenues	Reg FTE	TLT
2021-2022 Revised Budget	72,269,200	66,405,458	167.5	3.0
Base Budget Adjustments	(4,737,708)	(9,026,056)	0.5	(2.0)
Decision Package Adjustments	6,435,518	14,059,062	6.0	4.0
2023-2024 Executive Proposed Budget	73,967,010	71,438,464	174.0	5.0
2023-2024 Executive Proposed Ordinance	73,968,000	71,439,000	174.0	5.0

Notes

1. The 2021-2022 Revised Budget equals the 2021-2022 Adopted Biennial Budget plus all Adopted Supplementals as of the publication of this document.
2. Adjust base budget to remove 2021-2022 one-time changes including those related to pandemic response, annualize supplemental changes, and update personnel rates. Personnel budgets reflect projected 2023-2024 salary and benefit rates, current position classifications, and step/merit increases.
3. The Executive Proposed Budget is the sum of the Revised Budget, Base Budget Adjustments, and Decision Package Adjustments. All FTEs/TLTs are rounded to the nearest 1/10th of a position and in some cases, rounded numbers may not add up to the FTE/TLT totals in Executive Proposed. In the Executive Proposed Ordinance, expenditure and revenue totals are rounded up to the nearest 1,000 and FTEs and TLTs are rounded up to the maximum monthly FTEs/TLTs in the Biennium.

Decision Package Adjustment Detail	Expenditures	Revenues	Reg FTE	TLT
Direct Service Changes				
(DS_001) Grants Compliance Office (CLFR Funded) Establish a centralized Grants Compliance Office to ensure compliance with federal grant requirements, mitigate the risk of future audit findings, and reduce the reliance on outside consultants for ongoing grants compliance, monitoring, and reporting activities. The intent is to provide compliance for programs involving the Coronavirus Local Fiscal Recovery (CLFR) funds and other federal grant programs.	1,706,030	1,706,030	1.0	4.0
(DS_002) Project Control Officer (PCO) for Airport and FMD Add a PCO to ensure compliance with the County's policies and procedures for capital project management for the Airport and FMD.	377,042	0	1.0	0.0
(DS_003) Procurement Strategic Sourcing Add support for procurement strategic sourcing, which is an approach to supply chain management that formalizes the way information is gathered and used so that an organization can leverage its consolidated purchasing power to find the best possible values in the marketplace.	602,907	0	1.0	0.0
(DS_004) Add support for procurement led in WTD MoD Project WTD has requested from FBOD a project procurement lead for their mouth of the Duwamish project, based on the success of a similar project for Harborview.	352,907	0	1.0	0.0

**2023-2024 Executive Proposed Operating Budget
FINANCE AND BUSINESS OPERATIONS (EN_A13800)**

Decision Package Adjustment Detail	Expenditures	Revenues	Reg FTE	TLT
(DS_005) Add support for procurement for KCIA Capital Program The King County International Airport (KCIA) has requested from FBOD dedicated procurement support for its ongoing high volume of time critical federal and locally funded projects. KCIA has over 65 contracts and work order contracts that must meet various federal and seasonal deadlines. This work is ongoing.	352,907	0	1.0	0.0
(DS_006) CLFR Re-Appropriation (CLFR Funded) Staff augmentation and knowledge transfer from Witt O'Brien to support peak resource needs during CLFR program close-out and year-end activities. Expected to occur primarily in first half of 2023.	1,000,000	1,000,000	0.0	0.0
Technical Adjustments				
(TA_002) Treasury Position Convert a Treasury TLT to an FTE to support ongoing bodies of work primarily driven by statutory requirements related to foreclosure and refund activities, as well as county ESJ initiatives and other internal foreclosure avoidance activities.	209,629	0	1.0	0.0
(TA_003) Operating Transfer for the Financial Statements IT Project Add an operating transfer to capital for the Financial Statements IT project. This project would use existing fund balance as a revenue source for the Financial Statements project. An expenditure entry is required.	1,500,000	0	0.0	0.0
(TA_050) Rate Model Adjustment Adjust the budget system to the PSB-approved rate model that sets the finance central rate charge for each agency.	0	11,353,032	0.0	0.0
(TA_110) Net Zero Adjustment Align budget account lines to actual activity.	0	0	0.0	0.0
(TA_111) Overtime Account Adjustment Adjust Overtime account for GWI.	17,111	0	0.0	0.0
(TA_112) Temporary Account Adjustment Adjust Temporary account for GWI.	9,853	0	0.0	0.0
(TA_113) Vacancy Rate Adjustment Capture salary savings from employee turnover, without reducing the FTE authority, to increase the accuracy of labor budgeting for this appropriation unit and provide greater transparency.	(240,000)	0	0.0	0.0
(TA_117) Strategic Sourcing Savings Capture savings from contracts strategically negotiated by Procurement.	(1,600)	0	0.0	0.0
Central Rate Adjustments	548,732	0	0.0	0.0
Total Decision Package Adjustments	6,435,518	14,059,062	6.0	4.0

**2023 - 2024 Proposed Financial Plan
Finance and Business Operations Division / 000005450**

Category	2021-2022 Estimated	2023-2024 Proposed	2025-2026 Projected	2027-2028 Projected
Beginning Fund Balance	7,224,000	2,531,864	603,318	(1,390,434)
Revenues				
Federal Grant Revenue	7,607,000	2,706,030	-	-
Other Revenue	11,729,000	9,935,406	9,935,406	9,935,406
GF Rates	10,916,516	15,352,306	15,690,057	16,647,150
Non-GF Rates	36,081,716	43,444,722	44,400,506	47,108,937
Total Revenues	66,334,232	71,438,464	70,025,969	73,691,493
Expenditures				
Federal Allowable Expenses	7,607,000	2,706,030	-	-
Salaries /Wages	32,118,493	38,334,558	38,909,576	41,360,880
Benefits	11,284,876	13,289,042	13,488,378	14,338,145
Supplies	438,000	688,910	725,422	763,870
Services	7,937,000	5,833,072	6,142,225	6,467,763
Intragovernmental Services	9,809,000	10,850,956	11,089,677	11,766,147
Intragovernmental Contribution	1,832,000	1,664,442	1,664,442	-
Total Expenditures	71,026,368	73,367,010	72,019,720	74,696,805
Estimated Underexpenditures				
Other Fund Transactions				
Total Other Fund Transactions	-	-	-	-
Ending Fund Balance	2,531,864	603,318	(1,390,434)	(2,395,746)
Reserves				
Expenditure Reserve (s)				
Expenditure Reserve (IT Capital)		600,000	1,200,000	1,800,000
Total Reserves	-	600,000	1,200,000	1,800,000
Reserve Shortfall	-	-	2,590,434	4,195,746
Ending Undesignated Fund Balance	2,531,864	3,318	-	-

Financial Plan Notes

All financial plans have the following assumptions, unless otherwise noted in below rows.

2023-2024 Proposed Budget ties to PBCS and matches 2023-2024 Estimated.

Outyear revenue and expenditure inflation assumptions are consistent with figures provided by PSB's BFPA guidance. Please note this

Revenue Notes:

Expenditure Notes: Intergovernmental Contribution is based on the fund's debt service allocation. All supplements included as approved through Omnibus.

Reserve Notes:

Outyear assumptions are for upgrade costs for PTM and Treasury scanner (2021 - 2022 budget) projects.

Last Updated 8-SEP-2022 by Karl Nygard using data from PBCS and BFPA assumptions.

FLEET SERVICES DIVISION

MISSION

The Fleet Services Division delivers high-quality customer service, environmentally sound and cost-effective vehicles, equipment, materials, supplies, and asset management services.

OVERVIEW

The Fleet Services Division manages King County's portfolio of vehicles and equipment. Fleet services include:

- Equipment design, procurement, and upfitting
- Equipment repairs and preventative maintenance
- Automotive parts and supplies inventory management
- Fuel site administration, fuel inventory management, and Voyager fuel card administration
- Automated Vehicle Location (AVL) program administration
- Automated dispatching services at various locations throughout the county
- Personal property surplus program management

Fleet staff are strategically located in three primary locations: Renton Shop, Georgetown Shop, and the administrative offices at King Street Center. Fleet also maintains a team of field mechanics to respond to customer's needs throughout the county whenever possible.

Nearly all of Fleet Service's customers are internal to the County, and the biggest customers include the Road Services Division, the King County Sheriff's Office, Public Health – Seattle & King County, the Parks and Recreation Division, and the Wastewater Treatment Division. Fleet also provides minimal services to external partners, including the State of Washington and City of Shoreline.

**2023-2024 Executive Proposed Operating Budget
FLEET MANAGEMENT EQUIPMENT (EN_A75000)**

Operating Budget Summary	Expenditures	Revenues	Reg FTE	TLT
2021-2022 Revised Budget	94,777,053	71,444,796	74.0	0.0
Base Budget Adjustments	(10,360,780)	(1,930,096)	0.0	0.0
Decision Package Adjustments	7,130,072	1,757,000	3.0	0.5
2023-2024 Executive Proposed Budget	91,546,345	71,271,700	77.0	0.5
2023-2024 Executive Proposed Ordinance	91,547,000	71,272,000	77.0	0.5

Notes

1. The 2021-2022 Revised Budget equals the 2021-2022 Adopted Biennial Budget plus all Adopted Supplementals as of the publication of this document.
2. Adjust base budget to remove 2021-2022 one-time changes including those related to pandemic response, annualize supplemental changes, and update personnel rates. Personnel budgets reflect projected 2023-2024 salary and benefit rates, current position classifications, and step/merit increases.
3. The Executive Proposed Budget is the sum of the Revised Budget, Base Budget Adjustments, and Decision Package Adjustments. All FTEs/TLTs are rounded to the nearest 1/10th of a position and in some cases, rounded numbers may not add up to the FTE/TLT totals in Executive Proposed. In the Executive Proposed Ordinance, expenditure and revenue totals are rounded up to the nearest 1,000 and FTEs and TLTs are rounded up to the maximum monthly FTEs/TLTs in the Biennium.

Decision Package Adjustment Detail	Expenditures	Revenues	Reg FTE	TLT
Direct Service Changes				
(DS_001) Utility Workers Add positions to support fleet operations through parts and vehicle shuttling, cleaning, and fueling.	188,396	0	1.0	0.0
(DS_002) Fleet Services Fuel Purchases Add budget for fuel procurement in 2023-2024. This budget is based on the 2021 actual consumption levels, 2023-2024 forecasted pricing, and it includes a 10% contingency.	(534,120)	0	0.0	0.0
(DS_003) Vehicle and Equipment Replacement Budget Purchase planned vehicle and equipment replacements, while maximizing the use of the existing fund balance.	(244,398)	0	0.0	0.0
(DS_004) Electric Vehicle and Hybrid Police Interceptor Utility Premium Add funding to the vehicle replacement budget to cover the premium cost of all-electric vehicle and hybrid Police Interceptor Utility (PIU) vehicle replacements. This will be funded with bond financing.	1,500,000	1,500,000	0.0	0.0
(DS_099) Airport FTE Transfer and Budget Adjustment Transfer positions from DES Airport to DES Fleet Services to support the fleet maintenance service coordination between both divisions.	508,467	257,000	2.0	0.0

**2023-2024 Executive Proposed Operating Budget
FLEET MANAGEMENT EQUIPMENT (EN_A75000)**

Decision Package Adjustment Detail	Expenditures	Revenues	Reg FTE	TLT
(DS_120) Central Climate Change Cost Update Adjust the share of the central climate-related costs for 2023-2024. These costs include investments to advance the Strategic Climate Action Plan (SCAP), membership fees in climate related organizations, development and implementation of the countywide Green Jobs Strategy, as well as central staff to help agencies across the County with climate related activities. The allocation methodology is based on operational greenhouse gas emissions.	190,346	0	0.0	0.0
Administrative Service Changes				
(AC_001) Fleet Information Management System replacement research Conduct market research and analysis on potential FIMS replacements and research whether Fleet can integrate with Metro's enterprise asset management system.	100,000	0	0.0	0.0
(AC_002) Fleet Maintenance Intern Add a part-time TLT intern to support Fleet operations and maintain a pipeline for trades apprenticeships.	91,192	0	0.0	0.5
(AC_003) Renton Facility Updates and Repairs The Fleet Services Division proposes to begin a three to four year implementation plan to address safety, security, and employee working conditions at the Renton and Georgetown locations. Half of this estimated cost is proposed in each of the next two biennia.	350,000	0	0.0	0.0
(AC_007) Electric and Hybrid Vehicle Technician Training Fund electric and hybrid vehicle technician training for fleet staff so fleet can safely and effectively diagnose, repair, and maintain EV and hybrid vehicle technologies.	105,000	0	0.0	0.0
(AC_008) Software and Hardware Replacement for Rental Dispatch System This system replacement budget proposal is required because the current system vendor will discontinue the cloud-based product support on 12/31/2014.	200,000	0	0.0	0.0
Technical Adjustments				
(TA_001) Budget Realignment and Intra-fund Position Transfers Adjust budget appropriation and position assignments to match spending patterns by cost center and expenditure types.	442,732	0	0.0	0.0
(TA_002) Inflation on Operations Expenses Apply inflation/PSB guidance factors across targeted operations and maintenance expense accounts.	410,446	0	0.0	0.0
(TA_003) Removal of Expenditure Contra Accounts Remove contra expenditure budgets from expenditure accounts 59990 and 59994.	1,854,334	0	0.0	0.0
(TA_111) Overtime Account Adjustment Adjust Overtime account for GWI.	10,871	0	0.0	0.0

**2023-2024 Executive Proposed Operating Budget
 FLEET MANAGEMENT EQUIPMENT (EN_A75000)**

Decision Package Adjustment Detail	Expenditures	Revenues	Reg FTE	TLT
(TA_112) Temporary Account Adjustment Adjust Temporary account for GWI.	8,737	0	0.0	0.0
(TA_113) Vacancy Rate Adjustment Capture salary savings from employee turnover, without reducing the FTE authority, to increase the accuracy of labor budgeting for this appropriation unit and provide greater transparency.	(288,000)	0	0.0	0.0
(TA_117) Strategic Sourcing Savings Capture savings from contracts strategically negotiated by Procurement.	(4,800)	0	0.0	0.0
Central Rate Adjustments	2,240,869	0	0.0	0.0
Total Decision Package Adjustments	7,130,072	1,757,000	3.0	0.5



King County

2023-2024 Proposed Financial Plan
FLEET SERVICES EQUIPMENT RENTAL AND REVOLVING - 00005570

Category	2021-2022 Estimate	2023-2024 Executive Proposed	2025-2026 Projected	2027-2028 Projected
Beginning Fund Balance	51,696,000	48,303,629	30,773,984	3,446,424
REVENUES				
CHARGE FOR SERVICES - R3410	2,110,826	3,979,706	4,138,682	4,358,857
MISCELLANEOUS REVENUE - R3600	61,461,149	61,845,342	70,000,000	85,000,000
INTEREST EARNINGS - R3611	667,119	653,546	682,218	721,216
PROP INSURANCE RECOVERIES - R3720	133,900	0	0	0
GAINS (LOSSES) - R3730	8,583	10,610	11,034	11,621
NON REVENUE RECEIPTS - R3800	0	600,000	623,968	657,163
TRANSFERS IN - R3901	0	391,374	407,008	428,661
PROCEEDS FROM SALE OF CAPITAL ASSETS - R3951	2,937,022	3,727,468	3,876,368	4,082,588
COMPENSATION FOR LOSS/IMPMT OF CAPITAL ASSETS - R3952	0	63,654	66,197	69,718
TOTAL REVENUES	67,318,600	71,271,700	79,805,474	95,329,824
EXPENDITURES				
SALARIES/WAGES - 51100	11,942,759	15,446,340	16,010,262	16,840,440
PERSONNEL BENEFITS - 51300	4,592,282	5,911,428	6,054,677	6,368,629
SUPPLIES - 52000	14,924,434	18,246,818	18,975,716	19,985,214
SERVICES-OTHER CHARGES - 53000	3,259,262	6,600,724	6,656,411	7,010,529
INTRAGOVERNMENTAL SERVICES - 55000	5,823,145	8,025,760	8,195,409	8,622,723
CAPITAL EXPENDITURES - 56000	10,130,761	31,637,924	47,718,169	51,513,532
INTEREST AND OTHER DEBT SERVICE COSTS - 57200	9,517	15,150	15,815	16,719
INTRAGOVERNMENTAL CONTRIBUTIONS - 58000	688,031	5,667,723	6,836,195	7,192,638
CONTINGENCIES - 59800	0	(383,458)	(398,776)	(419,991)
APPLIED OVERHEAD - 82000	(759,221)	377,936	384,157	404,077
TOTAL EXPENDITURES	50,610,970	91,546,345	110,448,034	117,534,509
Estimated Underexpenditure	0	2,745,000	3,315,000	3,525,000
OTHER FUND TRANSACTIONS				
Other Fund Transactions	(20,100,000)	0	0	0
TOTAL OTHER FUND TRANSACTIONS	(20,100,000)	0	0	0
Ending Fund Balance	48,303,629	30,773,984	3,446,424	(15,233,260)
RESERVES				
Expenditure Reserves	39,256,527	22,956,198	21,847,123	22,863,648
TOTAL RESERVES	39,256,527	22,956,198	21,847,123	22,863,648
Reserve Shortfall	0	0	18,400,699	38,096,908
Ending Undesignated Fund Balance	9,047,102	7,817,786	0	0

Financial Plan Footnotes:

•All financial plans have the following assumptions, unless otherwise noted in below rows:•2023-2024 Proposed Budget ties to PBCS and matches 2023-2024 Estimated. •Outyear revenue and expenditure inflation assumptions are consistent with figures provided by PSB BFPA guidance.

Revenue Notes:

Outyear revenue inflation assumptions are consistent with figures provided by PSB and/or OEFA with the exception of R3600. Fleet Service's central rates are a function of prior year expenses, and future estimated replacement costs. The high volume of vehicles due for replacement over the next four years, coupled with soaring inflation on supplies and services will require Fleet Services to increase central rates and borrow from another fund to stay above the expenditure reserve threshold in the outyears. For planning purposes, increased revenues in the outyears are grouped under R3600.

Expenditure Notes:

Fleet Service's underspending in 2021-2022 is primarily due to vehicle replacement procurement delays. Contract availability, long lead times, and operational uncertainty about the future vehicle needs have caused Fleet Services and its customers to pause several replacement projects. Fleet Services expects a spike in ordering once manufactures resume full production capacity and increase their electric vehicle and hybrid vehicle offerings. The premium costs of electric vehicles and other green fleet technologies will exceed inflation for the foreseeable future, and these growth factors were incorporated into the expenditure estimates. Additionally, a large portion of the fleet is due for replacement between 2023-2026 as planned life cycle replacements, and as catch up on the vehicle replacement backlog. Finally, large expenditures are expected in 2027-2028 when Fleet Services is likely to begin buying more medium and heavy duty EVs in preparation for the 2030 Strategic Climate Action Plan goal. In the transition to electric vehicles and charging stations an interfund loan will be used to moderate initial rate increases.

Reserve Notes:

The expenditure reserve is a combination of two values.1. Inventory expenditure reserve (the value of fleet inventory parts and fuel as of the end of most recent year-end)2. Equipment Replacement expenditure reserve (between 10 and 20 percent of the current cost to replace all vehicles in the fleet) In preparation for high-volume and high-dollar vehicle replacement expenditures in the next four years, the financial plan for future years assumes the lowest reserve balance threshold possible while also keeping the undesignated fund balance at zero. This fund's reserve shortfall is zero in 2023-2024 because Fleet Services deferred over 100 vehicle replacements to 2025-2026.

Thursday, September 15, 2022 at 18:36:04 PM

RECORDS AND LICENSING SERVICES DIVISION

MISSION

ARCHIVES, RECORDS MANAGEMENT AND MAIL SERVICES (ARMMS)

ARMMS manages current, inactive, and historic records and information assets in compliance with laws, regulations, and industry standards.

LICENSING

With a commitment to exceptional service, Licensing supports consumer protection and public safety through licensing and regulation of vehicles, vessels, taxicabs, for-hire drivers, and companies.

RECORDER'S OFFICE

The King County Recorder's Office is committed to providing our community with exceptional customer service through prompt and accurate recording; preservation and reproductions of documents; accurate collection of real estate excise tax; and courteous issuance and recording of marriage documents.

REGIONAL ANIMAL SERVICES (RASKC)

RASKC provides King County with sustainable, cost-effective animal services that protect people and animals, while providing compassionate animal care.

OVERVIEW

The Records and Licensing Services Division (RALS) is charged with:

- Recording and making accessible real property and other documents for members of the public, businesses, and other governmental agencies;
- Collecting and dispersing real estate excise tax payments on the conveyance of real property in King County;
- Providing licensing and information services and promoting public safety by administering and enforcing licensing and taxi regulations;
- Providing internal mail services and physical and electronic records management services to all county agencies.

- Providing animal care and control services for the protection of property, human health, and safety; and promoting responsible pet ownership and animal welfare through education and licensing programs through public and private sector partnerships.

**2023-2024 Executive Proposed Operating Budget
RECORDS AND LICENSING SERVICES (EN_A47000)**

Operating Budget Summary	Expenditures	Revenues	Reg FTE	TLT
2021-2022 Revised Budget	31,756,471	63,773,972	88.7	1.0
Base Budget Adjustments	1,534,111	(7,499,992)	(0.7)	0.0
Decision Package Adjustments	(255,658)	5,225,438	1.0	0.0
2023-2024 Executive Proposed Budget	33,034,924	61,499,418	89.0	1.0
2023-2024 Executive Proposed Ordinance	33,035,000	61,500,000	89.0	1.0

Notes

1. The 2021-2022 Revised Budget equals the 2021-2022 Adopted Biennial Budget plus all Adopted Supplementals as of the publication of this document.

2. Adjust base budget to remove 2021-2022 one-time changes including those related to pandemic response, annualize supplemental changes, and update personnel rates. Personnel budgets reflect projected 2023-2024 salary and benefit rates, current position classifications, and step/merit increases.

3. The Executive Proposed Budget is the sum of the Revised Budget, Base Budget Adjustments, and Decision Package Adjustments. All FTEs/TLTs are rounded to the nearest 1/10th of a position and in some cases, rounded numbers may not add up to the FTE/TLT totals in Executive Proposed. In the Executive Proposed Ordinance, expenditure and revenue totals are rounded up to the nearest 1,000 and FTEs and TLTs are rounded up to the maximum monthly FTEs/TLTs in the Biennium.

Decision Package Adjustment Detail	Expenditures	Revenues	Reg FTE	TLT
Direct Service Changes				
(DS_003) Licensing and Recording Assistant Manager Add an assistant section manager to provide managerial assistance and backup.	227,512	0	1.0	0.0
(DS_005) Diversity, Equity, and Inclusion Consulting Services Contract with Diversity, Equity, and Inclusion consultant(s) to support Records and Licensing progress on Equity and Social Justice maturity.	100,000	0	0.0	0.0
Technical Adjustments				
(TA_001) Net-Zero Adjustments Make various net-zero adjustments for non-labor accounts in the RALS budget Fund 10.	0	0	0.0	0.0
(TA_050) RALS Revenue Adjustments 2023-2024 Revenue adjustments for the County Collection Fee and the Auditor Filing Recording Fee	0	5,225,438	0.0	0.0
(TA_111) Overtime Account Adjustment Adjust Overtime account for GWI.	9,338	0	0.0	0.0
(TA_112) Temporary Account Adjustment Adjust Temporary account for GWI.	6,372	0	0.0	0.0

**2023-2024 Executive Proposed Operating Budget
RECORDS AND LICENSING SERVICES (EN_A47000)**

Decision Package Adjustment Detail	Expenditures	Revenues	Reg FTE	TLT
(TA_113) Vacancy Rate Adjustment Capture salary savings from employee turnover, without reducing the FTE authority, to increase the accuracy of labor budgeting for this appropriation unit and provide greater transparency.	(287,000)	0	0.0	0.0
(TA_117) Strategic Sourcing Savings Capture savings from contracts strategically negotiated by Procurement.	(7,000)	0	0.0	0.0
Central Rate Adjustments	(304,880)	0	0.0	0.0
Total Decision Package Adjustments	(255,658)	5,225,438	1.0	0.0

**2023-2024 Executive Proposed Operating Budget
REGIONAL ANIMAL SERVICES OF KING COUNTY (EN_A53400)**

Operating Budget Summary	Expenditures	Revenues	Reg FTE	TLT
2021-2022 Revised Budget	15,379,961	15,098,890	43.2	0.0
Base Budget Adjustments	960,040	0	0.0	0.0
Decision Package Adjustments	356,378	270,000	0.0	0.0
2023-2024 Executive Proposed Budget	16,696,379	15,368,890	43.2	0.0
2023-2024 Executive Proposed Ordinance	16,697,000	15,369,000	43.2	0.0

Notes

1. The 2021-2022 Revised Budget equals the 2021-2022 Adopted Biennial Budget plus all Adopted Supplementals as of the publication of this document.
2. Adjust base budget to remove 2021-2022 one-time changes including those related to pandemic response, annualize supplemental changes, and update personnel rates. Personnel budgets reflect projected 2023-2024 salary and benefit rates, current position classifications, and step/merit increases.
3. The Executive Proposed Budget is the sum of the Revised Budget, Base Budget Adjustments, and Decision Package Adjustments. All FTEs/TLTs are rounded to the nearest 1/10th of a position and in some cases, rounded numbers may not add up to the FTE/TLT totals in Executive Proposed. In the Executive Proposed Ordinance, expenditure and revenue totals are rounded up to the nearest 1,000 and FTEs and TLTs are rounded up to the maximum monthly FTEs/TLTs in the Biennium.

Decision Package Adjustment Detail	Expenditures	Revenues	Reg FTE	TLT
Direct Service Changes				
(DS_001) Benefit Bequest Fund Appropriation Utilize additional King County Council appropriation from the Benefit Bequest fund (1432) to implement enhanced efforts to mitigate the impacts of the pandemic on low-income residents and their pets, including a mobile spay and neuter clinic; grants to cover the cost of veterinary services to prevent owners from surrendering their pets so they can receive needed care; and dog training for staff, volunteers, and pet owners at risk for animal surrender due to behavior issues; and a transport fund to offset the costs of private transport (e.g. TNC or cab services) for low income residents seeking to access services at the Kent Animal Shelter or to redeem and transport their impounded animal.	190,000	0	0.0	0.0
Technical Adjustments				
(TA_001) Net-Zero Adjustments Adjust non-labor accounts in the RASKC budget Fund 1431.	0	0	0.0	0.0
(TA_050) Revenue Adjustments Revise budgeted revenues to match current forecast.	0	270,000	0.0	0.0
(TA_111) Overtime Account Adjustment Adjust Overtime account for GWI.	18,600	0	0.0	0.0

**2023-2024 Executive Proposed Operating Budget
 REGIONAL ANIMAL SERVICES OF KING COUNTY (EN_A53400)**

Decision Package Adjustment Detail	Expenditures	Revenues	Reg FTE	TLT
(TA_112) Temporary Account Adjustment Adjust Temporary account for GWI.	17,232	0	0.0	0.0
(TA_113) Vacancy Rate Adjustment Capture salary savings from employee turnover, without reducing the FTE authority, to increase the accuracy of labor budgeting for this appropriation unit and provide greater transparency.	(147,000)	0	0.0	0.0
(TA_117) Strategic Sourcing Savings Capture savings from contracts strategically negotiated by Procurement.	(10,000)	0	0.0	0.0
Central Rate Adjustments	287,546	0	0.0	0.0
Total Decision Package Adjustments	356,378	270,000	0.0	0.0



**2023-2024 Proposed Financial Plan
ANIMAL SERVICES FND - 00001431**

	2021-2022 Estimate	2023-2024 Executive Proposed	2025-2026 Projected	2027-2028 Projected
Category				
Beginning Fund Balance	1,927,579	1,967,098	639,609	(777,405)
REVENUES				
LICENSES AND PERMITS - R3210	6,005,975	6,253,320	6,442,170	6,702,434
FEDERAL GRANTS INDIRECT - R3330	17,750	0	0	0
CHARGE FOR SERVICES - R3410	3,110,264	3,313,770	3,446,144	3,629,477
FINES AND FORFEITS - R3510	311,342	340,800	354,414	373,268
MISCELLANEOUS REVENUE - R3600	88,089	101,000	105,035	110,622
TRANSFERS IN - R3901	5,090,000	5,360,000	5,438,000	5,438,000
TOTAL REVENUES	14,623,420	15,368,890	15,785,762	16,253,802
EXPENDITURES				
SALARIES/WAGES - 51100	6,640,662	7,699,920	7,982,676	8,396,601
PERSONNEL BENEFITS - 51300	2,568,748	2,929,839	3,000,203	3,155,772
SUPPLIES - 52000	604,208	552,794	574,876	605,459
SERVICES-OTHER CHARGES - 53000	1,138,030	1,437,438	1,484,459	1,563,432
INTRAGOVERNMENTAL SERVICES - 55000	3,571,293	4,047,626	4,133,185	4,348,692
CAPITAL EXPENDITURES - 56000	20,008	40,016	40,016	40,016
INTRAGOVERNMENTAL CONTRIBUTIONS - 58000	52,391	11,624	11,624	11,624
CONTINGENCIES - 59800	5,912	11,824	11,824	11,824
CONTRA EXPENDITURES - 59900	(17,351)	(34,702)	(36,088)	(38,008)
TOTAL EXPENDITURES	14,583,901	16,696,379	17,202,776	18,095,411
OTHER FUND TRANSACTIONS				
Ending Fund Balance	1,967,098	639,609	(777,405)	(2,619,014)
RESERVES				
Cash Flow Reserves	150,000	0	150,000	150,000
TOTAL RESERVES	150,000	0	150,000	150,000
Reserve Shortfall	0	0	927,405	2,769,014
Ending Undesignated Fund Balance	1,817,098	639,609	0	0

Financial Plan Footnotes:

•All financial plans have the following assumptions, unless otherwise noted in below rows:•2023-2024 Proposed Budget ties to PBCS and matches 2023-2024 Estimated. •Outyear revenue and expenditure inflation assumptions are consistent with figures provided by PSB BFPA guidance.

Revenue Notes:

Revenues Notes: Enhanced Services to contract cities are outside the base service offerings provided by the master interlocal agreement (ILA). PSB and RALS assume some revenue (and corresponding expenditures) from Enhanced Service requests. As of the proposed budget, there are no Enhanced Services in 2023-2024. Lack of these expenditures is one driver for typical fund underexpenditure.

Expenditure Notes:

Reserve Notes:

Reserve Notes: Cash Flow Fund Balance Reserve sets aside fund balance to offset fluctuations in revenue/expenditures that result in periods of negative fund balance. This reserve will help avoid negative fund balances that would require interfund loaning at an increased cost to the Animal Services Fund.

**2023-2024 Executive Proposed Operating Budget
ANIMAL BEQUESTS (EN_A53800)**

Operating Budget Summary	Expenditures	Revenues	Reg FTE	TLT
2021-2022 Revised Budget	380,000	1,247,000	0.0	0.0
Base Budget Adjustments	0	0	0.0	0.0
Decision Package Adjustments	0	0	0.0	0.0
2023-2024 Executive Proposed Budget	380,000	1,247,000	0.0	0.0
2023-2024 Executive Proposed Ordinance	380,000	1,247,000	0.0	0.0

Notes

1. The 2021-2022 Revised Budget equals the 2021-2022 Adopted Biennial Budget plus all Adopted Supplementals as of the publication of this document.

2. Adjust base budget to remove 2021-2022 one-time changes including those related to pandemic response, annualize supplemental changes, and update personnel rates. Personnel budgets reflect projected 2023-2024 salary and benefit rates, current position classifications, and step/merit increases.

3. The Executive Proposed Budget is the sum of the Revised Budget, Base Budget Adjustments, and Decision Package Adjustments. All FTEs/TLTs are rounded to the nearest 1/10th of a position and in some cases, rounded numbers may not add up to the FTE/TLT totals in Executive Proposed. In the Executive Proposed Ordinance, expenditure and revenue totals are rounded up to the nearest 1,000 and FTEs and TLTs are rounded up to the maximum monthly FTEs/TLTs in the Biennium.



King County

**2023-2024 Executive Proposed Financial Plan
ANIMAL BEQUEST FND - 000001432**

Category	2021-2022 Estimate	2023-2024 Executive Proposed	2025-2026 Projected	2027-2028 Projected
Beginning Fund Balance	1,537,045	2,066,705	2,933,705	3,800,705
REVENUES				
MISCELLANEOUS REVENUE - R3600	899,170	1,247,000	1,247,000	1,247,000
INTEREST EARNINGS - R3611	10,490	0	0	0
TOTAL REVENUES	909,660	1,247,000	1,247,000	1,247,000
EXPENDITURES				
INTRAGOVERNMENTAL SERVICES - 55000	190,000	0	0	0
INTRAGOVERNMENTAL CONTRIBUTIONS - 58000	190,000	380,000	380,000	380,000
TOTAL EXPENDITURES	380,000	380,000	380,000	380,000
OTHER FUND TRANSACTIONS				
Ending Fund Balance	2,066,705	2,933,705	3,800,705	4,667,705
Ending Undesignated Fund Balance	2,066,705	2,933,705	3,800,705	4,667,705

Financial Plan Footnotes:

•All financial plans have the following assumptions, unless otherwise noted in below rows:•2023-2024 Proposed Budget ties to PBCS and matches 2023-2024 Estimated. •Outyear revenue and expenditure inflation assumptions are consistent with figures provided by PSB BFPA guidance. This Financial Plan was updated by Justin Grover for the 2023-2024 Biennial Budget.

Revenue Notes:

Revenues Notes: In the period of June 2020, the RASKC Angel Fund received two private donations for \$965k. Donations deposited to balance sheet accounts and not in "revenue" accounts, but show as revenue in this plan for budgeting purposes.

Expenditure Notes:

Expenditure Notes: Expense is the Regional Animal Services expense (55394) Expense Type to reimburse RASKC for donation supported services (RASKC Cost Center 534010). There are no out year expenditure projections for intragovernmental services as this fund does not get charged central service rates and acts as a donation fund to the RASKC (1431) fund.

Reserve Notes:

Thursday, September 08, 2022 at 04:11:46 AM

**2023-2024 Executive Proposed Operating Budget
 RECORDERS OPERATION AND MAINTENANCE (EN_A47100)**

Operating Budget Summary	Expenditures	Revenues	Reg FTE	TLT
2021-2022 Revised Budget	3,678,703	3,543,652	7.3	0.0
Base Budget Adjustments	(12,068)	0	(0.3)	0.0
Decision Package Adjustments	285,362	0	0.0	0.0
2023-2024 Executive Proposed Budget	3,951,997	3,543,652	7.0	0.0
2023-2024 Executive Proposed Ordinance	3,952,000	3,544,000	7.0	0.0

Notes

1. The 2021-2022 Revised Budget equals the 2021-2022 Adopted Biennial Budget plus all Adopted Supplementals as of the publication of this document.

2. Adjust base budget to remove 2021-2022 one-time changes including those related to pandemic response, annualize supplemental changes, and update personnel rates. Personnel budgets reflect projected 2023-2024 salary and benefit rates, current position classifications, and step/merit increases.

3. The Executive Proposed Budget is the sum of the Revised Budget, Base Budget Adjustments, and Decision Package Adjustments. All FTEs/TLTs are rounded to the nearest 1/10th of a position and in some cases, rounded numbers may not add up to the FTE/TLT totals in Executive Proposed. In the Executive Proposed Ordinance, expenditure and revenue totals are rounded up to the nearest 1,000 and FTEs and TLTs are rounded up to the maximum monthly FTEs/TLTs in the Biennium.

Decision Package Adjustment Detail	Expenditures	Revenues	Reg FTE	TLT
Direct Service Changes				
(DS_001) Recorder's Office Landmark Enhancements Fund enhancements to the Landmark recording system.	194,500	0	0.0	0.0
Technical Adjustments				
(TA_001) Recorders Operations and Maintenance (ROM) Net-Zero Adjustments Make various net-zero adjustments for non-labor accounts in the ROM budget Fund 1090.	0	0	0.0	0.0
(TA_111) Overtime Account Adjustment Adjust Overtime account for GWI.	372	0	0.0	0.0
(TA_112) Temporary Account Adjustment Adjust Temporary account for GWI.	4,380	0	0.0	0.0
(TA_117) Strategic Sourcing Savings Capture savings from contracts strategically negotiated by Procurement.	(400)	0	0.0	0.0
Central Rate Adjustments	86,510	0	0.0	0.0
Total Decision Package Adjustments	285,362	0	0.0	0.0



**2023-2024 Executive Proposed Financial Plan
RECORDER'S O & M FUND - 000001090**

Category	2021-2022 Estimate	2023-2024 Executive Proposed	2025-2026 Projected	2027-2028 Projected
Beginning Fund Balance	2,651,856	3,552,603	3,144,258	2,661,436
REVENUES				
STATE ENTITLEMENTS - R3360	1,564,729	1,256,362	1,275,621	1,301,738
CHARGE FOR SERVICES - R3410	2,618,281	2,255,290	2,289,862	2,336,744
INTEREST EARNINGS - R3611	36,160	32,000	32,000	32,000
TOTAL REVENUES	4,219,169	3,543,652	3,597,483	3,670,482
EXPENDITURES				
SALARIES/WAGES - 51100	1,069,707	1,141,057	1,182,705	1,244,031
PERSONNEL BENEFITS - 51300	457,994	459,364	470,247	494,631
SUPPLIES - 52000	22,804	45,400	47,214	49,725
SERVICES-OTHER CHARGES - 53000	517,247	908,774	950,796	1,001,378
INTRAGOVERNMENTAL SERVICES - 55000	949,229	1,047,624	1,069,769	1,125,547
CAPITAL EXPENDITURES - 56000	62,773	125,546	130,561	137,507
INTRAGOVERNMENTAL CONTRIBUTIONS - 58000	237,541	221,976	226,668	238,487
CONTINGENCIES - 59800	1,128	2,256	2,346	2,471
TOTAL EXPENDITURES	3,318,423	3,951,997	4,080,306	4,293,777
OTHER FUND TRANSACTIONS				
Ending Fund Balance	3,552,603	3,144,258	2,661,436	2,038,141
RESERVES				
Rainy Day Reserve	282,841	0	329,906	356,298
TOTAL RESERVES	282,841	0	329,906	356,298
Ending Undesignated Fund Balance	3,269,762	3,144,258	2,331,530	1,681,843

Financial Plan Footnotes:

•All financial plans have the following assumptions, unless otherwise noted in below rows:•2021-2022 Adopted Budget ties to PBCS. •Outyear revenue and expenditure inflation assumptions are consistent with figures provided by PSB and/or OEFA. This plan was update by Justin Grover for the 2023-2024 Budget.

Revenue Notes:

Revenues Notes:Real Estate Excise Tax (REET) Electronic Technology funding source ended July 2010. eREET funding resumed Jan 1, 2014. The funds collected are designated to support the maintenance and operation of an annual revaluation (eReVal Technology Reserve) system for property tax valuation (Assessor); and maintenance and operation of an electronic processing and reporting system (eREET Technology Reserve) for real estate excise tax affidavits (RALS-Recorder's Office). These funds are split 50/50 to each of the two above noted systems.

Expenditure Notes:

Reserve Notes:

Reserve Notes: Rainy Day Reserve has been established and is based on 60 days of operating expenditures (excluding capital outlay and contingencies).

OFFICE OF RISK MANAGEMENT SERVICES

MISSION

The Office of Risk Management Services provides valuable services through a dedicated team balancing risks and opportunities.

OVERVIEW

The Office of Risk Management Services (ORMS) works closely with all County agencies to balance risks and opportunities, protect assets, and provide effective risk services to support in balancing risk and value.

As part of managing risk, ORMS investigates and resolves claims filed against the county, purchases a variety of insurance policies, advises King County departments on liability related to contracts, and recovers compensation for damages caused by others to King County assets. ORMS also manages complex public records requests and, through the enterprise risk management program, collaborates with King County departments to identify and address risks.

**2023-2024 Executive Proposed Operating Budget
OFFICE OF RISK MANAGEMENT SERVICES (EN_A15400)**

Operating Budget Summary	Expenditures	Revenues	Reg FTE	TLT
2021-2022 Revised Budget	131,709,552	83,511,262	26.5	1.0
Base Budget Adjustments	(34,991,192)	64,915,382	0.0	(1.0)
Decision Package Adjustments	19,638,858	421,104	1.0	1.0
2023-2024 Executive Proposed Budget	116,357,218	148,847,748	27.5	1.0
2023-2024 Executive Proposed Ordinance	116,358,000	148,848,000	27.5	1.0

Notes

1. The 2021-2022 Revised Budget equals the 2021-2022 Adopted Biennial Budget plus all Adopted Supplementals as of the publication of this document.
2. Adjust base budget to remove 2021-2022 one-time changes including those related to pandemic response, annualize supplemental changes, and update personnel rates. Personnel budgets reflect projected 2023-2024 salary and benefit rates, current position classifications, and step/merit increases.
3. The Executive Proposed Budget is the sum of the Revised Budget, Base Budget Adjustments, and Decision Package Adjustments. All FTEs/TLTs are rounded to the nearest 1/10th of a position and in some cases, rounded numbers may not add up to the FTE/TLT totals in Executive Proposed. In the Executive Proposed Ordinance, expenditure and revenue totals are rounded up to the nearest 1,000 and FTEs and TLTs are rounded up to the maximum monthly FTEs/TLTs in the Biennium.

Decision Package Adjustment Detail	Expenditures	Revenues	Reg FTE	TLT
---	---------------------	-----------------	----------------	------------

Direct Service Changes

(DS_001) Vaccine Mandate TLT (CLFR Funded)

Reappropriate CLFR funding to add a TLT to support the continued implementation of King County's vaccine mandate. This mandate resulted in a high volume of public records requests handled by a small public records team. Employees who were separated due to non-compliance with the vaccine mandate have three years to file a claim or lawsuit. There were nearly 260 separations. It is reasonable to expect the volume of vaccine mandate-related public records requests to be high over the next three years. Additionally, a secure database is required for the quantity and confidentiality of the requested records.

418,926	421,104	0.0	1.0
---------	---------	-----	-----

(DS_002) Shared DES Public Records Officer

Add an unfunded DES Public Records Officer. During the 2019-2020 biennium, a TLT filled this role and was funded by contributions from all DES divisions. The need for this position continues and the ongoing position would be funded completely by DES divisions using surplus funds. The risk of claims related to public records requests will increase if this function resides in DES divisions.

1	0	1.0	0.0
---	---	-----	-----

Administrative Service Changes

**2023-2024 Executive Proposed Operating Budget
OFFICE OF RISK MANAGEMENT SERVICES (EN_A15400)**

Decision Package Adjustment Detail	Expenditures	Revenues	Reg FTE	TLT
(AC_001) Loss Control Restoration Restore the loss control program to its pre-pandemic level of \$2 million per biennium. The loss control program was scaled back to \$1.47 million in 2021-2022 from the \$2 million funded in 2019-2020 to meet budget reduction targets. However, the demand for resources to prevent and control emergent issues was high in 2021. Requests in 2021 alone totaled \$2.4 million, 70% more than the total appropriation for the 2021-2022 biennium.	530,000	0	0.0	0.0
Technical Adjustments				
(TA_001) Claims and Insurance Adjustment Adjust claims and insurance to projected levels. The current biennium has been challenging in the world of risk management, and Claims and insurance costs are rising at an unprecedented rate across the nation and in King County. This changing legal environment, combined with an increase in serious King County loss events, has caused significant claims and insurance inflation.	17,325,961	0	0.0	0.0
(TA_002) Proforma Budget Correction in Loss Control The 2023-2024 proforma budget further reduced the loss control budget by another \$330,000 to \$1.14 million. PSB reports that this was an unintended error in the proforma process.	330,000	0	0.0	0.0
(TA_003) DES Shared Services Add the DES Director's Office cost allocation to the ORMS budget. Other DES agencies have routinely budgeted for this cost in the past. ORMS is adding this cost to its budget for 2023-2024.	125,406	0	0.0	0.0
(TA_004) Inflation Add a modest amount for inflation due to the current inflationary economic outlook.	565,000	0	0.0	0.0
(TA_005) Restoration of Travel Budget Restore the ORMS travel budget in order to partner effectively with the County's insurance brokers and underwriters. The requested amount will restore the travel budget to the 2019-2020 level and will be funded via the insurance central rate. ORMS is partnering with insurance brokers and underwriters to transparently share data and analysis and illustrate our values to mitigate rising costs as much as possible. One necessary strategy is to reinstate in-person meetings with our insurance partners, many of which occur in London, England. The ORMS travel budget was cut in the 2021-2022 budget due to the pandemic.	89,000	0	0.0	0.0
(TA_117) Strategic Sourcing Savings Capture savings from contracts strategically negotiated by Procurement.	(1,000)	0	0.0	0.0
Central Rate Adjustments	255,564	0	0.0	0.0
Total Decision Package Adjustments	19,638,858	421,104	1.0	1.0

2023 - 2024 Proposed Financial Plan
Office of Risk Management Services / 000005520

Category	2021-2022 Estimated	2023-2024 Proposed	2025-2026 Projected	2027-2028 Projected
Beginning Fund Balance	78,147,000	64,050,509	96,541,044	139,728,088
Revenues				
Internal Service Rates	105,567,813	148,426,644	173,659,173	173,659,173
Other Misc Revenue	4,578,596		-	-
CLFR Funds		421,104	-	-
Total Revenues	110,146,409	148,847,748	173,659,173	173,659,173
Expenditures				
Claim and Settlement Expenditures	77,380,961	51,329,000	60,109,000	65,539,000
Insurance Premiums	34,508,133	50,244,593	55,269,052	60,795,958
Operating Expenditures	12,353,806	14,783,620	15,094,076	16,045,003
			-	-
			-	-
Total Expenditures	124,242,900	116,357,213	130,472,129	142,379,961
Estimated Underexpenditures				
Other Fund Transactions				
Total Other Fund Transactions	-	-	-	-
Ending Fund Balance	64,050,509	96,541,044	139,728,088	171,007,301
Reserves				
Actuarial Reserve for Losses Incurred	104,094,000	121,122,000	133,406,000	146,887,000
Total Reserves	104,094,000	121,122,000	133,406,000	146,887,000
Reserve Shortfall	40,043,491	24,580,956	-	-
Ending Undesignated Fund Balance	-	-	6,322,088	24,120,301

Financial Plan Notes

All financial plans have the following assumptions, unless otherwise noted in below rows.

2023-2024 Proposed Budget ties to PBCS and matches 2023-2024 Estimated.

Outyear revenue and expenditure inflation assumptions are consistent with figures provided by PSB's BFPA guidance.

Revenue Notes:

2021-2022 ORMS completed a mid-biennium (2nd omnibus) rate change due to the unprecedented number of claims and judgements during the first part of the biennium.

Expenditure Notes:

The County's SIR (Self-Insured Retention, i.e. "deductible") will go from \$7.5M in 2022 to \$10M in 2023

Projected claims for 2023-2028 tie to 2021 actuary report plus inflation adjustment for 2023/2024

Reserve Notes:

Required reserves tie to 2021 actuary report. Actuarial Reserve for Losses Incurred is the amount the actuary projects the county should keep in risk reserves.

Due to unprecedented number of claims in 2021-2022, there is a large reserve shortfall by end of 2022, and we expect reserves to be caught up and fully funded by 2025-2026 biennium.

Last Updated 9/8/2022 by Justin Grover using data from PBCS and BFPA assumptions.

DEPARTMENT OF HUMAN RESOURCES

MISSION

The Department of Human Resources' mission is to provide strategic human resources leadership, modernize systems, and deliver customer-focused services designed to support the management, growth, and development of the King County workforce.

OVERVIEW

The Department of Human Resources (DHR) provides leadership, direction, guidance, systems, services, processes, and tools so that King County can manage its workforce well and employees can thrive.

DHR's organizational structure consists of three divisions and the DHR's Director's Office:

- The DHR Director's Office includes senior leadership, workforce equity, policy advisors, finance, and payroll, county-wide people communications, human resources systems and analytics, and administrative staff. The Director's Office provides guidance and support within the department and across the County's workforce on human resources policy, procedures, and processes. The Directors' Office also oversees the implementation of the Investing in You initiative.
- The Career and Culture Division focuses on healthy engagement and a respectful, inclusive work environment across the county. The division offers coaching, organizational development, employee engagement, learning and development, mentoring, alternative dispute resolution, and career support services.
- The Employee Health and Safety Division brings an integrated approach to managing the complex, interconnected areas of employee benefits, central payroll services, disability and absence management, workplace safety, and worker's compensation. In addition, this division develops, negotiates, manages, and communicates employee benefit programs; promotes the optimal health, well-being, and safety of employees; leads the employee giving program; manages disability-related and return-to-work programs; serves as point of accountability for

County strategy and coordination related to leaves and benefits; and leads the safety and worker's compensation programs.

- The Human Resources Services Delivery Division supports the County with the core HR services of talent acquisition, onboarding, civil service recruiting, classification, and compensation. The division also supports department HR managers and, through them, department HR staff, supervisors, leaders, and individual employees.

**2023-2024 Executive Proposed Operating Budget
HUMAN RESOURCES MANAGEMENT (EN_A42000)**

Operating Budget Summary	Expenditures	Revenues	Reg FTE	TLT
2021-2022 Revised Budget	46,289,054	6,194,925	121.0	1.0
Base Budget Adjustments	3,978,911	(1,882,877)	0.0	0.0
Decision Package Adjustments	6,138,546	0	7.0	5.0
2023-2024 Executive Proposed Budget	56,406,511	4,312,048	128.0	6.0
2023-2024 Executive Proposed Ordinance	56,407,000	4,313,000	128.0	6.0

Notes

1. The 2021-2022 Revised Budget equals the 2021-2022 Adopted Biennial Budget plus all Adopted Supplementals as of the publication of this document.
2. Adjust base budget to remove 2021-2022 one-time changes including those related to pandemic response, annualize supplemental changes, and update personnel rates. Personnel budgets reflect projected 2023-2024 salary and benefit rates, current position classifications, and step/merit increases.
3. The Executive Proposed Budget is the sum of the Revised Budget, Base Budget Adjustments, and Decision Package Adjustments. All FTEs/TLTs are rounded to the nearest 1/10th of a position and in some cases, rounded numbers may not add up to the FTE/TLT totals in Executive Proposed. In the Executive Proposed Ordinance, expenditure and revenue totals are rounded up to the nearest 1,000 and FTEs and TLTs are rounded up to the maximum monthly FTEs/TLTs in the Biennium.

Decision Package Adjustment Detail	Expenditures	Revenues	Reg FTE	TLT
Direct Service Changes				
(DS_006) Floating HR Manager Manage special projects for HR-related programs, provide consultation and development support to new HR Managers, and provide coverage and support for department HR managers as needed.	421,613	0	1.0	0.0
(DS_007) eRecords Manager Add a records manager to the DHR operations team to support the implementation of the eRecords system Laserfiche. This role will function as a resource for HR departments enterprise wide as they manage their personnel files.	353,340	0	1.0	0.0
(DS_008) Onboarding Functional Analyst Add a position to develop and coordinate a countywide effort to design and manage a unified and standardized onboarding experience.	321,963	0	1.0	0.0
(DS_011) Talent Recruitment Pilot Extension Add five talent acquisition TLT positions, including extending four current positions, to support the County's recruitment and outreach efforts and add \$50,000 for outreach and marketing.	1,441,109	0	0.0	5.0

**2023-2024 Executive Proposed Operating Budget
HUMAN RESOURCES MANAGEMENT (EN_A42000)**

Decision Package Adjustment Detail	Expenditures	Revenues	Reg FTE	TLT
(DS_012) NEOGOV License Increase Fund the increased license cost for NEOGov to support the hybrid workforce model, including onboarding, offboarding, performance management, and digital forms.	380,000	0	0.0	0.0
(DS_013) Origami for Grievance Tracking License Fund the increased license cost for the grievance tracking platform.	400,000	0	0.0	0.0
(DS_014) Laserfische for eRecords License Fund the increased license cost for eRecords/Laserfische.	400,000	0	0.0	0.0
(DS_020) Workforce management system assessment Fund an assessment of workforce management systems in King County, including Peoplesoft.	100,000	0	0.0	0.0
(DS_025) ADA Coordinator Fund an Americans with Disabilities Act coordinator to support an enterprise-wide body of required ongoing work for King County's Title II ADA. The subject matter expert will liaise with all departments on all aspects of ADA work and planning as identified in the Council's adopted Disability Equity Strategic Plan.	319,712	0	1.0	0.0
Administrative Service Changes				
(AC_010) Civil rights program and the Americans with Disabilities Act Transfer positions supporting the Civil Rights and American Disabilities Act (ADA) programs from OESJ to DHR.	1,041,931	0	3.0	0.0
Technical Adjustments				
(TA_110) Net zero adjustment Realigns expenditure accounts.	6	0	0.0	0.0
(TA_111) Overtime Account Adjustment Adjust Overtime account for GWI.	6,251	0	0.0	0.0
(TA_112) Temporary Account Adjustment Adjust Temporary account for GWI.	4,259	0	0.0	0.0
(TA_113) Vacancy Rate Adjustment Capture salary savings from employee turnover, without reducing the FTE authority, to increase the accuracy of labor budgeting for this appropriation unit and provide greater transparency.	(582,000)	0	0.0	0.0
(TA_117) Strategic Sourcing Savings Capture savings from contracts strategically negotiated by Procurement.	(4,800)	0	0.0	0.0
Central Rate Adjustments	1,535,162	0	0.0	0.0
Total Decision Package Adjustments	6,138,546	0	7.0	5.0

**2023-2024 Executive Proposed Operating Budget
EMPLOYEE BENEFITS (EN_A42900)**

Operating Budget Summary	Expenditures	Revenues	Reg FTE	TLT
2021-2022 Revised Budget	671,617,059	576,088,721	17.0	0.0
Base Budget Adjustments	7,016,588	18,841,897	0.0	0.0
Decision Package Adjustments	14,422,524	28,884,684	1.0	2.0
2023-2024 Executive Proposed Budget	693,056,171	623,815,302	18.0	2.0
2023-2024 Executive Proposed Ordinance	693,057,000	623,816,000	18.0	2.0

Notes

1. The 2021-2022 Revised Budget equals the 2021-2022 Adopted Biennial Budget plus all Adopted Supplementals as of the publication of this document.
2. Adjust base budget to remove 2021-2022 one-time changes including those related to pandemic response, annualize supplemental changes, and update personnel rates. Personnel budgets reflect projected 2023-2024 salary and benefit rates, current position classifications, and step/merit increases.
3. The Executive Proposed Budget is the sum of the Revised Budget, Base Budget Adjustments, and Decision Package Adjustments. All FTEs/TLTs are rounded to the nearest 1/10th of a position and in some cases, rounded numbers may not add up to the FTE/TLT totals in Executive Proposed. In the Executive Proposed Ordinance, expenditure and revenue totals are rounded up to the nearest 1,000 and FTEs and TLTs are rounded up to the maximum monthly FTEs/TLTs in the Biennium.

Decision Package Adjustment Detail	Expenditures	Revenues	Reg FTE	TLT
Direct Service Changes				
(DS_003) EAP Counselors (TLT) Add budget authority for two TLT EAP counselors who were hired during the pandemic.	650,662	0	0.0	2.0
(DS_004) Communications Specialist Add a communications specialist to focus on helping employees understand the available wellness, wellbeing, and medical benefits through enhanced health equity outreach.	287,859	0	1.0	0.0
(DS_005) Purchaser Business Group on Health (PBGH) Membership Fund King County's membership in PBGH, which will allow partnership with other large employers to influence and push the health care system toward greater efficiency and lower costs.	60,000	0	0.0	0.0
(DS_016) Employee Giving Program Short Term Support Fund temporary support for the Employee Giving Program. The short term temporary positions will provide temporary support to King County employees and the Employee Giving Program ambassadors.	100,000	0	0.0	0.0

Technical Adjustments

**2023-2024 Executive Proposed Operating Budget
EMPLOYEE BENEFITS (EN_A42900)**

Decision Package Adjustment Detail	Expenditures	Revenues	Reg FTE	TLT
(TA_003) Washington Partnership Access Line (WAPAL) Taxes Adjustment				
Fund the WAPAL Funding Program to provide sustainable funding for children's mental health services, a tele-behavioral health video call center, and other programs.	80,000	0	0.0	0.0
(TA_010) Claims Expenditures				
Adjust the funding for employee benefits claims based on the August 2022 Actuary estimate.	13,328,053	0	0.0	0.0
(TA_050) Revenue Update				
Adjust benefit funding based on August 2022 Actuary estimate.	0	28,884,684	0.0	0.0
(TA_113) Vacancy Rate Adjustment				
Capture salary savings from employee turnover, without reducing the FTE authority, to increase the accuracy of labor budgeting for this appropriation unit and provide greater transparency.	(128,000)	0	0.0	0.0
Central Rate Adjustments	43,950	0	0.0	0.0
Total Decision Package Adjustments	14,422,524	28,884,684	1.0	2.0

**2023 - 2024 Proposed Financial Plan
Employee Benefits Fund / 000005500**

Category	2021-2022 Estimated	2023-2024 Proposed	2025-2026 Projected	2027-2028 Projected
Beginning Fund Balance	155,543,000	109,313,404	72,330,513	(18,240,122)
Revenues				
Funding Rate Recovery	531,253,596	577,499,253	578,047,972	603,482,148
Non Rate Revenues	38,659,108	41,079,860	44,035,678	46,998,638
Interest Income	2,516,149	5,236,189	3,190,656	-
Total Revenues	572,428,852	623,815,302	625,274,306	650,480,786
Expenditures				
Health Claim Expenditures	600,640,902	645,159,412	699,933,679	755,584,953
Benefits Administration	12,950,220	15,638,781	15,911,262	16,886,673
JLMIC Childcare Program	5,067,326	-	-	-
Reserve/Contingency	-	32,257,978	34,996,684	37,779,248
Total Expenditures	618,658,448	693,056,171	750,841,625	810,250,873
Estimated Underexpenditures		(32,257,978)	(34,996,684)	(37,779,248)
Other Fund Transactions				
Total Other Fund Transactions	-	-	-	-
Ending Fund Balance	109,313,404	72,330,513	(18,240,122)	(140,230,961)
Reserves				
Expenditure Reserve (IBNR)	23,280,000	23,280,000	23,280,000	23,280,000
JLMIC PFR	56,115,963	33,574,156	-	-
ATU PFR	24,343,143	12,360,654	-	-
Other Reserves (Deputies, LEOFF, Undesignated)	5,574,298	3,115,702	-	-
Total Reserves	109,313,404	72,330,513	23,280,000	23,280,000
Reserve Shortfall	-	-	41,520,122	163,510,961
Ending Undesignated Fund Balance	-	-	-	-

Financial Plan Notes

All financial plans have the following assumptions, unless otherwise noted in below rows.

2023-2024 Proposed Budget ties to PBCS and matches 2023-2024 Estimated.

Outyear revenue and expenditure inflation assumptions are consistent with figures provided by PSB's BFPA guidance.

Revenue Notes:

[1] Funding Rate Recovery Revenue projections for 2022 - 2025 are based on Mercer Enrollment (August 2022 Projections). 2021 PEPM funding rates decreased (compared to 2020 levels) by 10% for JLMIC and 5% for ATU compared to 2020 levels. The PEPM funding rates return to 2020 levels in 2022. In 2023, the PEPM funding rate is projected to increase by 4% for JLMIC and 4% for Sheriff's Deputies compared to 2022 levels and are projected to remain constant from 2023 through 2026. To project 2027-2028 revenues, the projected average rate of growth from 2021 through 2026 was used.

[2] Non Rate Revenue projections for 2022-2025 are based on Mercer projections (August 2022). To project 2026-2028 numbers, the projected average rate of growth from 2021 through 2026 was used.

[3] Interest Income Revenue projections for 2022-2028 are based on projected yearly fund balance multiplied by the latest OEFA interest assumptions (July 2022).

Expenditure Notes:

[1] Health Claim Expenditures projections for 2022 through 2025 are based on Mercer projections (August 2022). To project 2027-2028 expenditures, the projected average rate of growth from 2021-2026 was used.

[2] Benefits Administration projections for "2021-2022 Estimated" column, were calculated by taking 2021 actuals and adding 2022 revised final adopted amounts.

The 2023-2024 projections are based on Executive Proposed budgeted numbers as of 08/31/2022. BFPA growth rate assumptions are used to project 2025-2028 numbers.

[3] Reserve Contingency projections for 2023-2024, 2025-2026 and 2027-2028 are based on 5% of projected Health Claim Expenditures (from Mercer, revised August 2022 projections).

Reserve Notes:

[1] The "Other Reserves" is calculated by the taking the difference between "Ending Fund Balance" and the sum of the JLMIC PFR, ATU PFR and the Expenditure Reserve (e.g. the IBNR).

**2023-2024 Executive Proposed Operating Budget
SAFETY AND CLAIMS MANAGEMENT (EN_A66600)**

Operating Budget Summary	Expenditures	Revenues	Reg FTE	TLT
2021-2022 Revised Budget	90,175,957	61,358,185	49.0	0.0
Base Budget Adjustments	(13,035,910)	3,257	0.0	0.0
Decision Package Adjustments	19,168,869	17,252,971	1.0	0.0
2023-2024 Executive Proposed Budget	96,308,916	78,614,413	50.0	0.0
2023-2024 Executive Proposed Ordinance	96,309,000	78,615,000	50.0	0.0

Notes

1. The 2021-2022 Revised Budget equals the 2021-2022 Adopted Biennial Budget plus all Adopted Supplementals as of the publication of this document.

2. Adjust base budget to remove 2021-2022 one-time changes including those related to pandemic response, annualize supplemental changes, and update personnel rates. Personnel budgets reflect projected 2023-2024 salary and benefit rates, current position classifications, and step/merit increases.

3. The Executive Proposed Budget is the sum of the Revised Budget, Base Budget Adjustments, and Decision Package Adjustments. All FTEs/TLTs are rounded to the nearest 1/10th of a position and in some cases, rounded numbers may not add up to the FTE/TLT totals in Executive Proposed. In the Executive Proposed Ordinance, expenditure and revenue totals are rounded up to the nearest 1,000 and FTEs and TLTs are rounded up to the maximum monthly FTEs/TLTs in the Biennium.

Decision Package Adjustment Detail	Expenditures	Revenues	Reg FTE	TLT
Direct Service Changes				
(DS_001) Claims Officer Support Add a claims officer to support the worker's compensation team's efforts to send employees back to work and resolve claims more quickly.	283,411	0	1.0	0.0
(DS_002) Axway License Fund the annual Axway license which supports encrypted and safe connection between the worker's compensation claims management system and external vendors	100,000	0	0.0	0.0
Technical Adjustments				
(TA_001) Claims Budget, L&I Taxes Budget, and Contingency Reserve Adjustments Adjust the worker's compensation claims account based on actuarial forecasts and the L&I account based on projected tax increases.	0	15,015,286	0.0	0.0
(TA_002) Claims Budget, L&I Taxes Budget, and Contingency Reserve Adjustments Adjust the worker's compensation claims account based on actuarial forecasts and the L&I account based on projected tax increases.	19,461,890	0	0.0	0.0
(TA_050) Revenue Adjustment Adjust revenue based on latest estimate.	0	2,237,685	0.0	0.0

**2023-2024 Executive Proposed Operating Budget
SAFETY AND CLAIMS MANAGEMENT (EN_A66600)**

Decision Package Adjustment Detail	Expenditures	Revenues	Reg FTE	TLT
(TA_113) Vacancy Rate Adjustment Capture salary savings from employee turnover, without reducing the FTE authority, to increase the accuracy of labor budgeting for this appropriation unit and provide greater transparency.	(55,000)	0	0.0	0.0
(TA_117) Strategic Sourcing Savings Capture savings from contracts strategically negotiated by Procurement.	(2,800)	0	0.0	0.0
Central Rate Adjustments	(618,632)	0	0.0	0.0
Total Decision Package Adjustments	19,168,869	17,252,971	1.0	0.0

**2023 - 2024 Proposed Financial Plan
Safety & Claims Fund / 000005420**

Category	2021-2022 Estimated	2023-2024 Proposed	2025-2026 Projected	2027-2028 Projected
Beginning Fund Balance	111,336,000	97,439,339	86,744,836	84,869,490
Revenues				
Industrial Insurance Rates	69,226,086	73,881,236	91,612,733	113,599,788
Miscellaneous Revenues	4,689,428	4,733,177	4,969,836	5,218,328
Total Revenues	73,915,514	78,614,413	96,582,568	118,818,116
Expenditures				
Claim Expenditures	54,244,747	54,298,000	61,499,000	65,607,185
Labor & Industries Expenses	16,116,084	16,961,890	17,767,983	18,656,382
Administration & Interfund Transfers	17,451,344	18,049,026	19,190,931	20,380,769
Reserve Contingency		7,000,000	7,000,000	8,000,000
Total Expenditures	87,812,175	96,308,916	105,457,914	112,644,336
Estimated Underexpenditures	-	(7,000,000)	(7,000,000)	(8,000,000)
Other Fund Transactions				
Total Other Fund Transactions	-	-	-	-
Ending Fund Balance	97,439,339	86,744,836	84,869,490	99,043,271
Reserves				
Actuarial Liabilities Estimate	75,704,000	87,835,000	98,751,000	98,751,000
Total Reserves	75,704,000	87,835,000	98,751,000	98,751,000
Reserve Shortfall	-	1,090,164	13,881,510	-
Ending Undesignated Fund Balance	21,735,339	-	-	292,271

Financial Plan Notes

All financial plans have the following assumptions, unless otherwise noted in below rows.

2023-2024 Proposed Budget ties to PBCS and matches 2023-2024 Estimated.

Outyear revenue and expenditure inflation assumptions are consistent with figures provided by PSB's BFPA guidance.

The 2021-2022 beginning fund balance reflects the working capital amount that is illustrated on the 2020 ACFR.

Revenue Notes:

[1] **Industrial Insurance Billing Revenue** projection for 2021-2022 is based on budgeted amounts for 2021-2022 and a one time billing of an additional 18% due to increased costs. In 2023-2024 industrial insurance rates are set to increase by 25.6% and 2025-2026 and 2027-2028 we anticipate the industrial insurance revenue will increase by an additional 24% in each biennia.

[2] **Miscellaneous Revenue** projection for 2021-2022 is based on YTD Actuals DEC 2021 and projected hours worked for 2022 times half the 2022 Supplemental Pension Assessment Rate which is collected from employees and remitted to the state. For 2023-2024 we used half the 2022 rate times 2023-2024 projected work hours. For 2025-2026 and 2027-2028, we assume that miscellaneous insurance revenue will increase by 5% in each biennia.

Expenditure Notes:

[1] **Claim Expenditure** projections for 2021-2022 are based on YTD actuals through DEC 2021 plus the monthly average claims costs from January 2022 through May 2022 multiplied by 12. Claim Expenditures from 2023-2026 are based on actuarial report from Select Actuary Services Report, dated February 15, 2022. 2027-2028 projections are based on the projected average rate of growth from 2021-2026.

[2] **WA State Dept of Labor & Industries** projections for 2021-2022 are based on 2021 payments and Q1 2022 payment multiplied by 4. For 2023-2024 and 2025-2026 and 2027-2028 biennia we project a 5% increase.

[3] **Administration & Interfund** projections for 2021-2022 are based on budgeted amounts plus 2nd omnibus budget asks and projected rate increased for King County's Office of Risk Management. For 2023-2024, we used figures from the 2023-2024 Agency Proposed phase of the biennial budget (as of 06/24/2022). Additionally, for 2025-2026 and 2027-2028 we project that Administration & Interfund transfers will increase by 5.7% and 6.2% in each biennium, in accordance with the Q2 2022 BFPA assumptions.

[4] **Contingency Reserve** is set to be 10% of the sum of "Claim Expenditures" and "Labor & Industries Expenses," rounded to the nearest million.

Reserve Notes:

[1] **Actuarial Liabilities** projections for 2021-2022, and 2023-2024, and 2025-2026 are based on actuarial report from Select Actuary Services Report, dated February 15, 2022. To Project Actuarial Liabilities for 2027-2028, we projected that they would remain flat from 2025-2026 numbers.

Last Updated 08/31/2022 by Andres Fuerte using data from PBCS and BFPA assumptions.

**2023-2024 Executive Proposed Operating Budget
EMPLOYEE DEFERRED COMPENSATION ADMINISTRATION (EN_A13300)**

Operating Budget Summary	Expenditures	Revenues	Reg FTE	TLT
2021-2022 Revised Budget	704,195	696,195	2.0	0.0
Base Budget Adjustments	117,213	(29,059)	0.0	0.0
Decision Package Adjustments	191,688	228,840	0.0	0.0
2023-2024 Executive Proposed Budget	1,013,096	895,976	2.0	0.0
2023-2024 Executive Proposed Ordinance	1,014,000	896,000	2.0	0.0

Notes

1. The 2021-2022 Revised Budget equals the 2021-2022 Adopted Biennial Budget plus all Adopted Supplementals as of the publication of this document.

2. Adjust base budget to remove 2021-2022 one-time changes including those related to pandemic response, annualize supplemental changes, and update personnel rates. Personnel budgets reflect projected 2023-2024 salary and benefit rates, current position classifications, and step/merit increases.

3. The Executive Proposed Budget is the sum of the Revised Budget, Base Budget Adjustments, and Decision Package Adjustments. All FTEs/TLTs are rounded to the nearest 1/10th of a position and in some cases, rounded numbers may not add up to the FTE/TLT totals in Executive Proposed. In the Executive Proposed Ordinance, expenditure and revenue totals are rounded up to the nearest 1,000 and FTEs and TLTs are rounded up to the maximum monthly FTEs/TLTs in the Biennium.

Decision Package Adjustment Detail	Expenditures	Revenues	Reg FTE	TLT
Technical Adjustments				
(TA_050) Revenue adjustment Adjust revenue based on current estimates.	0	228,840	0.0	0.0
Central Rate Adjustments	191,688	0	0.0	0.0
Total Decision Package Adjustments	191,688	228,840	0.0	0.0

**2023 - 2024 Proposed Financial Plan
KC Employee Deferred Comp Fund Admin/ 000001330**

Category	2021-2022 Estimated	2023-2024 Proposed	2025-2026 Projected	2027-2028 Projected
Beginning Fund Balance	0	395,980	278,860	173,276
Revenues				
Deferred Comp Administrative Fee Revenue	1,056,680	887,264	963,764	963,764
Interest	3,495	8,712	7,158	4,494
Total Revenues	1,060,175	895,976	970,922	968,258
Expenditures				
Deferred Compensation Labor Expenses	299,647	605,432	645,831	687,164
Other Administrative Expenses & Overhead	364,548	407,664	430,675	457,376
Total Expenditures	664,195	1,013,096	1,076,506	1,144,540
Estimated Underexpenditures				
Other Fund Transactions				
Total Other Fund Transactions	-	-	-	-
Ending Fund Balance	395,980	278,860	173,276	-3,006
Reserves				
Reserves for Future TPA RFP	40,000	40,000	40,000	40,000
Rainy Day Reserve	55,350	55,350	55,350	55,350
Total Reserves	95,350	124,823	129,709	135,378
Reserve Shortfall	0	0	0	138,384
Ending Undesignated Fund Balance	300,630	154,037	43,567	0

Financial Plan Notes

All financial plans have the following assumptions, unless otherwise noted in below rows.

2023-2024 Proposed Budget ties to PBCS and matches 2023-2024 Estimated.

Outyear revenue and expenditure inflation assumptions are consistent with figures provided by PSB's BFPA guidance.

Revenue Notes:

Estimated Revenues for 2021-2022 are based on existing revenues in Deferred Compensation Fund from January 1, 2021 to May 31, 2022 (\$651,441.68) plus 2022 projected revenue (\$405,382)

Note that 2021-2022 revenues deposited through 04/25/22 include a \$310K deposit related to 2020 expense reimbursements. When FBOD recorded the 2020 expense reimbursement, they did not debit (reduce) the revenue account in the Deferred Compensation fund and instead only booked a Cash to Cash transfer between the Deferred the 2020 expense reimbursement, they did not debit (reduce) the revenue account in the Deferred Compensation fund and instead only booked a Cash to Cash transfer between the Deferred Compensation Fund and FBOD fund.

Projected Revenues for 2022 through 2028 assume 750 participants join the plan each year and the plan fee remains \$34/participant until the plan participation rate among employees reaches 70%, or the industry standard, then participation growth is assumed to be 0 per year.

The financial plan assumes that each plan participant is charged a \$66 annual fee, of which T. Rowe Price (the plan record keeper) reserves \$32 for administrative costs and the remaining \$34 is transferred to the County's Deferred Comp fund. Excepting \$10,000 which is held in the TRP account to cover unexpected administrative costs that would be charged to the County.

Expenditure Notes:

Projected Expenditures for 2021-2022 is based on budgeted expenditures adopted by the Deferred Compensation Board (\$664,195).

Projected Expenditures for 2023-2024 are based on Agency Proposed expenditures, which include adding full biennial costs of an Administrator II position.

Projected Expenditures for 2025-2028 are inflated based on Q2 2022 BFPA assumptions issued by PSB:

Blended Labor - 5.8% for 2025-2026 and 6.4% for 2027-2028

Central Rates - 5.7% for 2025-2026 and 6.2% for 2027-2028

Reserve Notes:

On November 2, 2021, Ordinance 19350 created the employee deferred compensation fund to track the program's administrative revenues & expenses. The fund balance will be adjusted when 2022 ACFR is available.

Reserves include \$40,000 for costs of plan administrator contract RFP and 60 day Rainy Day Reserve.

Last Updated 06/28/2022 by Andres Fuerte using data from PBCS and BFPA assumptions.

KING COUNTY INFORMATION TECHNOLOGY

MISSION

King County Information Technology delivers smart information technology solutions that support its customers.

OVERVIEW

The King County Information Technology (KCIT) Department plans, operates, and supports the County's information technology (IT) infrastructure, enabling County departments, offices, and employees to carry out their roles efficiently and securely and facilitating effective delivery of quality services to county residents. KCIT divides its customers into four groups: King County executive branch departments and separately elected offices, King County employees, members of the public, and community organizations.

To support a digital workplace for County agencies and employees, KCIT sets countywide IT standards and policies; manages the County network, digital platforms, and workstations; and provides customer support to end-users. In view of rapid technology advancement, KCIT implements measures to ensure the security and integrity of County IT systems and data and oversees modernization of the County application portfolio and technology hardware.

KCIT enables the County to offer services and engage with its constituents online, through its kingcounty.gov website. Finally, KCIT provides regional services, which include E-911, cable communications, emergency radio communications, and institutional network (I-Net).

**2023-2024 Executive Proposed Operating Budget
KCIT SERVICES (EN_A43200)**

Operating Budget Summary	Expenditures	Revenues	Reg FTE	TLT
2021-2022 Revised Budget	248,220,805	220,618,995	382.0	0.0
Base Budget Adjustments	(1,094,129)	(4,547,065)	0.0	0.0
Decision Package Adjustments	17,923,069	46,148,300	1.0	0.0
2023-2024 Executive Proposed Budget	265,049,746	262,220,230	383.0	0.0
2023-2024 Executive Proposed Ordinance	265,050,000	262,221,000	383.0	0.0

Notes

1. The 2021-2022 Revised Budget equals the 2021-2022 Adopted Biennial Budget plus all Adopted Supplementals as of the publication of this document.

2. Adjust base budget to remove 2021-2022 one-time changes including those related to pandemic response, annualize supplemental changes, and update personnel rates. Personnel budgets reflect projected 2023-2024 salary and benefit rates, current position classifications, and step/merit increases.

3. The Executive Proposed Budget is the sum of the Revised Budget, Base Budget Adjustments, and Decision Package Adjustments. All FTEs/TLTs are rounded to the nearest 1/10th of a position and in some cases, rounded numbers may not add up to the FTE/TLT totals in Executive Proposed. In the Executive Proposed Ordinance, expenditure and revenue totals are rounded up to the nearest 1,000 and FTEs and TLTs are rounded up to the maximum monthly FTEs/TLTs in the Biennium.

Decision Package Adjustment Detail	Expenditures	Revenues	Reg FTE	TLT
Direct Service Changes				
(DS_001) Ongoing Operation and Maintenance Costs Add budget to pay for the ongoing operation and maintenance cost increases.	2,437,118	2,437,118	0.0	0.0
(DS_003) Workstations - Satellite Office Expenses Fund the ongoing cost associated with satellite offices in the Seattle area to provide workstation services.	87,876	87,876	0.0	0.0
(DS_004) Equipment Replacement Allocation Increase Add budget to transfer funds to the Network Equipment Replacement Capital Project. This is collected from County agencies via the KCIT Enterprise rate.	4,100,000	4,100,000	0.0	0.0
(DS_005) Microsoft Enterprise Agreement Cost Increase Provide funding for the scheduled Microsoft Enterprise Agreement price increase and increased demand in Microsoft products.	4,435,676	4,435,676	0.0	0.0
(DS_006) Cherwell License Cost Increase and Consultant Services Increase funding to pay for 150 concurrent Cherwell user licenses and acquire Avante system integrator professional service to help integrate the County's disparate hardware and software subsystems into a comprehensive IT solution.	244,000	244,000	0.0	0.0

**2023-2024 Executive Proposed Operating Budget
KCIT SERVICES (EN_A43200)**

Decision Package Adjustment Detail	Expenditures	Revenues	Reg FTE	TLT
(DS_007) New Platforms and Tools Add funding to develop and acquire new platforms and IT tools to improve the services that KCIT provides. The request includes \$200K of Enterprise Architecture Management (EAM) Platform, \$72K of Azure Databricks/Delta lake, \$120K of Social Media Analytics and Scheduling Platform, and \$30K of Email Marketing Tool.	812,000	812,000	0.0	0.0
(DS_008) DocuSign Cost and Usage Increase Acquire additional DocuSign licenses based on customer demand.	567,790	567,790	0.0	0.0
(DS_009) Code Improvement Implementation Fund the implementation of new tools to improve code quality across the enterprise with automation, standards, and repeatable practices. The Standard Tool would be used by KCIT Software Engineering, Software Quality Assurance & Information Security Risk and Compliance.	400,000	400,000	0.0	0.0
(DS_010) Privacy Program Governance Platform Add funding to assist in the development of King County's Privacy Program by providing a platform for the privacy program to conduct data privacy protection activities Countywide.	218,400	218,400	0.0	0.0
(DS_011) Zoom and Other Business-specific Licenses Add funding to acquire various agency-specific business licenses, including Zoom.	1,941,452	1,941,452	0.0	0.0
(DS_012) Digital Evidence and Metro Transit Positions Add a product manager to manage digital evidence in the criminal justice system and a senior business analyst to perform analysis efforts for King County Metro's projects/initiatives.	803,928	809,843	2.0	0.0
Technical Adjustments				
(TA_001) Zero Adjustment Align budget and accounts.	0	0	0.0	0.0
(TA_002) Labor realignment Move a GIS Specialist master from the KCIT Fund to the GIS Fund.	(398,736)	0	(1.0)	0.0
(TA_003) Labor Rate Updates - IT Classifications (CP2) Adjust wages for KCIT positions in the Teamsters Local 117 union and non-represented employees allocated to new job classifications. The 2021-2022 adjustments are included in the 2022 countywide labor supplemental request. This appropriates the impact in 2023-2024 that was not included in the base budget.	508,664	0	0.0	0.0
(TA_050) Revenue Updates This represents the adjustments to KCIT revenues based on the FY23-24 customer demands for various KCIT services.	0	30,094,145	0.0	0.0

**2023-2024 Executive Proposed Operating Budget
KCIT SERVICES (EN_A43200)**

Decision Package Adjustment Detail	Expenditures	Revenues	Reg FTE	TLT
(TA_101) Ongoing Information Technology Financial Management System Support Cover the ongoing support cost for the Information Technology Financial Management System added in the 2021-2022 Second Omnibus Budget. This change annualizes that ongoing cost and extends it to the 2023-2024 budget.	892,058	0	0.0	0.0
(TA_111) Overtime Account Adjustment Adjust Overtime account for GWI.	1,128	0	0.0	0.0
(TA_112) Temporary Account Adjustment Adjust Temporary account for GWI.	174,481	0	0.0	0.0
(TA_113) Vacancy Rate Adjustment Capture salary savings from employee turnover, without reducing the FTE authority, to increase the accuracy of labor budgeting for this appropriation unit and provide greater transparency.	(691,000)	0	0.0	0.0
(TA_117) Strategic Sourcing Savings Capture savings from contracts strategically negotiated by Procurement.	(68,400)	0	0.0	0.0
Central Rate Adjustments	1,456,634	0	0.0	0.0
Total Decision Package Adjustments	17,923,069	46,148,300	1.0	0.0

**2023 - 2024 Proposed Financial Plan
KCIT Services Operating Fund / 000005531**

Category	2021-2022 Estimated	2023-2024 Proposed	2025-2026 Projected	2027-2028 Projected
Beginning Fund Balance	12,371,000	3,738,877	909,362	(3,916,328)
Revenues				
KCIT Central Rates	206,295,797	237,665,236	243,771,857	258,641,940
New Development (Capital Projects, Ad-hocs)	19,931,921	18,532,206	19,032,575	20,193,563
Shared Services with Other KCIT Funds	3,083,666	5,722,788	5,877,303	6,235,819
Misc Revenues, including External Revenues	751,260	300,000	300,000	300,000
Grant Reimbursements	2,604,802	-	-	-
Total Revenues	232,667,446	262,220,230	268,981,735	285,371,321
Expenditures				
Wages and Benefits	134,141,795	146,420,046	149,494,867	158,957,892
Supplies	10,881,178	3,768,992	3,969,125	4,181,077
Services - Other Charges	68,478,298	90,877,139	95,702,715	100,813,240
Capital Outlay	(446,924)	-	-	-
Intragovernmental Services	16,034,902	17,258,846	17,731,738	18,818,694
Intragovernmental Contributions	12,210,320	6,724,722	6,908,979	7,332,500
Total Expenditures	241,299,569	265,049,745	273,807,425	290,103,403
Estimated Underexpenditures				
Other Fund Transactions				
Total Other Fund Transactions	-	-	-	-
Ending Fund Balance	3,738,877	909,362	(3,916,328)	(8,648,409)
Reserves				
Technology Risk Mitigation	2,400,000	2,400,000	2,400,000	2,400,000
Total Reserves	2,400,000	2,400,000	2,400,000	2,400,000
Reserve Shortfall	-	1,490,638	6,316,328	11,048,409
Ending Undesignated Fund Balance	1,338,877	-	-	-

Financial Plan Notes

All financial plans have the following assumptions, unless otherwise noted in below rows.

2023-2024 Proposed Budget ties to PBCS and matches 2023-2024 Estimated.

Outyear revenue and expenditure inflation assumptions are consistent with figures provided by PSB's BFPA guidance.

Revenue Notes:

Data Center Bond Defeasement collection will end in FY23 (\$2.8M in 2023). No refunds, rebate assumed in FY25-26 and out years.

The CR agency budget includes direct vendor payments and IT equipment purchases that are made by customers. Those are not included in the KCIT Budget.

Expenditure Notes:

FY23-24 Proposed Budget doesn't include the cost assumptions results in the CP2 Labor (non Manager) Agreement. KCIT plans to re-visit the FY23-24 expenditure levels once all the labor agreements are settled.

Reserve Notes:

Reserve for Technology Risk Mitigation is for future IT projects

Last Updated 8/31/2022 by Junko Keesecker using data from PBCS and BFPA assumptions.

**2023-2024 Executive Proposed Operating Budget
RADIO COMMUNICATIONS SERVICES (EN_A21300)**

Operating Budget Summary	Expenditures	Revenues	Reg FTE	TLT
2021-2022 Revised Budget	12,442,650	10,798,202	14.0	0.0
Base Budget Adjustments	(2,107,335)	0	0.0	0.0
Decision Package Adjustments	(36,222)	(1,189,562)	0.0	0.0
2023-2024 Executive Proposed Budget	10,299,093	9,608,640	14.0	0.0
2023-2024 Executive Proposed Ordinance	10,300,000	9,609,000	14.0	0.0

Notes

1. The 2021-2022 Revised Budget equals the 2021-2022 Adopted Biennial Budget plus all Adopted Supplementals as of the publication of this document.

2. Adjust base budget to remove 2021-2022 one-time changes including those related to pandemic response, annualize supplemental changes, and update personnel rates. Personnel budgets reflect projected 2023-2024 salary and benefit rates, current position classifications, and step/merit increases.

3. The Executive Proposed Budget is the sum of the Revised Budget, Base Budget Adjustments, and Decision Package Adjustments. All FTEs/TLTs are rounded to the nearest 1/10th of a position and in some cases, rounded numbers may not add up to the FTE/TLT totals in Executive Proposed. In the Executive Proposed Ordinance, expenditure and revenue totals are rounded up to the nearest 1,000 and FTEs and TLTs are rounded up to the maximum monthly FTEs/TLTs in the Biennium.

Decision Package Adjustment Detail	Expenditures	Revenues	Reg FTE	TLT
Technical Adjustments				
(TA_003) KCIT Internal Services to Regional Service Funds Update the KCIT internal charges to Regional Service Funds. The charge is for costs such as IT administration, facilities, and central services.	5,854	0	0.0	0.0
(TA_050) Revenue Adjustment Revise budgeted revenue to match current forecast.	0	(1,189,562)	0.0	0.0
(TA_111) Overtime Account Adjustment Adjust Overtime account for GWI.	6,744	0	0.0	0.0
(TA_117) Strategic Sourcing Savings Capture savings from contracts strategically negotiated by Procurement.	(2,600)	0	0.0	0.0
Central Rate Adjustments	(46,220)	0	0.0	0.0
Total Decision Package Adjustments	(36,222)	(1,189,562)	0.0	0.0

**2023 - 2024 Proposed Financial Plan
Radio Communications/000004501**

Category	2021-2022 Estimated	2023-2024 Proposed	2025-2026 Projected	2027-2028 Projected
Beginning Fund Balance	12,730,721	11,349,285	18,813,092	19,379,020
Revenues				
Access Infrastructure O&M	4,260,010	5,743,932	4,177,399	4,436,398
Radio Services	2,517,927	2,759,530	2,916,823	3,097,666
Radio Replacement Reserve	563,869	641,686	1,735,262	1,842,848
Revenue from Site Lease & Valleycom Support Agreement	1,516,217	-	-	-
Investment Earnings	133,279	113,493	188,131	193,790
Revenue from Projects	913,231	350,000	-	-
RCB Distribution - One time	250,000	-	-	-
Total Revenues	10,154,533	9,608,641	9,017,616	9,570,703
Expenditures				
51000-WAGES AND BENEFITS	4,888,727	4,442,446	2,373,615	2,523,152
52000-SUPPLIES	438,632	658,368	293,333	308,880
53000-SERVICES-OTHER CHARGES	674,254	2,445,674	221,303	233,032
55000-INTRAGOVERNMENTAL SERVICES	2,648,232	2,490,538	1,349,855	1,432,196
56000-CAPITAL OUTLAY	100,293	288,132	33,906	35,975
58000-INTRAGOVERNMENTAL CONTRIBUTIONS	2,785,831	3,768	2,276	2,415
59800-CONTINGENCIES	-	29,000	-	-
Transfer to PSERN Operator	-	-	4,177,399	4,436,398
59900-CONTRA EXPENDITURES	-	(58,832)	-	-
Total Expenditures	11,535,969	10,299,094	8,451,687	8,972,048
Estimated Underexpenditures				
Other Fund Transactions				
Equity Transfer from Capital Fund		8,154,260		
Total Other Fund Transactions	-	8,154,260	-	-
Ending Fund Balance	11,349,285	18,813,092	19,379,020	19,977,675
Reserves				
Accumulated Radio Reserves	8,451,295	9,092,981	10,828,243	12,671,092
Rate Stabilization Reserve	1,936,659	8,861,852	7,846,469	6,558,913
Rainy Day Reserve (60 days)	961,331	858,258	704,307	747,671
Total Reserves	11,349,285	18,813,092	19,379,020	19,977,675
Reserve Shortfall	-	-	-	-
Ending Undesignated Fund Balance	-	-	-	-

Financial Plan Notes

All financial plans have the following assumptions, unless otherwise noted in below rows.

2023-2024 Proposed Budget ties to PBCS and matches 2023-2024 Estimated.

Outyear revenue and expenditure inflation assumptions are consistent with figures provided by PSB's BFPA guidance.

Revenue Notes:

Access Infrastructure fees in FY23 and out years represents the estimated collection for the PSERN Operations and Maintenance cost. The fund assumes that the FY23 revenue will fund a portion of the KCERCS staff until the successful transition from KCERCS to PSERN Operator occurs. The current estimate is based on the status quo KCERCS radio counts.

Radio Services revenue is estimated based on the status quo KCERCS operation. The study and analysis of the post PSERN operation model is currently underway.

No collection is assumed in FY23 and out years for the revenue from Site Lease & Valleycom Support Agreement, assuming that PSERN sites will go live in 2023.

Expenditure Notes:

FY23-24 expenditure is based on the status quo assumptions. FY25 and out years assumes a reduction in the KCERCS staff to 8 FTEs operation and reductions in nearly all expense lines. The study and analysis of the post PSERN operation model is currently underway. FY25 and out years assume that the access infrastructure fees collected will be transferred out to the PSERN Operator entity.

Other Fund Transactions

Other fund transactions assume that an equity transfer from the Radio Capital Fund (F3473) to the Radio Communication Operating Fund upon completion of the capital projects. The discussion of the use of the funds is currently being reviewed by RCS Board and other stakeholders.

Reserve Notes:

Accumulated Radio Reserves is held for scheduled replacement of County's handheld radios.

Rate Stabilization Reserve to protect the future operation volatility and also may be used to fund operation projects.

Rainy Day Reserves are designed to offset unknown and known risks, variable costs, and unanticipated revenue fluctuations. The RCS Rainy Day Reserve equal to 60 days of expenditures.

Last Updated 8/31/2022 by Tatiana Saroca using data from PBCS and BFPA assumptions.

**2023-2024 Executive Proposed Operating Budget
CABLE COMMUNICATIONS (EN_A43700)**

Operating Budget Summary	Expenditures	Revenues	Reg FTE	TLT
2021-2022 Revised Budget	826,163	5,696,400	1.5	0.0
Base Budget Adjustments	86,256	0	0.0	0.0
Decision Package Adjustments	(15,202)	134,330	0.5	0.0
2023-2024 Executive Proposed Budget	897,217	5,830,730	2.0	0.0
2023-2024 Executive Proposed Ordinance	898,000	5,831,000	2.0	0.0

Notes

1. The 2021-2022 Revised Budget equals the 2021-2022 Adopted Biennial Budget plus all Adopted Supplementals as of the publication of this document.

2. Adjust base budget to remove 2021-2022 one-time changes including those related to pandemic response, annualize supplemental changes, and update personnel rates. Personnel budgets reflect projected 2023-2024 salary and benefit rates, current position classifications, and step/merit increases.

3. The Executive Proposed Budget is the sum of the Revised Budget, Base Budget Adjustments, and Decision Package Adjustments. All FTEs/TLTs are rounded to the nearest 1/10th of a position and in some cases, rounded numbers may not add up to the FTE/TLT totals in Executive Proposed. In the Executive Proposed Ordinance, expenditure and revenue totals are rounded up to the nearest 1,000 and FTEs and TLTs are rounded up to the maximum monthly FTEs/TLTs in the Biennium.

Decision Package Adjustment Detail	Expenditures	Revenues	Reg FTE	TLT
Direct Service Changes				
(DS_020) Program Manager Eliminate a 0.5 FTE Program/Project Manager I and add 1.0 FTE Program/Project Manager II. This change will provide stronger and much needed problem solving and analytical support to the Office of Cable Communication and its program initiatives. Funding for the position is sourced from underspend.	210	0	0.5	0.0
Technical Adjustments				
(TA_003) KCIT Internal Services to Regional Service Funds Update the KCIT internal charges to Regional Service Funds. The charge is for costs such as IT administration, facilities, and central services.	(27,574)	0	0.0	0.0
(TA_050) Revenue Adjustment Revise budgeted revenue to match current forecast.	0	134,330	0.0	0.0
Central Rate Adjustments	12,162	0	0.0	0.0
Total Decision Package Adjustments	(15,202)	134,330	0.5	0.0

**2023-2024 Executive Proposed Operating Budget
ENHANCED-911 (EN_A43100)**

Operating Budget Summary	Expenditures	Revenues	Reg FTE	TLT
2021-2022 Revised Budget	68,527,016	49,672,114	14.0	0.0
Base Budget Adjustments	(17,729,893)	20,314	0.0	0.0
Decision Package Adjustments	4,222,379	3,027,157	0.0	0.0
2023-2024 Executive Proposed Budget	55,019,502	52,719,585	14.0	0.0
2023-2024 Executive Proposed Ordinance	55,020,000	52,720,000	14.0	0.0

Notes

1. The 2021-2022 Revised Budget equals the 2021-2022 Adopted Biennial Budget plus all Adopted Supplementals as of the publication of this document.
2. Adjust base budget to remove 2021-2022 one-time changes including those related to pandemic response, annualize supplemental changes, and update personnel rates. Personnel budgets reflect projected 2023-2024 salary and benefit rates, current position classifications, and step/merit increases.
3. The Executive Proposed Budget is the sum of the Revised Budget, Base Budget Adjustments, and Decision Package Adjustments. All FTEs/TLTs are rounded to the nearest 1/10th of a position and in some cases, rounded numbers may not add up to the FTE/TLT totals in Executive Proposed. In the Executive Proposed Ordinance, expenditure and revenue totals are rounded up to the nearest 1,000 and FTEs and TLTs are rounded up to the maximum monthly FTEs/TLTs in the Biennium.

Decision Package Adjustment Detail	Expenditures	Revenues	Reg FTE	TLT
Administrative Service Changes				
(AC_002) 911 Excise Tax Escrow Distribution Increase the total public safety answering point (PSAP) distribution by 25% to provide critical support for regional PSAPs as costs rise due to inflation.	5,838,288	0	0.0	0.0
Technical Adjustments				
(TA_001) Budget Realignment Shift funds between accounts where needed and create better tracking and transparency of operational expenses.	(702,971)	0	0.0	0.0
(TA_003) KCIT Internal Services to Regional Service Funds Update the KCIT internal charges to Regional Service Funds. The charge is for costs such as IT administration, facilities, and central services.	70,134	0	0.0	0.0
(TA_050) Revenue Adjustment Revise budgeted revenue to match current forecast.	0	3,027,157	0.0	0.0
(TA_111) Overtime Account Adjustment Adjust Overtime account for GWI.	312	0	0.0	0.0
(TA_112) Temporary Account Adjustment Adjust Temporary account for GWI.	52,440	0	0.0	0.0

**2023-2024 Executive Proposed Operating Budget
 ENHANCED-911 (EN_A43100)**

Decision Package Adjustment Detail	Expenditures	Revenues	Reg FTE	TLT
(TA_117) Strategic Sourcing Savings Capture savings from contracts strategically negotiated by Procurement.	(12,000)	0	0.0	0.0
Central Rate Adjustments	(1,023,824)	0	0.0	0.0
Total Decision Package Adjustments	4,222,379	3,027,157	0.0	0.0

**2023 - 2024 Proposed Financial Plan
911 Program Office / 000001110**

Category	2021-2022 Estimated	2023-2024 Proposed	2025-2026 Projected	2027-2028 Projected
Beginning Fund Balance	44,333,821	28,104,246	25,804,327	22,362,782
Revenues				
31364 - E911 WIRELESS PREPAID	4,042,769	4,217,498	4,377,302	4,536,234
31741 - E911 SWITCHED ACCESS LINE	3,738,332	2,977,008	2,411,377	1,953,215
31742 - E911 WIRELESS ACCESS LINE	35,438,869	36,963,981	38,302,495	39,364,635
40003 - E911 VOIP ACCESS LINE	7,935,814	8,223,097	8,622,962	9,105,891
42081 - STATE E911 ACCOUNT SUPPORT	145,466	200,000	200,000	200,000
00000 - OTHER REVENUE	689,318	138,000	138,000	138,000
Total Revenues	51,990,568	52,719,584	54,052,136	55,297,975
Expenditures				
51000 - WAGES AND BENEFITS	3,708,383	5,744,280	5,864,910	6,234,399
52000 - SUPPLIES	166,171	318,046	334,584	352,317
53000 - SERVICES-OTHER CHARGES	31,213,956	37,495,193	39,444,943	41,535,525
55000 - INTRAGOVERNMENTAL SERVICES	6,681,663	8,470,200	8,698,895	9,229,528
56000 - CAPITAL EXPENDITURES	1,356,519	2,713,038	2,856,829	3,008,241
58000 - INTRAGOVERNMENTAL CONTRIBUTIONS	13,760,133	3,768	3,968	4,178
59800 - CONTINGENCIES & CONTRA EXPENDITURES	137,489	274,978	289,552	304,898
Total Expenditures	57,024,313	55,019,503	57,493,681	60,669,087
Estimated Underexpenditures				
Other Fund Transactions				
Temporary GAAP01 Adj	(11,195,829)			
Total Other Fund Transactions	(11,195,829)	-	-	-
Ending Fund Balance	28,104,246	25,804,327	22,362,782	16,991,670
Reserves				
Total Reserves	-	-	-	-
Reserve Shortfall	-	-	-	-
Ending Undesignated Fund Balance	28,104,246	25,804,327	22,362,782	16,991,670

Financial Plan Notes

All financial plans have the following assumptions, unless otherwise noted in below rows.

2023-2024 Proposed Budget ties to PBCS and matches 2023-2024 Estimated.

Outyear revenue and expenditure inflation assumptions are consistent with figures provided by PSB's BFPA guidance.

Revenue Notes:

Revenues reflect OEFA's August 2022 Forecast.

Expenditure Notes:

- 2021/2022 payroll forecast is low compared to 2023/2024 proposed budget due to appropriated FTE's not yet hired. CP2 impacts are also part of the variance.

- New Platform savings are expected in the out years, however more work is needed to determine actual results.

- Because of the fund's financial health, partnership with the 12 public safety answering points (PSAPs) and the necessity to maintain a complete end to end 911 system for King County, the fund is proposing a 25% increase in excise tax distribution to the PSAP escrow account for our 2023/2024 biennial budget. This is an increase of approximately \$2.9M/year over Proforma. By implementing this change it will create a negative revenue to expense ratio thereby reducing fund balance year over year. The ten-year forecast moves the ending fund balance from approximately \$30M in 2022 to about \$17M in 2030. The distribution amount may change during future biennial budget cycles should financial conditions make it necessary to do so.

- Temporary GAAP01 Adj includes cash pool fair market adjustments.

- Temporary GAAP01 Adj: The Enhanced E911 PSAP Escrow funds have been used to account for the excise taxes revenues and subsequent distribution to the 12 PSAPs in King County. These escrow funds have been reported in the judiciary funds section as agency funds used with operations of King County government. Under the "King County Enhanced 9-1-1 Participation Agreement", the County's E911 program office distributes a portion of the excise taxes to the PSAPs to support 911 call center operations and equipment and IT purchase. There exists no fiduciary relationship between King County and PSAPs. Based on GASB 84, the 12 agency funds are not qualified as fiduciary funds. This entry is booked at yearend to reclassify the balances in the escrow funds to the county funds so they are reported correctly in the Comprehensive Annual Financial Report.

Reserve Notes:

Last Updated 8/31/2022 by Tatiana Saroca using data from PBCS, OEFA and BFPA assumptions.

CAP Summary by Fund

Budget: 2023-2024 Biennial, Scenario: Executive Proposed, Agency: All, Fund: 3170 ENHANCED 911 EMERGENCY COMMUNICATION SYSTEM CAPITAL, Cap Status: Approved, Is IT Proj? Both Yes and No

2023-2024 Biennial - Executive Proposed

3170 ENHANCED 911 EMERGENCY COMMUNICATION SYSTEM CAPITAL - King County Information Technology				
Project Number	Project Name Class Code	Tech Adj	FY23-24	Narratives
1130200	KCIT E911 Small Public Safety Answering Point (PSAP) Equipment STANDALONE	✓	(\$1,900,056)	Scope: Description of Budget Request: The project has been closed and was completed under budget. The remaining budget balance of \$1,900,056 is being disappropriated from the project as it is no longer needed.
1133686	KCIT E911 Map Modernization STANDALONE	✓	(\$3,929,654)	Scope: Description of Budget Request: The Map Modernization project has been deemed no longer needed. The core of the solution was able to be incorporated into the scope of our Platform Modernization Project. The remaining budget balance of \$3,929,65 is being disappropriated from the project as it is no longer needed.
3170 - ENHANCED 911 EMERGENCY COMMUNICATION SYSTEM CAPITAL		Total	(\$5,829,710)	
Grand Total			(\$5,829,710)	

**2023-2024 Capital Financial Plan
911 Program Office Capital Fund / 000003170**

Capital Improvement Program (CIP) Budget

	2021-2022 Estimated Ending Balance (Biennium ITD Balance)	2023-2024 Proposed	2023-2024 Total (Balance + Budget)	2025-2026 Projected	2027-2028 Projected
Capital Budget Revenue Sources:					
Revenue Backing from Fund Balance	16,428,664		16,428,664	-	-
Transfer for Viper and Map Modernization projects	5,829,710	(5,829,710)	-	-	-
	-	-	-	-	-
	-	-	-	-	-
Total Capital Revenue	\$ 22,258,374	\$ (5,829,710)	\$ 16,428,664	\$ -	\$ -
Capital Appropriation:					
PSAP Viper Refreshes (1130200)	1,900,056	(1,900,056)	-	-	-
E911 Pltfrm Mdrnzn Plan (1133685)	16,428,664		16,428,664	-	-
E911 Map Modernization (1133686)	3,929,654	(3,929,654)	-	-	-
	-	-	-	-	-
Total Capital Appropriation	\$ 22,258,374	\$ (5,829,710)	\$ 16,428,664	\$ -	\$ -

CIP Fund Financial Position

	2021-2022 Biennial-to-Date Actuals	2021-2022 Estimated	2023-2024 Biennial-to-Date Actuals	2023-2024 Estimated	2025-2026 Projected	2027-2028 Projected
Beginning Fund Balance	4,345,396	4,345,396	-	16,428,664	7,389,900	7,389,900
Capital Funding Sources						
Transfer from Operating	3,000,000	18,141,139	-	-	-	-
	-	-	-	-	-	-
	-	-	-	-	-	-
Total Capital Revenue	\$ 3,000,000	\$ 18,141,139	\$ -	\$ -	\$ -	\$ -
Capital Expenditures						
PSAP Viper Refreshes (1130200)	-	-	-	-	-	-
E911 Pltfrm Mdrnzn Plan (1133685)	3,590,888	6,057,871	-	9,038,764	-	-
E911 Map Modernization (1133686)	10,724	-	-	-	-	-
	-	-	-	-	-	-
Total Capital Expenditures	\$ 3,601,612	\$ 6,057,871	\$ -	\$ 9,038,764	\$ -	\$ -
Other Fund Transactions						
GAAP ADJ	-	-	-	-	-	-
Ending Fund Balance	3,743,784	16,428,664	\$ -	7,389,900	7,389,900	7,389,900
Ending Fund Balance designated to current projects*	\$ -	\$ 16,428,664	\$ -	\$ -	\$ -	\$ -
Reserves						
	-	-	-	-	-	-
Total Reserves	\$ -	\$ -	\$ -	\$ -	\$ -	\$ -
Projected Shortfall	-	-	-	-	-	-
Ending Undesignated Fund Balance	\$ 3,743,784	\$ -	\$ -	\$ 7,389,900	\$ 7,389,900	\$ 7,389,900

Financial Plan Notes

CIP Budget Notes:

All financial plans have the following assumptions, unless otherwise noted in below rows.
 2021-2022 Estimated Ending Balance column reflects the best estimate of the inception to date budget balances and actual balances after 2021 is closed.
 2023-2024 Proposed Budget is consistent with PIC for 2023-2024 Executive Proposed Budget.
 2023-2024 Total Budget sums the Estimated Ending Balance Budget and the 2023-2024 Budget.
 Outyear revenue and expenditure budget assumptions tie to the outyears of the Ordinance Attachment by Fund report in PIC, with exceptions explicitly noted.

Revenue Notes:

Revenues shown are equal to the budgeted expenditure. Revenues include new revenue and fund balance designated to projects.

Appropriation Notes:

CIP Fund Financial Position:

All financial plans have the following assumptions, unless otherwise noted in below rows.
 Biennial to Date (BTD) expenditures and revenue reflect EBS totals for budgetary accounts as of the most recent closed month.
 2021-2022 Actuals reflect 2021-2022 amounts in EBS.
 2021-2022 Estimated column reflects the best estimate for the biennium based on actuals and should be informed by the fund's spending plan.
 Outyear revenue projections and expenditure estimates are based on the most recent projections and reflect current project plans.

Revenues Notes:

Revenues include new revenue designated to projects and fund balance from previous closed projects. Balance will reside in F3170 as undesignated for future projects based on the outcomes of ongoing strategic planning.

Expenditure Notes:

The Map Modernization project was deemed no longer needed when it was determined the Platform Project would be able to include all the necessary requirements. The PSAP Viper Refresh project has been completed and closed under budget. Both the Map Modernization and the Viper Refresh projects are being disappropriated during the 2023-2024 biennial budget process.

Reserve Notes:

*Fund balance designated to current projects is for projects that are already appropriated. This fund balance cannot be used for other projects without disappropriating projects or creating a shortfall in the fund.

Disappropriation request of \$1,900,056 related to the PSAP Viper Refreshes (1130200) and \$3,929,654 related to the Map Modernization (1133686). Excess funds will reside in F3170 as part of undesignated fund balance.

All data pulled from Oracle BI Insights and BI Publisher by Bryan Karol.

Financial Plan updated June 30, 2022 by Bryan Karol.

**2023-2024 Executive Proposed Operating Budget
I-NET OPERATIONS(EN_A49000)**

Operating Budget Summary	Expenditures	Revenues	Reg FTE	TLT
2021-2022 Revised Budget	6,026,375	7,086,382	3.0	0.0
Base Budget Adjustments	87,786	0	0.0	0.0
Decision Package Adjustments	520,241	261,086	0.0	0.0
2023-2024 Executive Proposed Budget	6,634,402	7,347,468	3.0	0.0
2023-2024 Executive Proposed Ordinance	6,635,000	7,348,000	3.0	0.0

Notes

1. The 2021-2022 Revised Budget equals the 2021-2022 Adopted Biennial Budget plus all Adopted Supplementals as of the publication of this document.

2. Adjust base budget to remove 2021-2022 one-time changes including those related to pandemic response, annualize supplemental changes, and update personnel rates. Personnel budgets reflect projected 2023-2024 salary and benefit rates, current position classifications, and step/merit increases.

3. The Executive Proposed Budget is the sum of the Revised Budget, Base Budget Adjustments, and Decision Package Adjustments. All FTEs/TLTs are rounded to the nearest 1/10th of a position and in some cases, rounded numbers may not add up to the FTE/TLT totals in Executive Proposed. In the Executive Proposed Ordinance, expenditure and revenue totals are rounded up to the nearest 1,000 and FTEs and TLTs are rounded up to the maximum monthly FTEs/TLTs in the Biennium.

Decision Package Adjustment Detail	Expenditures	Revenues	Reg FTE	TLT
Direct Service Changes				
(DS_021) I-Net Upgrades Replace I-Net infrastructure that is at the end of its life and upgrade customer devices that will no longer be supported after 2024. Infrastructure and customer device replacements will allow I-Net to maintain existing contract service levels.	750,000	0	0.0	0.0
Technical Adjustments				
(TA_001) Zero budget adjustment Align budget and accounts.	0	0	0.0	0.0
(TA_003) KCIT Internal Services to Regional Service Funds Update the KCIT internal charges to Regional Service Funds. The charge is for costs such as IT administration, facilities, and central services.	(172,406)	0	0.0	0.0
(TA_050) Revenue Adjustment Revise budgeted revenue to match current forecast.	0	261,086	0.0	0.0
(TA_112) Temporary Account Adjustment Adjust Temporary account for GWI.	20,111	0	0.0	0.0
Central Rate Adjustments	(77,464)	0	0.0	0.0
Total Decision Package Adjustments	520,241	261,086	0.0	0.0

**2023 - 2024 Proposed Financial Plan
I-Net Operations/000004531**

Category	2021-2022 Estimated	2023-2024 Proposed	2025-2026 Projected	2027-2028 Projected
BEGINNING FUND BALANCE	3,008,353	4,539,727	5,252,794	6,077,378
REVENUES				
PEG Fee Cable TV	628,238	666,260	632,947	601,300
Investment Interest & Other Misc Revenue	46,098	30,928	37,987	44,345
Service Fees	6,500,624	6,650,280	6,982,794	7,415,727
Total Revenues:	7,174,961	7,347,468	7,653,728	8,061,372
EXPENDITURES				
51000-WAGES AND BENEFITS	1,179,871	1,669,844	1,704,911	1,812,320
52000-SUPPLIES	62,884	753,800	793,751	835,820
53000-SERVICES-OTHER CHARGES	1,013,403	365,158	384,511	404,890
55000-INTRAGOVERNMENTAL SERVICES	1,608,168	3,153,336	3,238,476	3,436,023
56000-Capital Outlays	600,000	-	-	-
58000-INTRAGOVERNMENTAL CONTRIBUTIONS	182,994	692,264	707,494	750,651
58053 -Transfer to Capital Project	191,456	-	-	-
58XXX -Transfer to CTV	50,000	-	-	-
58053 -Transfer out to F3781 for WSBO Infrastructure Acceleration Grant - Zippy Duvall	754,810	-	-	-
Total Expenditures:	5,643,586	6,634,402	6,829,143	7,239,705
OTHER FUND TRANSACTIONS				
Total Other Fund Transactions:	-	-	-	-
ENDING FUND BALANCE	4,539,727	5,252,794	6,077,378	6,899,045
RESERVES				
Expenditure Reserve (s)				
Reserve for Rate Stabilization	4,069,429	4,699,927	5,508,283	6,295,736
Rainy Day Reserve (60 days)	470,299	552,867	569,095	603,309
Total Reserves:	4,539,727	5,252,794	6,077,378	6,899,045
RESERVE SHORTFALL	-	-	-	-
ENDING UNDESIGNATED FUND BALANCE	-	-	-	-

Financial Plan Notes:

All financial plans have the following assumptions, unless otherwise noted in below rows.

2021-2022 Proposed Budget ties to PBCS and matches 2021-2022 Estimated.

Outyear revenue and expenditure inflation assumptions are consistent with figures provided by PSB's BFPA guidance.

Revenues Notes:

The PEG Fee revenue estimate includes some reductions in the cable subscriber counts in the unincorporated area of King County. No large annexations are expected in 2023-2024 and out years.

Service Fee revenue estimates assume status quo for the I-Net customer base.

Expenditure Notes:

The 2021-2022 adopted budget for I-Net's Intragovernmental Services was \$3,963,438, the majority of which was anticipated KCIT network support services. KCIT was not able to bring on the full extent of support for I-Net as planned in 2021-2022. For the 2023-2024 proposed budget, KCIT plans to hire resources with necessary skills to fulfill I-Net's needs.

Reserve Notes:

The rate stabilization reserve is set aside for the I-Net operations for possible revenue reductions due to the future economic uncertainty.

Last Updated 8/31/2022 by Tatiana Saroca using data from PBCS and BFPA assumptions.

**2023-2024 Executive Proposed Operating Budget
GEOGRAPHIC INFORMATION SYSTEMS(EN_A01100)**

Operating Budget Summary	Expenditures	Revenues	Reg FTE	TLT
2021-2022 Revised Budget	15,025,645	14,790,334	20.0	0.0
Base Budget Adjustments	591,757	0	0.0	0.0
Decision Package Adjustments	167,369	1,760,884	1.0	0.0
2023-2024 Executive Proposed Budget	15,784,771	16,551,218	21.0	0.0
2023-2024 Executive Proposed Ordinance	15,785,000	16,552,000	21.0	0.0

Notes

1. The 2021-2022 Revised Budget equals the 2021-2022 Adopted Biennial Budget plus all Adopted Supplementals as of the publication of this document.

2. Adjust base budget to remove 2021-2022 one-time changes including those related to pandemic response, annualize supplemental changes, and update personnel rates. Personnel budgets reflect projected 2023-2024 salary and benefit rates, current position classifications, and step/merit increases.

3. The Executive Proposed Budget is the sum of the Revised Budget, Base Budget Adjustments, and Decision Package Adjustments. All FTEs/TLTs are rounded to the nearest 1/10th of a position and in some cases, rounded numbers may not add up to the FTE/TLT totals in Executive Proposed. In the Executive Proposed Ordinance, expenditure and revenue totals are rounded up to the nearest 1,000 and FTEs and TLTs are rounded up to the maximum monthly FTEs/TLTs in the Biennium.

Decision Package Adjustment Detail	Expenditures	Revenues	Reg FTE	TLT
Technical Adjustments				
(TA_002) Labor Realignment Move a GIS specialist position from the KCIT Fund to the GIS Fund	398,735	0	1.0	0.0
(TA_003) KCIT Internal Services to Regional Services Funds Update the KCIT internal charges to Regional Service Funds. The charge is for costs such as IT administration, facilities, and central services.	(354,546)	0	0.0	0.0
(TA_050) Revenue Adjustment Revise budgeted revenue to match current forecast.	0	1,760,884	0.0	0.0
(TA_113) Vacancy Rate Adjustment Capture salary savings from employee turnover, without reducing the FTE authority, to increase the accuracy of labor budgeting for this appropriation unit and provide greater transparency.	(100,000)	0	0.0	0.0
Central Rate Adjustments	223,180	0	0.0	0.0
Total Decision Package Adjustments	167,369	1,760,884	1.0	0.0

**2023 - 2024 Proposed Financial Plan
Geographic Information System (GIS) / 000005481**

Category	2021-2022 Estimated	2023-2024 Proposed	2025-2026 Projected	2027-2028 Projected
Beginning Fund Balance	1,966,000	820,344	1,586,788	2,775,683
Revenues				
GIS Enterprise Rates (44020)	5,506,340	7,098,998	7,503,641	7,968,867
Spatial Services and Other Agency Specific Services (44021 and 44022)	4,557,614	5,986,154	6,327,365	6,719,661
Aerials Imagery and Lidar Projects Revenue	1,571,734	3,466,066	3,466,066	3,466,066
Total Revenues	11,635,688	16,551,218	17,297,072	18,154,594
Expenditures				
Wages and Benefits	6,422,946	7,328,710	7,482,613	7,954,018
Supplies	12,278	163,862	172,383	181,519
Services, Other charges	1,681,012	1,392,398	1,466,195	1,543,903
Aerial and Lidar Projects	1,100,000	3,466,066	3,466,066	3,466,066
Intragovernmental Services	3,519,520	3,428,354	3,520,920	3,735,696
Intragovernmental Contributions	45,588	5,384	-	-
Total Expenditures	12,781,344	15,784,774	16,108,176	16,881,202
Estimated Underexpenditures				
Other Fund Transactions				
Total Other Fund Transactions	-	-	-	-
Ending Fund Balance	820,344	1,586,788	2,775,683	4,049,075
Reserves				
Imagery Fund Reserve	1,000,000	1,000,000	1,000,000	1,000,000
Total Reserves	1,000,000	1,000,000	1,000,000	1,000,000
Reserve Shortfall	179,656	-	-	-
Ending Undesignated Fund Balance	-	586,788	1,775,683	3,049,075

Financial Plan Notes

All financial plans have the following assumptions, unless otherwise noted in below rows.

2023-2024 Proposed Budget ties to PBCS and matches 2023-2024 Estimated.

Outyear revenue and expenditure inflation assumptions are consistent with figures provided by PSB's BFPA guidance.

Revenue Notes:

Aerial imagery and Lidar projects contributions from customers. The revenue estimate is based on the available project expenditure appropriation. The projects collect contributions from customers based on the actual cost.

FY23-24 Spatial Services Revenue is based on an estimated demand of the Spatial services work from internal and external customers.

Expenditure Notes:

None

Reserve Notes:

Imagery Fund Reserve is used for the future imagery acquisition projects.

Last Updated 8/31/2022 by Tatiana Saroca using data from PBCS and BFPA assumptions.

**2023-2024 Executive Proposed Operating Budget
 PUGET SOUND EMERGENCY RADIO NETWORK LEVY (EN_A15100)**

Operating Budget Summary	Expenditures	Revenues	Reg FTE	TLT
2021-2022 Revised Budget	68,261,239	68,670,829	25.0	0.0
Base Budget Adjustments	(859,160)	724,869	0.0	0.0
Decision Package Adjustments	8,233,507	3,210,084	7.0	0.0
2023-2024 Executive Proposed Budget	75,635,586	72,605,782	32.0	0.0
2023-2024 Executive Proposed Ordinance	75,636,000	72,606,000	32.0	0.0

Notes

1. The 2021-2022 Revised Budget equals the 2021-2022 Adopted Biennial Budget plus all Adopted Supplementals as of the publication of this document.
2. Adjust base budget to remove 2021-2022 one-time changes including those related to pandemic response, annualize supplemental changes, and update personnel rates. Personnel budgets reflect projected 2023-2024 salary and benefit rates, current position classifications, and step/merit increases.
3. The Executive Proposed Budget is the sum of the Revised Budget, Base Budget Adjustments, and Decision Package Adjustments. All FTEs/TLTs are rounded to the nearest 1/10th of a position and in some cases, rounded numbers may not add up to the FTE/TLT totals in Executive Proposed. In the Executive Proposed Ordinance, expenditure and revenue totals are rounded up to the nearest 1,000 and FTEs and TLTs are rounded up to the maximum monthly FTEs/TLTs in the Biennium.

Decision Package Adjustment Detail	Expenditures	Revenues	Reg FTE	TLT
Direct Service Changes				
(DS_001) PSERN Operator and Project Revisions Make adjustments related to the final appropriation for the PSERN Project and the PSERN Operator based on Board decisions (including adding seven net-new positions for the Operator).	8,269,207	0	7.0	0.0
Technical Adjustments				
(TA_001) PSERN Revenue Adjustment - Interest/Other Adjust PSERN revenue - interest/other.	0	102,802	0.0	0.0
(TA_050) Revenue Adjustments Revise budgeted revenues to match current forecast.	0	3,107,282	0.0	0.0
(TA_113) Vacancy Rate Adjustment Capture salary savings from employee turnover, without reducing the FTE authority, to increase the accuracy of labor budgeting for this appropriation unit and provide greater transparency.	(91,000)	0	0.0	0.0
Central Rate Adjustments	55,300	0	0.0	0.0
Total Decision Package Adjustments	8,233,507	3,210,084	7.0	0.0

**2023 - 2024 Proposed Financial Plan
PSERN LEVY/000001511**

Category	2021-2022 Estimated	2023-2024 Proposed	2025-2026 Projected	2027-2028 Projected
Beginning Fund Balance	1,787,196	3,222,639		
Revenues				
Levy Proceeds, and State Shared Revenue/Entitlements	69,622,500	72,479,608		
Other revenue including Interest Earnings	74,183	126,174		
Total Revenues	69,696,683	72,605,782		
Expenditures				
PSERN Operator Support	259,203	0		
Transition Cost-initial	750,000	0		
Operator: Transitional Costs - Set-up costs	0	846,955		
Operator: Technical/Operational Startup Costs - REV Rnd	0	1,211,000		
Operator: Cash Flow support	0	500,000		
Operator: Rate Stabilization	0	2,426,512		
Fire Service Protection	1,000,000	2,000,000		
Transfer to Capital	66,252,036	68,651,119		
Total Expenditures	68,261,239	75,635,586		
Estimated Underexpenditures				
Other Fund Transactions				
Total Other Fund Transactions	-			
Ending Fund Balance	3,222,639	192,835	-	-
Reserves				
Rate Stabilization Reserve	2,619,347			
Reserve for Transition Cost	603,292	192,835		
Total Reserves	3,222,639			
Reserve Shortfall	0			
Ending Undesignated Fund Balance	0	-		

Financial Plan Notes

All financial plans have the following assumptions, unless otherwise noted in below rows.

2023-2024 Proposed Budget ties to PBCS and matches 2023-2024 Estimated.

Outyear revenue and expenditure inflation assumptions are consistent with figures provided by PSB's BFPA guidance.

The fund will be closed after the end of the 2023-2024 biennium as the levy authority expires.

Revenue Notes:

The levy proceeds estimates are from August 2022 OEFA Forecast.

Expenditure Notes:

Fire District service protection is assumed at \$1M annually. If the payments are not made each year, the funds become available for use by the project. \$1M of the 2022 Fire District service protection is currently reserved in the fund balance.

Transfer to Capital consists of funds that will be transferred to the capital project 1126875 in Fund 3361.

Reserve Notes:

Rate Stabilization reserve is for mitigating operational costs of the new system. The proposed plan transfers this reserve to the PSERN Operator in the 2023-2024 budget.

Last Updated by Thomas Wood

CAP Summary by Fund

Budget: 2023-2024 Biennial, Scenario: Executive Proposed, Agency: All, Fund: 3361 PUGET SOUND EMERGENCY RADIO NETWORK CAPITAL, Cap Status: Approved, Is IT Proj? Both Yes and No

2023-2024 Biennial - Executive Proposed

3361 PUGET SOUND EMERGENCY RADIO NETWORK CAPITAL - King County Information Technology				
Project Number	Project Name Class Code	Tech Adj	FY23-24	Narratives
1126875	Puget Sound Emergency Radio Network STANDALONE		\$25,529,229	<p>Scope: The Puget Sound Emergency Radio Network (PSERN) project will replace the existing land mobile radio system by implementing a cost effective network using state of the art technology that meets the high standards and requirements of multi-jurisdictional critical life safety responders and general governmental users throughout King County.</p> <p>Scope includes construction of radio sites, network design, implementation of electronic equipment, system testing, training for end users, removal of KCERCS equipment (old analog equipment) and deployment of end user devices which includes 18,000 new radios.</p> <p>In 2019 the Joint Board approved adding 3 additional sites (King 5 - Motorola, Interurban Hotel - Motorola, Renton City Hall - PSERN), and two sites will be modified (Bellevue City Hall-PSERN and Northeast - PSERN) to increase the on-street coverage that enhances the coverage inside buildings in the metropolitan areas.</p> <p>Description of Budget Request: The \$25.5 million in requested appropriation will support the close-out phase of the PSERN project. The projected spending includes fully burdened staff, final construction/demolition costs, final vendor payments, and interfund loan borrowing costs. The budget requested is necessary to cover total project costs through the anticipated completion date in 2024. Total project cost (Estimate at Completion) has increased as a result of various factors such as, Full System Acceptance (FSA) extensions that delay the date of substantial completion, additional site development cost, adding 3 in-building coverage sites to project scope, and augmentation to the project staff.</p> <p>The project budget increase (final appropriation) is needed because the project will be out of funds near the end of 2022 or early 2023 without this project budget increase (final appropriation).</p>
3361 - PUGET SOUND EMERGENCY RADIO NETWORK CAPITAL		Total	\$25,529,229	
Grand Total			\$25,529,229	

**2023-2024 Capital Financial Plan
PSERN Project / 00003361**

Capital Improvement Program (CIP) Budget

	2021-2022 Estimated Ending Balance (Biennium ITD Balance)	2023-2024 Proposed	2023-2024 Total (Balance + Budget)	2025-2026 Projected	2027-2028 Projected
Capital Budget Revenue Sources:					
Revenue Backing from Fund Balance	-	-	-	-	-
Transfer from Operating	14,976,450	25,529,229	40,505,679	-	-
Misc Revenue (from 3361)	-	-	-	-	-
Total Capital Revenue	\$ 14,976,450	\$ 25,529,229	\$ 40,505,679	\$ -	\$ -
Capital Appropriation:					
Infrastructure Upgrade	14,976,450	25,529,229	40,505,679		
Total Capital Appropriation	\$ 14,976,450	\$ 25,529,229	\$ 40,505,679	\$ -	\$ -

CIP Fund Financial Position

	2021-2022 Biennial-to-Date Actuals	2021-2022 Estimated	2023-2024 Biennial-to-Date Actuals	2023-2024 Estimated	2025-2026 Projected	2027-2028 Projected
Beginning Fund Balance	8,572,171	8,572,171	-	(27,985,606)	159,836	159,836
Capital Funding Sources						
Transfer from Operating	53,197,569	66,252,036	-	68,651,119	-	-
Misc Revenue (from 3361)	1,254,867	1,254,867	-	-	-	-
	-	-	-	-	-	-
Total Capital Revenue	\$ 54,452,436	\$ 67,506,903	\$ -	\$ 68,651,119	\$ -	\$ -
Capital Expenditures						
Infrastructure Upgrade	41,450,611	\$104,064,680	-	\$40,505,677	-	-
	-	-	-	-	-	-
	-	-	-	-	-	-
Total Capital Expenditures	\$ 41,450,611	\$ 104,064,680	\$ -	\$ 40,505,677	\$ -	\$ -
Other Fund Transactions						
	-			-		
Ending Fund Balance	21,573,997	(27,985,606)	\$ -	159,836	159,836	159,836
Ending Fund Balance designated to current projects*	\$ 21,573,997	\$ -	\$ -	\$ -	\$ -	\$ -
Reserves						
	-					
Total Reserves	\$ -	\$ -	\$ -	\$ -	\$ -	\$ -
Projected Shortfall	-	27,985,606	-	-	-	-
Ending Undesignated Fund Balance	\$ -	\$ -	\$ -	\$ 159,836	\$ 159,836	\$ 159,836

Financial Plan Notes

CIP Budget Notes:

All financial plans have the following assumptions, unless otherwise noted in below rows.
 2021-2022 Estimated Ending Balance column reflects the best estimate of the inception to date budget balances and actual balances after 2021 is closed.
 2023-2024 Proposed Budget is consistent with PIC for 2023-2024 Executive Proposed Budget.
 2023-2024 Total Budget sums the Estimated Ending Balance Budget and the 2023-2024 Budget.
 Outyear revenue and expenditure budget assumptions tie to the outyears of the Ordinance Attachment by Fund report in PIC, with exceptions explicitly noted.
 Revenue Notes:
 Revenues shown are equal to the budgeted expenditure. Revenues include new revenue and fund balance designated to projects.
 Appropriation Notes:

CIP Fund Financial Position:

All financial plans have the following assumptions, unless otherwise noted in below rows.
 Biennial to Date (BTD) expenditures and revenue reflect EBS totals for budgetary accounts as of the most recent closed month.
 2021-2022 Actuals reflect 2021-2022 amounts in EBS.
 2021-2022 Estimated column reflects the best estimate for the biennium based on actuals and should be informed by the fund's spending plan.
 Outyear revenue projections and expenditure estimates are based on the most recent projections and reflect current project plans.

Revenues Notes:
 The levy proceeds estimates are from March 2022 OEFA Forecast and matches the 1511 PSERN Levy Financial Plan

Expenditure Notes:
 The King County Executive Finance Committee approved an interfund loan for the period of time when cumulative project expenditures exceed cumulative property tax levy revenue collections.

Reserve Notes:
 *Fund balance designated to current projects is for projects that are already appropriated. This fund balance cannot be used for other projects without disappropriating projects or creating a shortfall in the fund.

Last Updated 06/30/2022 by Thomas Wood using data from MAY month-end actuals from Oracle and March 22 OEFA Forecast Estimates

CAP Summary by Fund

Budget: 2023-2024 Biennial, Scenario: Executive Proposed, Agency: All, Fund: 3781 ITS CAPITAL, Cap Status: Approved, Is IT Proj? Both Yes and No

2023-2024 Biennial - Executive Proposed

3781 ITS CAPITAL - King County Information Technology				
Project Number	Project Name Class Code	Tech Adj	FY23-24	Narratives
1047610	KCIT Network Equipment Replacement STANDALONE		\$5,100,000	<p>Scope: Wide Area Network Replacement - As part of the Wide Area Network (WAN) Replacement Project, the King County Information Technology (KCIT) Department will replace various equipment used to provide network connections that enable County agencies to access specialized business applications, desktop business applications such as Skype for Business, Lync phones, and Cloud services. This equipment replacement project is in line with KCIT's internal policies and industry best practice related to replacing capital equipment that reached the end of its useful life.</p> <p>Description of Budget Request:</p>
1132334	KCIT Enhanced Wireless PROGRAMMATIC		\$553,489	<p>Scope: King County Information Technology (KCIT) Enhanced Wireless IT Project - The public and King County employees expect reliable wireless connectivity and access to information from anywhere. In preparation for the growing dependency on wireless, KCIT is enhancing the wireless connectivity at specific King County locations/buildings in phases. This master project will have subprojects for specific phases. The 2013 Business Empowerment and User Mobility (BEUM) was the predecessor of this Enhanced Wireless master project.</p> <p>Description of Budget Request: The request is a continuation of our Enhanced Wireless Program and will deploy wireless at 10 King County sites (Orca, canal place, cedar hills, alki CSO, SCO Elliot, DCHS Vets, Environmental Lab, Greenhouse, KC Airport, Westpoint Welding) and improve customer experience and their operations by offering reliable wireless at the facilities. The budget request includes the fully burdened staff time, software and hardware, and cabling, permits, and other costs necessary to deploy wireless.</p>

CAP Summary by Fund

Budget: 2023-2024 Biennial, Scenario: Executive Proposed, Agency: All, Fund: 3781 ITS CAPITAL, Cap Status: Approved, Is IT Proj? Both Yes and No

2023-2024 Biennial - Executive Proposed

1143991	KCIT Payment Kiosks STANDALONE		\$150,000	<p>Scope: King County Information Technology proposes that payment kiosks be implemented throughout the County to enable an additional channel of payment with a particular focus on decreasing barriers to payments faced by those least economically advantaged. This would help them make timely payments and avoid penalties and collections associated with late payments.</p> <p>Description of Budget Request: KCIT is requesting this budget for the 2023 – 2024 biennium because there is a clear opportunity to decrease financial burdens for people in King County, during a time of rising inflation in a pandemic. Additionally, payment kiosks are strategically aligned with KCIT and King County’s overall priorities. After initial analysis into the needs of the public, reviewing existing payment data, third party research, and feedback from agencies, the initial scope for self-service payment kiosks was determined. This scope was then estimated by KCIT and related agencies to derive the requested amount. Additional research into sample costs from other jurisdictions (Tacoma) was used to inform potential vendor costs.</p> <p>The \$150 thousand in funding will support a more detailed planning study for the project.</p>
1143993	KCIT CJ Enterprise Data Hub STANDALONE		\$150,000	<p>Scope: The project to develop an enterprise-wide data hub, focused on criminal justice data, which allows the tracking of information related to subjects, cases, and resource allocations enabling business entities to respond to public, agency, and council queries, quickly and with better insights.</p> <p>Description of Budget Request: The \$150k in requested appropriation will support initial planning activities for the project to validate agency agreement and buy-in for this system.</p>
1143995	KCIT DC Analysis & Planning STANDALONE		\$500,000	<p>Scope: This effort is the discovery phase required to obtain critical information needed, such as existing business needs, alignments to existing standards, documenting gaps and future needs, to inform KCIT on the required body of work and costs required for 25/26 in preparation for new contracts being signed.</p> <p>Description of Budget Request: The requested appropriation will support the analysis of the existing Data Center footprint, existing business practices, alignment with resiliency standards, a gap analysis, and high-level design with needed square footage. This information will inform KCIT of required budget needed in the next biennium to address the identified gaps, implement design changes in preparation for contracts that need to be signed in 2026.</p>

CAP Summary by Fund

Budget: 2023-2024 Biennial, Scenario: Executive Proposed, Agency: All, Fund: 3781 ITS CAPITAL, Cap Status: Approved, Is IT Proj? Both Yes and No

2023-2024 Biennial - Executive Proposed

1144333	KCIT SIRM Solution STANDALONE		\$908,112	<p>Scope: This project will develop a Countywide standard for technology audit log configurations, procure and implement the solution, and develop alerts and both human and automated response procedures.</p> <p>Description of Budget Request: The Department of Information Technology (KCIT) is seeking this appropriation to implement a technology solution that receives logs from independent technology systems, solutions, and platforms used by individual departments and agencies as well as King County as a whole in a centralized location. These centralized logs can then be analyzed by humans, automated threat definitions, and sophisticated machine learning technologies for threat information related to potential security incidents. Once security incidents are detected a response can occur through both automated and human processes. The ability to rapidly detect and respond to security incidents is the key outcome. The budget requested will cover the 2023/24 solution subscription costs as well as implementation services.</p>
3781 - ITS CAPITAL		Total	\$7,361,601	
Grand Total			\$7,361,601	

**2023-2024 Capital Financial Plan
INFORMATION TECHNOLOGY SERVICES CAPITAL FUND / 00003781**

Capital Improvement Program (CIP) Budget

	2021-2022 Estimated Ending Balance (Biennium ITD Balance)	2023-2024 Proposed	2023-2024 Total (Balance + Budget)	2025-2026 Projected	2027-2028 Projected
Capital Budget Revenue Sources:					
Revenue Backing from Fund Balance	-	-	-	2,000,000	-
Transfer from Operating (KCIT, GF, Other Dept)	-	5,100,000	5,100,000	-	-
Countywide IT Rates	-	2,261,601	2,261,601	-	-
Grants	-	-	-	-	-
Other Contributions	29,112,574	-	29,112,574	4,643,660	6,643,660
Total Capital Revenue	\$ 29,112,574	\$ 7,361,601	\$ 36,474,175	\$ 6,643,660	\$ 6,643,660
Capital Appropriation:					
Enterprise IT	29,112,574	2,261,601	31,374,175	2,143,660	2,143,660
Equipment Replacement	-	5,100,000	5,100,000	4,500,000	4,500,000
Administrative	-	-	-	-	-
Total Capital Appropriation	\$ 29,112,574	\$ 7,361,601	\$ 36,474,175	\$ 6,643,660	\$ 6,643,660

CIP Fund Financial Position

	2021-2022 Biennial-to- Date Actuals	2021-2022 Estimated	2023-2024 Biennial-to-Date Actuals	2023-2024 Estimated	2025-2026 Projected	2027-2028 Projected
Beginning Fund Balance	\$ 4,331,259	\$ 4,331,259	\$ -	\$ 2,330,988	\$ 2,330,988	\$ 330,988
Capital Funding Sources						
R3310-FEDERAL GRANTS DIRECT	47,896	-	-	-	-	-
R3320-FEDERAL SHARED REVENUES	2,917,187	13,275,871	-	-	-	-
R3410-CHARGE FOR SERVICES	3,657,725	-	-	-	-	-
R3611-INTEREST EARNINGS	2,173	3,067	-	-	-	-
R3901-TRANSFERS IN	12,882,444	17,879,530	-	33,495,465	4,643,660	6,643,660
Total Capital Revenue	\$ 19,507,424	\$ 31,158,469	\$ -	\$ 33,495,465	\$ 4,643,660	\$ 6,643,660
Capital Expenditures						
Enterprise IT	12,809,404	22,957,728	-	28,395,465	2,143,660	2,143,660
Equipment Replacement	4,382,106	10,201,012	-	5,100,000	4,500,000	4,500,000
Administrative	341	-	-	-	-	-
Total Capital Expenditures	\$ 17,191,851	\$ 33,158,740	\$ -	\$ 33,495,465	\$ 6,643,660	\$ 6,643,660
Other Fund Transactions	-	-	-	-	-	-
Ending Fund Balance	\$ 6,646,833	\$ 2,330,988	\$ -	\$ 2,330,988	\$ 330,988	\$ 330,988
Ending Fund Balance designated to current projects*	\$ -	\$ -	\$ -	\$ -	\$ -	\$ -
Reserves						
Reserved for future equipment replacement	-	2,330,988	-	2,330,988	330,988	330,988
Total Reserves	\$ -	\$ 2,330,988	\$ -	\$ 2,330,988	\$ 330,988	\$ 330,988
Projected Shortfall	-	-	-	-	-	-
Ending Undesignated Fund Balance	\$ 6,646,833	\$ -	\$ -	\$ -	\$ -	\$ -

Financial Plan Notes

CIP Budget Notes:

All financial plans have the following assumptions, unless otherwise noted in below rows.
 2021-2022 Estimated Ending Balance column reflects the best estimate of the inception to date budget balances and actual balances after 2021 is closed.
 2023-2024 Proposed Budget is consistent with PIC for 2023-2024 Executive Proposed Budget.
 2023-2024 Total Budget sums the Estimated Ending Balance Budget and the 2023-2024 Budget.
 Outyear revenue and expenditure budget assumptions tie to the outyears of the Ordinance Attachment by Fund report in PIC, with exceptions explicitly noted.

Revenue Notes:

Revenues shown are equal to the budgeted expenditure. Revenues include new revenue and fund balance designated to projects.

Appropriation Notes:

CIP Fund Financial Position:

All financial plans have the following assumptions, unless otherwise noted in below rows.
 Biennial to Date (BTD) expenditures and revenue reflect EBS totals for budgetary accounts as of the most recent closed month.
 2021-2022 Actuals reflect 2021-2022 amounts in EBS.
 2021-2022 Estimated column reflects the best estimate for the biennium based on actuals and should be informed by the fund's spending plan.
 Outyear revenue projections and expenditure estimates are based on the most recent projections and reflect current project plans.

Revenues Notes:

Expenditure Notes:

Reserve Notes:

*Fund balance designated to current projects is for projects that are already appropriated. This fund balance cannot be used for other projects without disappropriating projects or creating a shortfall in the fund.

Add date data pulled, from what system, and by whom: EBS May 2022
 Add date the financial plan was last updated and by Junko Keesecker

LEGISLATIVE AGENCIES

MISSION

COUNTY COUNCIL, ADMINISTRATION, AND CLERK

The County Council, Administration, and Clerk earn public trust, enhance quality of life, and protect public health and safety. They ensure adherence to legislative and legal processes and create and maintain accurate and required records to facilitate more effective government and provide consistent, quality responsiveness to citizens.

AUDITOR'S OFFICE

The Auditor's Office promotes improved performance, accountability, and transparency in King County government through objective and independent audits and studies.

HEARING EXAMINER

The Hearing Examiner provides a public hearing process for land use and other critical issues that is fair, efficient, open, and accessible to all citizens.

LAW ENFORCEMENT OVERSIGHT

The Office of Law Enforcement Oversight ensures the integrity, transparency, and accountability of the King County Sheriff's Office (KCSO) in misconduct investigations and fosters greater community trust in KCSO.

OMBUDS-TAX ADVISOR

The Ombuds-Tax Advisor promotes public confidence in King County government by responding to resident complaints in an impartial, efficient, and timely manner, and contributes to the improved operation of County government by making recommendations based upon the results of complaint investigations.

FLOOD CONTROL DISTRICT ADMINISTRATION

The Flood Control District brings a comprehensive approach to flood management and provides funding to improve the County's aging and inadequate flood protection facilities.

OVERVIEW

Legislative agencies include the legislative branch of the County government represented by the County Council and Council Administration, as well as independent agencies represented by the offices of the Auditor, the Ombuds, the Tax Advisor, the Hearing Examiner, Law Enforcement Oversight, the Board of Appeals/Equalization, and King County Television.

COUNTY COUNCIL

The County Council's role is to guide provision of quality regional services to county residents by all County departments and agencies through setting policies, enacting laws, and adopting budgets. The Council's review of ordinances, motions, and budgets helps ensure that County government operates in an efficient, transparent, and cost-effective manner, with equal access for all county residents. The Councilmembers oversee the independent agencies and also serve on governing boards for issues that cross jurisdictional boundaries in areas such as transportation, public health, and criminal justice.

COUNCIL ADMINISTRATION

The Council Administration includes the Council's central and administrative staff and the Clerk, who collectively support the Councilmembers through development and analysis of proposed legislation, conducting special studies, handling legal and policy issues, and providing administrative and technical support. This includes administrative support to the King County Flood Control District.

COUNTY AUDITOR

The County Auditor conducts audits and studies and provides capital project oversight to ensure accountability and transparency, improve service delivery, and identify potential cost savings in County government.

HEARING EXAMINER

The Hearing Examiner conducts quasi-judicial public hearings on land use applications and appeals of administrative orders and decisions, prepares reports of all hearings, and makes recommendations and decisions on these matters.

LAW ENFORCEMENT OVERSIGHT

The Office of Law Enforcement Oversight (OLEO) provides civilian oversight of the King County Sheriff's Office. OLEO monitors ongoing investigations of misconduct, helps resolve cases, implements methods for increasing the level of public trust and transparency, and identifies systemic issues within the Sheriff's Office.

OMBUDS-TAX ADVISOR

The Ombuds-Tax Advisor investigates resident complaints against County agencies and makes recommendations for resolution and improvements. These responsibilities include investigating alleged violations of the Employee Code of Ethics, the Lobbyist Disclosure Code, and employee complaints of improper governmental action and retaliation pursuant to the Whistleblower Protection Code. The Tax Advisor section answers inquiries about County real estate taxation and property valuations and advises property owners considering a valuation appeal.

KING COUNTY TELEVISION

King County Television is the government access channel for King County, providing live and taped coverage of Council meetings and public forums, King County news events, and original programming to highlight County issues and services.

BOARD OF APPEALS/EQUALIZATION

The Board of Appeals/Equalization is an independent body comprised of seven members organized to adjudicate property value and other determinations made by the County Assessor, as well as various business license decisions and animal control orders.

**2023-2024 Executive Proposed Operating Budget
COUNTY COUNCIL (EN_A01000)**

Operating Budget Summary	Expenditures	Revenues	Reg FTE	TLT
2021-2022 Revised Budget	4,111,681	0	9.0	0.0
Base Budget Adjustments	163,214	0	0.0	0.0
Decision Package Adjustments	(15,750)	0	0.0	0.0
2023-2024 Executive Proposed Budget	4,259,145	0	9.0	0.0
2023-2024 Executive Proposed Ordinance	4,260,000	0	9.0	0.0

Notes

1. The 2021-2022 Revised Budget equals the 2021-2022 Adopted Biennial Budget plus all Adopted Supplementals as of the publication of this document.

2. Adjust base budget to remove 2021-2022 one-time changes including those related to pandemic response, annualize supplemental changes, and update personnel rates. Personnel budgets reflect projected 2023-2024 salary and benefit rates, current position classifications, and step/merit increases.

3. The Executive Proposed Budget is the sum of the Revised Budget, Base Budget Adjustments, and Decision Package Adjustments. All FTEs/TLTs are rounded to the nearest 1/10th of a position and in some cases, rounded numbers may not add up to the FTE/TLT totals in Executive Proposed. In the Executive Proposed Ordinance, expenditure and revenue totals are rounded up to the nearest 1,000 and FTEs and TLTs are rounded up to the maximum monthly FTEs/TLTs in the Biennium.

Decision Package Adjustment Detail	Expenditures	Revenues	Reg FTE	TLT
Central Rate Adjustments	(15,750)	0	0.0	0.0
Total Decision Package Adjustments	(15,750)	0	0.0	0.0

**2023-2024 Executive Proposed Operating Budget
COUNCIL ADMINISTRATION (EN_A02000)**

Operating Budget Summary	Expenditures	Revenues	Reg FTE	TLT
2021-2022 Revised Budget	37,931,825	1,063,369	105.1	0.0
Base Budget Adjustments	4,834,697	436,631	0.0	0.0
Decision Package Adjustments	390,598	0	0.0	0.0
2023-2024 Executive Proposed Budget	43,157,120	1,500,000	105.1	0.0
2023-2024 Executive Proposed Ordinance	43,158,000	1,500,000	105.1	0.0

Notes

1. The 2021-2022 Revised Budget equals the 2021-2022 Adopted Biennial Budget plus all Adopted Supplementals as of the publication of this document.

2. Adjust base budget to remove 2021-2022 one-time changes including those related to pandemic response, annualize supplemental changes, and update personnel rates. Personnel budgets reflect projected 2023-2024 salary and benefit rates, current position classifications, and step/merit increases.

3. The Executive Proposed Budget is the sum of the Revised Budget, Base Budget Adjustments, and Decision Package Adjustments. All FTEs/TLTs are rounded to the nearest 1/10th of a position and in some cases, rounded numbers may not add up to the FTE/TLT totals in Executive Proposed. In the Executive Proposed Ordinance, expenditure and revenue totals are rounded up to the nearest 1,000 and FTEs and TLTs are rounded up to the maximum monthly FTEs/TLTs in the Biennium.

Decision Package Adjustment Detail	Expenditures	Revenues	Reg FTE	TLT
Technical Adjustments				
(TA_001) Council Administration Technical Adjustments Reducing appropriation level for contracting services to 2021/2022 appropriation level.	(48,500)	0	0.0	0.0
(TA_111) Overtime Account Adjustment Adjust Overtime account for GWI	1,620	0	0.0	0.0
(TA_112) Temporary Account Adjustment Adjust Temporary account for GWI	3,120	0	0.0	0.0
(TA_117) Strategic Sourcing Savings Capture savings from contracts strategically negotiated by Procurement.	(3,600)	0	0.0	0.0
Central Rate Adjustments	437,958	0	0.0	0.0
Total Decision Package Adjustments	390,598	0	0.0	0.0

**2023-2024 Executive Proposed Operating Budget
HEARING EXAMINER (EN_A03000)**

Operating Budget Summary	Expenditures	Revenues	Reg FTE	TLT
2021-2022 Revised Budget	1,325,501	0	3.0	0.0
Base Budget Adjustments	55,683	0	0.0	0.0
Decision Package Adjustments	(41,466)	0	0.0	0.0
2023-2024 Executive Proposed Budget	1,339,718	0	3.0	0.0
2023-2024 Executive Proposed Ordinance	1,340,000	0	3.0	0.0

Notes

1. The 2021-2022 Revised Budget equals the 2021-2022 Adopted Biennial Budget plus all Adopted Supplementals as of the publication of this document.

2. Adjust base budget to remove 2021-2022 one-time changes including those related to pandemic response, annualize supplemental changes, and update personnel rates. Personnel budgets reflect projected 2023-2024 salary and benefit rates, current position classifications, and step/merit increases.

3. The Executive Proposed Budget is the sum of the Revised Budget, Base Budget Adjustments, and Decision Package Adjustments. All FTEs/TLTs are rounded to the nearest 1/10th of a position and in some cases, rounded numbers may not add up to the FTE/TLT totals in Executive Proposed. In the Executive Proposed Ordinance, expenditure and revenue totals are rounded up to the nearest 1,000 and FTEs and TLTs are rounded up to the maximum monthly FTEs/TLTs in the Biennium.

Decision Package Adjustment Detail	Expenditures	Revenues	Reg FTE	TLT
Technical Adjustments				
(TA_111) Overtime Account Adjustment Adjust Overtime account for GWI	493	0	0.0	0.0
(TA_112) Temporary Account Adjustment Adjust Temporary account for GWI	4,237	0	0.0	0.0
Central Rate Adjustments	(46,196)	0	0.0	0.0
Total Decision Package Adjustments	(41,466)	0	0.0	0.0

**2023-2024 Executive Proposed Operating Budget
COUNTY AUDITOR (EN_A04000)**

Operating Budget Summary	Expenditures	Revenues	Reg FTE	TLT
2021-2022 Revised Budget	5,573,797	0	17.3	0.0
Base Budget Adjustments	986,663	0	0.0	0.0
Decision Package Adjustments	(186,111)	0	0.0	0.0
2023-2024 Executive Proposed Budget	6,374,349	0	17.3	0.0
2023-2024 Executive Proposed Ordinance	6,375,000	0	17.3	0.0

Notes

1. The 2021-2022 Revised Budget equals the 2021-2022 Adopted Biennial Budget plus all Adopted Supplementals as of the publication of this document.

2. Adjust base budget to remove 2021-2022 one-time changes including those related to pandemic response, annualize supplemental changes, and update personnel rates. Personnel budgets reflect projected 2023-2024 salary and benefit rates, current position classifications, and step/merit increases.

3. The Executive Proposed Budget is the sum of the Revised Budget, Base Budget Adjustments, and Decision Package Adjustments. All FTEs/TLTs are rounded to the nearest 1/10th of a position and in some cases, rounded numbers may not add up to the FTE/TLT totals in Executive Proposed. In the Executive Proposed Ordinance, expenditure and revenue totals are rounded up to the nearest 1,000 and FTEs and TLTs are rounded up to the maximum monthly FTEs/TLTs in the Biennium.

Decision Package Adjustment Detail	Expenditures	Revenues	Reg FTE	TLT
Technical Adjustments				
(TA_112) Temporary Account Adjustment Adjust Temporary account for GWI	6,767	0	0.0	0.0
Central Rate Adjustments	(192,878)	0	0.0	0.0
Total Decision Package Adjustments	(186,111)	0	0.0	0.0

**2023-2024 Executive Proposed Operating Budget
OMBUDS TAX ADVISOR (EN_A05000)**

Operating Budget Summary	Expenditures	Revenues	Reg FTE	TLT
2021-2022 Revised Budget	3,816,301	362,724	11.0	0.0
Base Budget Adjustments	556,251	(40,640)	0.0	0.0
Decision Package Adjustments	293,901	0	0.0	0.0
2023-2024 Executive Proposed Budget	4,666,453	322,084	11.0	0.0
2023-2024 Executive Proposed Ordinance	4,667,000	323,000	11.0	0.0

Notes

1. The 2021-2022 Revised Budget equals the 2021-2022 Adopted Biennial Budget plus all Adopted Supplementals as of the publication of this document.

2. Adjust base budget to remove 2021-2022 one-time changes including those related to pandemic response, annualize supplemental changes, and update personnel rates. Personnel budgets reflect projected 2023-2024 salary and benefit rates, current position classifications, and step/merit increases.

3. The Executive Proposed Budget is the sum of the Revised Budget, Base Budget Adjustments, and Decision Package Adjustments. All FTEs/TLTs are rounded to the nearest 1/10th of a position and in some cases, rounded numbers may not add up to the FTE/TLT totals in Executive Proposed. In the Executive Proposed Ordinance, expenditure and revenue totals are rounded up to the nearest 1,000 and FTEs and TLTs are rounded up to the maximum monthly FTEs/TLTs in the Biennium.

Decision Package Adjustment Detail	Expenditures	Revenues	Reg FTE	TLT
Technical Adjustments				
(TA_112) Temporary Account Adjustment Adjust Temporary account for GWI	4,237	0	0.0	0.0
Central Rate Adjustments	289,664	0	0.0	0.0
Total Decision Package Adjustments	293,901	0	0.0	0.0

**2023-2024 Executive Proposed Operating Budget
KING COUNTY CIVIC TELEVISION (EN_A06000)**

Operating Budget Summary	Expenditures	Revenues	Reg FTE	TLT
2021-2022 Revised Budget	1,779,013	110,000	5.0	0.0
Base Budget Adjustments	7,630	(110,000)	0.0	0.0
Decision Package Adjustments	40,984	100,000	0.0	0.0
2023-2024 Executive Proposed Budget	1,827,627	100,000	5.0	0.0
2023-2024 Executive Proposed Ordinance	1,828,000	100,000	5.0	0.0

Notes

1. The 2021-2022 Revised Budget equals the 2021-2022 Adopted Biennial Budget plus all Adopted Supplementals as of the publication of this document.

2. Adjust base budget to remove 2021-2022 one-time changes including those related to pandemic response, annualize supplemental changes, and update personnel rates. Personnel budgets reflect projected 2023-2024 salary and benefit rates, current position classifications, and step/merit increases.

3. The Executive Proposed Budget is the sum of the Revised Budget, Base Budget Adjustments, and Decision Package Adjustments. All FTEs/TLTs are rounded to the nearest 1/10th of a position and in some cases, rounded numbers may not add up to the FTE/TLT totals in Executive Proposed. In the Executive Proposed Ordinance, expenditure and revenue totals are rounded up to the nearest 1,000 and FTEs and TLTs are rounded up to the maximum monthly FTEs/TLTs in the Biennium.

Decision Package Adjustment Detail	Expenditures	Revenues	Reg FTE	TLT
Administrative Service Changes				
(AC_001) KCTV Administrative Changes Increased appropriation level for a one time project to upgrade KCTV servers. Increased revenue appropriation to help cover the expenditure request for the servers.	50,000	100,000	0.0	0.0
Technical Adjustments				
(TA_111) Overtime Account Adjustment Adjust Overtime account for GWI	(372)	0	0.0	0.0
(TA_112) Temporary Account Adjustment Adjust Temporary account for GWI	1,872	0	0.0	0.0
Central Rate Adjustments	(10,516)	0	0.0	0.0
Total Decision Package Adjustments	40,984	100,000	0.0	0.0

**2023-2024 Executive Proposed Operating Budget
BOARD OF APPEALS (EN_A07000)**

Operating Budget Summary	Expenditures	Revenues	Reg FTE	TLT
2021-2022 Revised Budget	1,838,479	38,157	4.0	0.0
Base Budget Adjustments	124,340	(38,157)	0.0	0.0
Decision Package Adjustments	(110,464)	0	0.0	0.0
2023-2024 Executive Proposed Budget	1,852,355	0	4.0	0.0
2023-2024 Executive Proposed Ordinance	1,853,000	0	4.0	0.0

Notes

1. The 2021-2022 Revised Budget equals the 2021-2022 Adopted Biennial Budget plus all Adopted Supplementals as of the publication of this document.

2. Adjust base budget to remove 2021-2022 one-time changes including those related to pandemic response, annualize supplemental changes, and update personnel rates. Personnel budgets reflect projected 2023-2024 salary and benefit rates, current position classifications, and step/merit increases.

3. The Executive Proposed Budget is the sum of the Revised Budget, Base Budget Adjustments, and Decision Package Adjustments. All FTEs/TLTs are rounded to the nearest 1/10th of a position and in some cases, rounded numbers may not add up to the FTE/TLT totals in Executive Proposed. In the Executive Proposed Ordinance, expenditure and revenue totals are rounded up to the nearest 1,000 and FTEs and TLTs are rounded up to the maximum monthly FTEs/TLTs in the Biennium.

Decision Package Adjustment Detail	Expenditures	Revenues	Reg FTE	TLT
Administrative Service Changes				
(AC_001) Board of Appeals Administrative Change Increase of full day and partial day per diem for board members.	9,898	0	0.0	0.0
Technical Adjustments				
(TA_112) Temporary Account Adjustment Adjust Temporary account for GWI	624	0	0.0	0.0
Central Rate Adjustments	(120,986)	0	0.0	0.0
Total Decision Package Adjustments	(110,464)	0	0.0	0.0

**2023-2024 Executive Proposed Operating Budget
OFFICE OF LAW ENFORCEMENT OVERSIGHT (EN_A08500)**

Operating Budget Summary	Expenditures	Revenues	Reg FTE	TLT
2021-2022 Revised Budget	3,243,000	0	9.0	0.0
Base Budget Adjustments	508,282	0	0.0	0.0
Decision Package Adjustments	60,532	0	0.0	0.0
2023-2024 Executive Proposed Budget	3,811,814	0	9.0	0.0
2023-2024 Executive Proposed Ordinance	3,812,000	0	9.0	0.0

Notes

1. The 2021-2022 Revised Budget equals the 2021-2022 Adopted Biennial Budget plus all Adopted Supplementals as of the publication of this document.

2. Adjust base budget to remove 2021-2022 one-time changes including those related to pandemic response, annualize supplemental changes, and update personnel rates. Personnel budgets reflect projected 2023-2024 salary and benefit rates, current position classifications, and step/merit increases.

3. The Executive Proposed Budget is the sum of the Revised Budget, Base Budget Adjustments, and Decision Package Adjustments. All FTEs/TLTs are rounded to the nearest 1/10th of a position and in some cases, rounded numbers may not add up to the FTE/TLT totals in Executive Proposed. In the Executive Proposed Ordinance, expenditure and revenue totals are rounded up to the nearest 1,000 and FTEs and TLTs are rounded up to the maximum monthly FTEs/TLTs in the Biennium.

Decision Package Adjustment Detail	Expenditures	Revenues	Reg FTE	TLT
Technical Adjustments				
(TA_112) Temporary Account Adjustment Adjust Temporary account for GWI	3,252	0	0.0	0.0
(TA_117) Strategic Sourcing Savings Capture savings from contracts strategically negotiated by Procurement.	(1,200)	0	0.0	0.0
Central Rate Adjustments	58,480	0	0.0	0.0
Total Decision Package Adjustments	60,532	0	0.0	0.0

BOUNDARY REVIEW BOARD

MISSION

The Boundary Review Board serves as an independent, quasi-judicial entity to provide a method of guiding and controlling the creation and development of municipalities in metropolitan areas so that residents and businesses may rely on the logical growth of local government.

OVERVIEW

The Boundary Review Board (BRB) is an independent, quasi-judicial agency established by state mandate (RCW 36.93, et seq) that provides review of proposals for boundary changes by cities, fire districts, water, sewer, and irrigation districts within King County, including city or district annexations, new city incorporations, and district mergers. The Board employs three staff members: an executive director, administrative staff member, and independent legal counsel as required by various statutory mandates. The Board consists of 11 members: four members appointed by the King County Executive, four members appointed by the cities of King County, and three members appointed by Special Purpose Districts, as required by RCW 36.93.

In the case of annexations, mergers, and similar actions, the Board provides both administrative public review and, upon request, a comprehensive public hearing process leading to a final decision on the proposed action. In the case of new city incorporations, the Board oversees preparation of an impartial consultant study to assess the financial feasibility of the proposed new city. Following completion of the study, the Board holds a public hearing, establishes final boundaries, and makes a recommendation to the voters, who make the final decision in an election on the incorporation.

The Boundary Review Board provides a single, integrated product: the review and adjudication for all notices of intention for proposed creation of, or changes to jurisdictional boundaries, summarized by a decision report. The primary customers served by this product are municipal governments and regional governing agencies including cities and special purpose districts.

**2023-2024 Executive Proposed Operating Budget
BOUNDARY REVIEW BOARD (EN_A63000)**

Operating Budget Summary	Expenditures	Revenues	Reg FTE	TLT
2021-2022 Revised Budget	919,081	500	2.0	0.0
Base Budget Adjustments	(31,752)	(500)	0.0	0.0
Decision Package Adjustments	(12,352)	0	0.0	0.0
2023-2024 Executive Proposed Budget	874,977	0	2.0	0.0
2023-2024 Executive Proposed Ordinance	875,000	0	2.0	0.0

Notes

1. The 2021-2022 Revised Budget equals the 2021-2022 Adopted Biennial Budget plus all Adopted Supplementals as of the publication of this document.

2. Adjust base budget to remove 2021-2022 one-time changes including those related to pandemic response, annualize supplemental changes, and update personnel rates. Personnel budgets reflect projected 2023-2024 salary and benefit rates, current position classifications, and step/merit increases.

3. The Executive Proposed Budget is the sum of the Revised Budget, Base Budget Adjustments, and Decision Package Adjustments. All FTEs/TLTs are rounded to the nearest 1/10th of a position and in some cases, rounded numbers may not add up to the FTE/TLT totals in Executive Proposed. In the Executive Proposed Ordinance, expenditure and revenue totals are rounded up to the nearest 1,000 and FTEs and TLTs are rounded up to the maximum monthly FTEs/TLTs in the Biennium.

Decision Package Adjustment Detail	Expenditures	Revenues	Reg FTE	TLT
Central Rate Adjustments	(12,352)	0	0.0	0.0
Total Decision Package Adjustments	(12,352)	0	0.0	0.0

OFFICE OF ECONOMIC AND FINANCIAL ANALYSIS

MISSION

The Office of Economic and Financial Analysis promotes wise management of the King County budget by providing reliable, accurate, and objective economic and revenue data and forecasts and by contributing to the understanding of the effects of current and future economic conditions on County finances.

OVERVIEW

The Office of Economic and Financial Analysis (OEFA) provides County decision-makers with reliable, accurate, and objective economic and revenue information and forecasts in order to support prudent management of the King County budget. The office contributes to the understanding of the effects of current and projected economic conditions on County finances, operations, and services.

OEFA is an independent agency of King County and not affiliated with either the Executive Office or the King County Council, which enables the creation of unbiased forecasts by professional economists. OEFA's forecasts serve as the basis for the County Executive's preliminary budget preparation, budget proposal, Council adopted budget, and any budget amendments.

OEFA continues to build a reputation inside and outside of King County government as a trusted resource for accurate and objective forecasts for both revenues and economic variables that impact our region. OEFA's analytical work underpins the County's ability to manage its finances in a fiscally sustainable manner so the County can continue to provide services for healthy, safe, and vibrant communities.

**2023-2024 Executive Proposed Operating Budget
OFFICE OF ECONOMIC AND FINANCIAL ANALYSIS (EN_A08700)**

Operating Budget Summary	Expenditures	Revenues	Reg FTE	TLT
2021-2022 Revised Budget	1,104,877	0	2.5	0.0
Base Budget Adjustments	62,013	0	0.0	0.0
Decision Package Adjustments	(9,778)	0	0.0	0.0
2023-2024 Executive Proposed Budget	1,157,112	0	2.5	0.0
2023-2024 Executive Proposed Ordinance	1,158,000	0	2.5	0.0

Notes

1. The 2021-2022 Revised Budget equals the 2021-2022 Adopted Biennial Budget plus all Adopted Supplementals as of the publication of this document.

2. Adjust base budget to remove 2021-2022 one-time changes including those related to pandemic response, annualize supplemental changes, and update personnel rates. Personnel budgets reflect projected 2023-2024 salary and benefit rates, current position classifications, and step/merit increases.

3. The Executive Proposed Budget is the sum of the Revised Budget, Base Budget Adjustments, and Decision Package Adjustments. All FTEs/TLTs are rounded to the nearest 1/10th of a position and in some cases, rounded numbers may not add up to the FTE/TLT totals in Executive Proposed. In the Executive Proposed Ordinance, expenditure and revenue totals are rounded up to the nearest 1,000 and FTEs and TLTs are rounded up to the maximum monthly FTEs/TLTs in the Biennium.

Decision Package Adjustment Detail	Expenditures	Revenues	Reg FTE	TLT
Central Rate Adjustments	(9,778)	0	0.0	0.0
Total Decision Package Adjustments	(9,778)	0	0.0	0.0

ADMINISTRATIVE AGENCIES

This section covers a group of cost centers that do not belong to any department. Budgets in this category include transfers to the Cultural Development Authority, several new appropriation units associated with the lodging tax, Federal Lobbying, the Grants Fund, Memberships and Dues, and the State Auditor. Listed below are the 2023-2024 Proposed Budgets for these agencies.

CULTURAL DEVELOPMENT AUTHORITY - \$44,002,000

This appropriation transfers funds to 4Culture, which is the County's Cultural Development Authority. In 2023-2024, the transfer will fund the County's Public Art Program, the management of the County's art collection, arts and culture allocation from the lodging tax fund, and includes the remaining balance of the Building 4Equity advance.

ARTS AND CULTURE TRANSFER - \$26,635,000

This appropriation unit in the Lodging Tax Fund is used to transfer lodging tax revenues designated for arts and culture to the Cultural Development Authority as outlined in King County Ordinance 18788. The funding will ultimately be transferred to 4Culture, the County's Cultural Development Authority. This request includes contingency to be used to transfer additional lodging tax revenue to the Cultural Development Authority appropriation unit in the case that lodging tax revenues collected are higher than forecasted.

BUILDING FOR EQUITY ADVANCE - \$8,866,000

This appropriation unit was appropriated in a 2019-2020 supplemental in the Lodging Tax Fund and is used to advance future lodging tax revenues to the Cultural Development Authority as approved in King County Ordinance 18940. This appropriation includes the remaining balance of the approved \$20 million advance for the program.

TOURISM - \$14,296,000

This appropriation unit in the Lodging Tax Fund is used to allocate lodging tax revenues designated for tourism promotion activities as outlined in King County Ordinance 18788. The funds are designated to repayment of bonds for 4Culture, support for the Washington State Major League Baseball Stadium public benefit district, and to support tourism promotion activities in the county. The appropriation includes contingency to be used to fund additional tourism activities if the lodging tax revenues collected are higher than forecasted.

HOUSING AND HOMELESS PROGRAMS - \$43,188,000

This appropriation unit in the Lodging Tax Fund is used to allocate lodging tax revenues designated for affordable housing and homeless youth programs as outlined in King County Ordinance 18788. The funds are designated to repayment of current previous and projected bond sales to fund housing construction and to transfer lodging tax revenues to DCHS for programming. The appropriation includes contingency to be used to fund additional affordable housing and homeless youth activities if the lodging tax revenues collected are higher than forecasted.

GOVERNMENT RELATIONS - \$760,000

The 2023-2024 Proposed Budget to fund Government Relations is a contract extension for lobbying contract costs and reflects the County Executive and King County Council continuing to share for federal and state advocacy.

GRANTS FUND - \$35.5 MILLION EXPENDITURE / 41 FTEs

The proposed appropriation for each agency includes spending for existing grants and potential new grants:

King County Agency Name	FTEs	Amount
Sheriff	2.0	\$4.7 million
Prosecuting Attorney (PAO)	0.0	\$7.2 million
Executive Services/Office of Emergency Management (OEM)	7.0	\$5.5 million
Superior Court	27.7	\$8.8 million
Judicial Administration (DJA)	2.0	\$0.4 million
Elections	0.0	\$1.8 million
Office of Performance, Strategy and Budget	0.5	\$1.1 million
Grant Contingency	0.0	\$6.0 million

MEMBERSHIPS AND DUES - \$1,292,000

This appropriation funds the County’s membership dues in the Puget Sound Regional Council, National Association of Counties, Washington Association of County Officials, and the Washington State Association of Counties. The table below provides detail for each contribution.

Organization Name	Amount
Puget Sound Regional Council (PSRC)	\$ 82,000
National Association of Counties (NACO)	\$ 74,000
Washington Association of County Officials (WACO)	\$426,000
Washington State Association of Counties (WSAC)	\$629,000

STATE AUDITOR - \$2,336,922

The State Auditor’s 2023-2024 budget increased by \$7,936 due to some internal rate adjustments. As of budget book production, the Auditor’s office had not provided an updated local government hourly rate to jurisdictions. Executive staff expect to receive the updated hourly rate in late 2022.

**2023-2024 Executive Proposed Operating Budget
CULTURAL DEVELOPMENT AUTHORITY (EN_A30100)**

Operating Budget Summary	Expenditures	Revenues	Reg FTE	TLT
2021-2022 Revised Budget	43,837,121	43,837,121	0.0	0.0
Base Budget Adjustments	(6,845,687)	(6,845,687)	0.0	0.0
Decision Package Adjustments	7,010,539	7,010,539	0.0	0.0
2023-2024 Executive Proposed Budget	44,001,973	44,001,973	0.0	0.0
2023-2024 Executive Proposed Ordinance	44,002,000	44,002,000	0.0	0.0

Notes

1. The 2021-2022 Revised Budget equals the 2021-2022 Adopted Biennial Budget plus all Adopted Supplementals as of the publication of this document.

2. Adjust base budget to remove 2021-2022 one-time changes including those related to pandemic response, annualize supplemental changes, and update personnel rates. Personnel budgets reflect projected 2023-2024 salary and benefit rates, current position classifications, and step/merit increases.

3. The Executive Proposed Budget is the sum of the Revised Budget, Base Budget Adjustments, and Decision Package Adjustments. All FTEs/TLTs are rounded to the nearest 1/10th of a position and in some cases, rounded numbers may not add up to the FTE/TLT totals in Executive Proposed. In the Executive Proposed Ordinance, expenditure and revenue totals are rounded up to the nearest 1,000 and FTEs and TLTs are rounded up to the maximum monthly FTEs/TLTs in the Biennium.

Decision Package Adjustment Detail	Expenditures	Revenues	Reg FTE	TLT
Administrative Service Changes				
(AC_001) Grant Programs (CLFR Funded) Reappropriate CFLR funding to provide continued support for 4Culture's grant programs.	2,200,000	2,200,000	0.0	0.0
Technical Adjustments				
(TA_001) Lodging Tax Adjustment Adjust appropriation to align with the estimated 2023-2024 lodging tax revenue allocation.	2,872,587	2,872,587	0.0	0.0
(TA_002) 1% for Arts Adjustment Adjust appropriation to align with the estimated 2023-2024 one percent for Art contributions.	1,883,192	1,883,192	0.0	0.0
(TA_003) Art Stewardship Adjust the general fund support for maintenance of the County's art portfolio.	54,760	54,760	0.0	0.0
Central Rate Adjustments	0	0	0.0	0.0
Total Decision Package Adjustments	7,010,539	7,010,539	0.0	0.0

**2023-2024 Proposed Financial Plan
CDA Fund/000001170, 1171, 1172**

Category	2021-2022 Estimated	2023-2024 Proposed Budget	2025-2026 Projected	2027-2028 Projected
Beginning Fund Balance	3,062,633	3,024,425	3,024,425	3,024,425
Revenues				
General Fund Support (Stewardship)	578,200	607,000	628,245	650,234
1% for Art Contributions	11,783,364	5,103,000	4,000,000	4,000,000
Hotel/Motel Lodging Tax	15,373,332	25,418,121	26,069,499	29,255,888
Building 4Equity Advance	3,984,690	8,723,851	0	0
Federal Grants	8,925,196	2,200,000	0	0
Other/Contingency	14,792	1,950,000	1,950,000	1,950,000
Total Revenues	40,659,574	44,001,972	32,647,744	35,856,122
Expenditures				
General Fund Support (Stewardship)	578,200	607,000	628,245	650,234
Transfers to 4Culture (1% for Art, Other)	11,783,364	5,103,000	4,000,000	4,000,000
4Culture Programs	15,373,332	25,418,121	26,069,499	29,255,888
Building 4Equity Advance	3,984,690	8,723,851	0	0
COVID Grants	8,925,196	2,200,000	0	0
Forecast Contingency	0	1,950,000	1,950,000	1,950,000
Other				
Total Expenditures	40,644,782	44,001,972	32,647,744	35,856,122
Estimated Underexpenditures				
Other Fund Transactions				
Accounting Adjustments	(53,000)			
Total Other Fund Transactions	(53,000)	-	-	-
Ending Fund Balance	3,024,425	3,024,425	3,024,425	3,024,425
Reserves				
Expenditure Reserve				
Prepayments	3,000,000	3,000,000	3,000,000	3,000,000
Total Reserves	3,000,000	3,000,000	3,000,000	3,000,000
Reserve Shortfall	-	-	-	-
Ending Undesignated Fund Balance	24,425	24,425	24,425	24,425

Financial Plan Notes

All financial plans have the following assumptions, unless otherwise noted in below rows.

2023-2024 Proposed Budget ties to PBCS and matches 2023-2024 Estimated.

Outyear revenue and expenditure inflation assumptions are consistent with OEFA Forecast for lodging taxes and BFPA assumptions.

Budgetary fund balance includes funds 1170, 1171, and 1172.

Revenue Notes

Building 4Equity assumes the drawdown of the remaining \$20M advance authorized by King County Council.

Hotel/Motel Lodging Tax revenue assumes 37.5% of annual revenue less the repayment of up to \$2M annually for the Building 4Equity Advance.

Federal Funding and COVID Grants includes the reappropriation of \$2.2M in ARPA funded grants for cultural organization and individual artists

Expenditure Notes

Reserve Notes:

Updated by Chris McGowan 9/1/2022

**2023-2024 Executive Proposed Operating Budget
ARTS AND CULTURE TRANSFER (EN_A18000)**

Operating Budget Summary	Expenditures	Revenues	Reg FTE	TLT
2021-2022 Revised Budget	18,028,871	51,771,500	0.0	0.0
Base Budget Adjustments	4,169,117	11,311,500	0.0	0.0
Decision Package Adjustments	4,436,134	11,359,354	0.0	0.0
2023-2024 Executive Proposed Budget	26,634,122	74,442,354	0.0	0.0
2023-2024 Executive Proposed Ordinance	26,635,000	74,443,000	0.0	0.0

Notes

1. The 2021-2022 Revised Budget equals the 2021-2022 Adopted Biennial Budget plus all Adopted Supplementals as of the publication of this document.
2. Adjust base budget to remove 2021-2022 one-time changes including those related to pandemic response, annualize supplemental changes, and update personnel rates. Personnel budgets reflect projected 2023-2024 salary and benefit rates, current position classifications, and step/merit increases.
3. The Executive Proposed Budget is the sum of the Revised Budget, Base Budget Adjustments, and Decision Package Adjustments. All FTEs/TLTs are rounded to the nearest 1/10th of a position and in some cases, rounded numbers may not add up to the FTE/TLT totals in Executive Proposed. In the Executive Proposed Ordinance, expenditure and revenue totals are rounded up to the nearest 1,000 and FTEs and TLTs are rounded up to the maximum monthly FTEs/TLTs in the Biennium.

Decision Package Adjustment Detail	Expenditures	Revenues	Reg FTE	TLT
Technical Adjustments				
(TA_001) Expenditure Adjustments Adjust expenditure authority to based on the OEFA forecast. Lodging Tax revenues are allocated by King County Ordinance 18788.	4,180,134	0	0.0	0.0
(TA_050) Revenue Adjustments Revise budgeted revenues to match current forecast.	0	11,103,354	0.0	0.0
Central Rate Adjustments	256,000	256,000	0.0	0.0
Total Decision Package Adjustments	4,436,134	11,359,354	0.0	0.0

**2023-2024 Executive Proposed Operating Budget
BUILDING 4EQUITY ADVANCE (EN_A18100)**

Operating Budget Summary	Expenditures	Revenues	Reg FTE	TLT
2021-2022 Revised Budget	12,850,000	0	0.0	0.0
Base Budget Adjustments	(1,150,000)	0	0.0	0.0
Decision Package Adjustments	(2,834,690)	0	0.0	0.0
2023-2024 Executive Proposed Budget	8,865,310	0	0.0	0.0
2023-2024 Executive Proposed Ordinance	8,866,000	0	0.0	0.0

Notes

1. The 2021-2022 Revised Budget equals the 2021-2022 Adopted Biennial Budget plus all Adopted Supplementals as of the publication of this document.

2. Adjust base budget to remove 2021-2022 one-time changes including those related to pandemic response, annualize supplemental changes, and update personnel rates. Personnel budgets reflect projected 2023-2024 salary and benefit rates, current position classifications, and step/merit increases.

3. The Executive Proposed Budget is the sum of the Revised Budget, Base Budget Adjustments, and Decision Package Adjustments. All FTEs/TLTs are rounded to the nearest 1/10th of a position and in some cases, rounded numbers may not add up to the FTE/TLT totals in Executive Proposed. In the Executive Proposed Ordinance, expenditure and revenue totals are rounded up to the nearest 1,000 and FTEs and TLTs are rounded up to the maximum monthly FTEs/TLTs in the Biennium.

Decision Package Adjustment Detail	Expenditures	Revenues	Reg FTE	TLT
Technical Adjustments				
(TA_001) Building 4Equity Adjustment Adjust the funding for the Building 4Equity advance based on 2021-2022 actuals.	(2,834,690)	0	0.0	0.0
Central Rate Adjustments	0	0	0.0	0.0
Total Decision Package Adjustments	(2,834,690)	0	0.0	0.0

**2023-2024 Executive Proposed Operating Budget
TOURISM (EN_A18200)**

Operating Budget Summary	Expenditures	Revenues	Reg FTE	TLT
2021-2022 Revised Budget	11,417,723	0	0.0	0.0
Base Budget Adjustments	1,100,797	0	0.0	0.0
Decision Package Adjustments	1,776,934	0	0.0	0.0
2023-2024 Executive Proposed Budget	14,295,454	0	0.0	0.0
2023-2024 Executive Proposed Ordinance	14,296,000	0	0.0	0.0

Notes

1. The 2021-2022 Revised Budget equals the 2021-2022 Adopted Biennial Budget plus all Adopted Supplementals as of the publication of this document.
2. Adjust base budget to remove 2021-2022 one-time changes including those related to pandemic response, annualize supplemental changes, and update personnel rates. Personnel budgets reflect projected 2023-2024 salary and benefit rates, current position classifications, and step/merit increases.
3. The Executive Proposed Budget is the sum of the Revised Budget, Base Budget Adjustments, and Decision Package Adjustments. All FTEs/TLTs are rounded to the nearest 1/10th of a position and in some cases, rounded numbers may not add up to the FTE/TLT totals in Executive Proposed. In the Executive Proposed Ordinance, expenditure and revenue totals are rounded up to the nearest 1,000 and FTEs and TLTs are rounded up to the maximum monthly FTEs/TLTs in the Biennium.

Decision Package Adjustment Detail	Expenditures	Revenues	Reg FTE	TLT
Technical Adjustments				
(TA_001) Tourism funding adjustment Adjust funding for Tourism Promotion based on the latest OEFA Forecast. Lodging Tax revenues are allocated by King County Ordinance 18788.	1,777,684	0	0.0	0.0
Central Rate Adjustments	(750)	0	0.0	0.0
Total Decision Package Adjustments	1,776,934	0	0.0	0.0

**2023-2024 Executive Proposed Operating Budget
HOUSING AND HOMELESS PROGRAM (EN_A18300)**

Operating Budget Summary	Expenditures	Revenues	Reg FTE	TLT
2021-2022 Revised Budget	24,256,934	0	0.0	0.0
Base Budget Adjustments	6,326,360	0	0.0	0.0
Decision Package Adjustments	12,604,420	0	0.0	0.0
2023-2024 Executive Proposed Budget	43,187,714	0	0.0	0.0
2023-2024 Executive Proposed Ordinance	43,188,000	0	0.0	0.0

Notes

1. The 2021-2022 Revised Budget equals the 2021-2022 Adopted Biennial Budget plus all Adopted Supplementals as of the publication of this document.

2. Adjust base budget to remove 2021-2022 one-time changes including those related to pandemic response, annualize supplemental changes, and update personnel rates. Personnel budgets reflect projected 2023-2024 salary and benefit rates, current position classifications, and step/merit increases.

3. The Executive Proposed Budget is the sum of the Revised Budget, Base Budget Adjustments, and Decision Package Adjustments. All FTEs/TLTs are rounded to the nearest 1/10th of a position and in some cases, rounded numbers may not add up to the FTE/TLT totals in Executive Proposed. In the Executive Proposed Ordinance, expenditure and revenue totals are rounded up to the nearest 1,000 and FTEs and TLTs are rounded up to the maximum monthly FTEs/TLTs in the Biennium.

Decision Package Adjustment Detail	Expenditures	Revenues	Reg FTE	TLT
Technical Adjustments				
(TA_001) Homeless Youth and Affordable Housing Adjustment				
Adjust funding for Affordable Housing and Homeless Youth based on the latest OEFA Forecast. Lodging Tax revenues are allocated by King County Ordinance 18788.	10,014,605	0	0.0	0.0
Central Rate Adjustments	2,589,815	0	0.0	0.0
Total Decision Package Adjustments	12,604,420	0	0.0	0.0

**2023 - 2024 Proposed Financial Plan
Lodging Tax Fund / 000001180**

Category	2021-2022 Estimated	2023-2024 Proposed	2025-2026 Projected	2027-2028 Projected
Beginning Fund Balance	(126,762)	21,758,886	10,175,272	14,175,272
Revenues				
Lodging Tax Revenue	49,595,643	73,886,354	81,785,331	90,282,369
Bond Proceeds	15,625,000	-	-	-
Interest / Other	452,000	556,000	567,000	578,000
Total Revenues	65,672,643	74,442,354	82,352,331	90,860,369
Expenditures				
<u>Tourism</u>				
Tourism Promotion	1,500,000	2,500,000	2,000,000	2,000,000
Seattle PFD Allocation	3,478,119	6,138,017	7,001,751	7,930,863
B4C Debt Service (Tourism)	4,458,000	4,457,850	4,460,600	4,463,600
COVID Tourism Response	-	-	-	-
<u>Arts and Culture</u>				
4Culture Programs	15,373,332	23,707,383	26,669,499	32,406,160
B4 Equity	3,984,690	8,865,310	-	-
<u>Housing & Homeless Youth</u>				
Affordable Housing	1,643,899	5,440,083	1,889,726	6,092,502
TOD Debt Service	13,198,955	31,150,793	33,637,336	33,592,175
Homeless Youth	-	3,210,532	2,126,419	2,347,342
<u>Other</u>				
Administration and Overhead	150,000	556,000	567,000	578,000
Contingency	-	6,956,632	7,778,533	8,628,237
Total Expenditures	43,786,994	92,982,600	86,130,864	98,038,878
Estimated Under expenditures	-	(6,956,632)	(7,778,533)	(8,628,237)
Other Fund Transactions				
Total Other Fund Transactions	-			
Ending Fund Balance	21,758,886	10,175,272	14,175,272	15,625,000
Reserves				
Expenditure Reserve				
Homeless Youth Program Reserves	1,289,487			
Housing Program Reserves	4,928,817			
Tourism Program Reserves	500,000			
Cash flow Reserve	15,625,000	15,625,000	15,625,000	15,625,000
Building 4Equity Reserve	-			
Total Reserves	22,343,304	15,625,000	15,625,000	15,625,000
Reserve Shortfall	584,418	5,449,728	1,449,728	-
Ending Undesignated Fund Balance	-	-	-	-

Financial Plan Notes

All financial plans have the following assumptions, unless otherwise noted in below rows.

2023-2024 Proposed Budget ties to PBCS and matches 2023-2024 Estimated.

Outyear assumptions are based on OEFA Revenue forecast, and expenditures allocated per King County Ordinance 18788.

Revenue Notes

Building 4Equity assumes the drawdown of the remaining \$20M advance authorized by King County Council.

Due to the possibility of revenue fluctuation, when the Transit Oriented Development (TOD) Bonds were sold in 2021, they included \$15.65 million for a cash flow reserve.

Expenditure Notes

Building 4Equity assumes the drawdown of the remaining \$20M advance authorized by King County Council.

B4 Equity repayment assumes \$1.5 million to \$2 million annual reduction in allocation to 4Culture for repayment of the Building 4Equity Advance. Administration and overhead includes an assumption for future costs allocated to the Lodging Tax Fund, paid for by interest earnings.

Reserve Notes:

Program reserves are designated underspending from prior years.

Updated by Chris McGowan 9/1/2022

**2023-2024 Executive Proposed Operating Budget
GOVERNMENT RELATIONS (EN_A64500)**

Operating Budget Summary	Expenditures	Revenues	Reg FTE	TLT
2021-2022 Revised Budget	660,000	0	0.0	0.0
Base Budget Adjustments	(100,000)	0	0.0	0.0
Decision Package Adjustments	200,000	0	0.0	0.0
2023-2024 Executive Proposed Budget	760,000	0	0.0	0.0
2023-2024 Executive Proposed Ordinance	760,000	0	0.0	0.0

Notes

1. The 2021-2022 Revised Budget equals the 2021-2022 Adopted Biennial Budget plus all Adopted Supplementals as of the publication of this document.

2. Adjust base budget to remove 2021-2022 one-time changes including those related to pandemic response, annualize supplemental changes, and update personnel rates. Personnel budgets reflect projected 2023-2024 salary and benefit rates, current position classifications, and step/merit increases.

3. The Executive Proposed Budget is the sum of the Revised Budget, Base Budget Adjustments, and Decision Package Adjustments. All FTEs/TLTs are rounded to the nearest 1/10th of a position and in some cases, rounded numbers may not add up to the FTE/TLT totals in Executive Proposed. In the Executive Proposed Ordinance, expenditure and revenue totals are rounded up to the nearest 1,000 and FTEs and TLTs are rounded up to the maximum monthly FTEs/TLTs in the Biennium.

Decision Package Adjustment Detail	Expenditures	Revenues	Reg FTE	TLT
Direct Service Changes				
(DS_001) Legislative Support Provides funding for additional federal legislative support.	200,000	0	0.0	0.0
Total Decision Package Adjustments	200,000	0	0.0	0.0

**2023-2024 Executive Proposed Operating Budget
MEMBERSHIPS AND DUES (EN_A65000)**

Operating Budget Summary	Expenditures	Revenues	Reg FTE	TLT
2021-2022 Revised Budget	2,020,900	0	0.0	0.0
Base Budget Adjustments	100,000	0	0.0	0.0
Decision Package Adjustments	(829,500)	0	0.0	0.0
2023-2024 Executive Proposed Budget	1,291,400	0	0.0	0.0
2023-2024 Executive Proposed Ordinance	1,292,000	0	0.0	0.0

Notes

1. The 2021-2022 Revised Budget equals the 2021-2022 Adopted Biennial Budget plus all Adopted Supplementals as of the publication of this document.

2. Adjust base budget to remove 2021-2022 one-time changes including those related to pandemic response, annualize supplemental changes, and update personnel rates. Personnel budgets reflect projected 2023-2024 salary and benefit rates, current position classifications, and step/merit increases.

3. The Executive Proposed Budget is the sum of the Revised Budget, Base Budget Adjustments, and Decision Package Adjustments. All FTEs/TLTs are rounded to the nearest 1/10th of a position and in some cases, rounded numbers may not add up to the FTE/TLT totals in Executive Proposed. In the Executive Proposed Ordinance, expenditure and revenue totals are rounded up to the nearest 1,000 and FTEs and TLTs are rounded up to the maximum monthly FTEs/TLTs in the Biennium.

Decision Package Adjustment Detail	Expenditures	Revenues	Reg FTE	TLT
Direct Service Changes				
(DS_001) Washington State Association of Counties Reduces annual contributions to the Washington State Association of Counties.	(119,000)	0	0.0	0.0
Technical Adjustments				
(TA_001) Move Dues and Memberships to External Support Reallocates memberships and dues funds for outside organizations to the new appropriation for external support.	(210,500)	0	0.0	0.0
(TA_002) Office of Economic Opportunity reallocation Reallocates funds to the new Office of Economic Opportunity.	(500,000)	0	0.0	0.0
Total Decision Package Adjustments	(829,500)	0	0.0	0.0

**2023-2024 Executive Proposed Operating Budget
STATE AUDITOR (EN_A61000)**

Operating Budget Summary	Expenditures	Revenues	Reg FTE	TLT
2021-2022 Revised Budget	2,328,986	0	0.0	0.0
Base Budget Adjustments	0	0	0.0	0.0
Decision Package Adjustments	7,936	0	0.0	0.0
2023-2024 Executive Proposed Budget	2,336,922	0	0.0	0.0
2023-2024 Executive Proposed Ordinance	2,337,000	0	0.0	0.0

Notes

1. The 2021-2022 Revised Budget equals the 2021-2022 Adopted Biennial Budget plus all Adopted Supplementals as of the publication of this document.

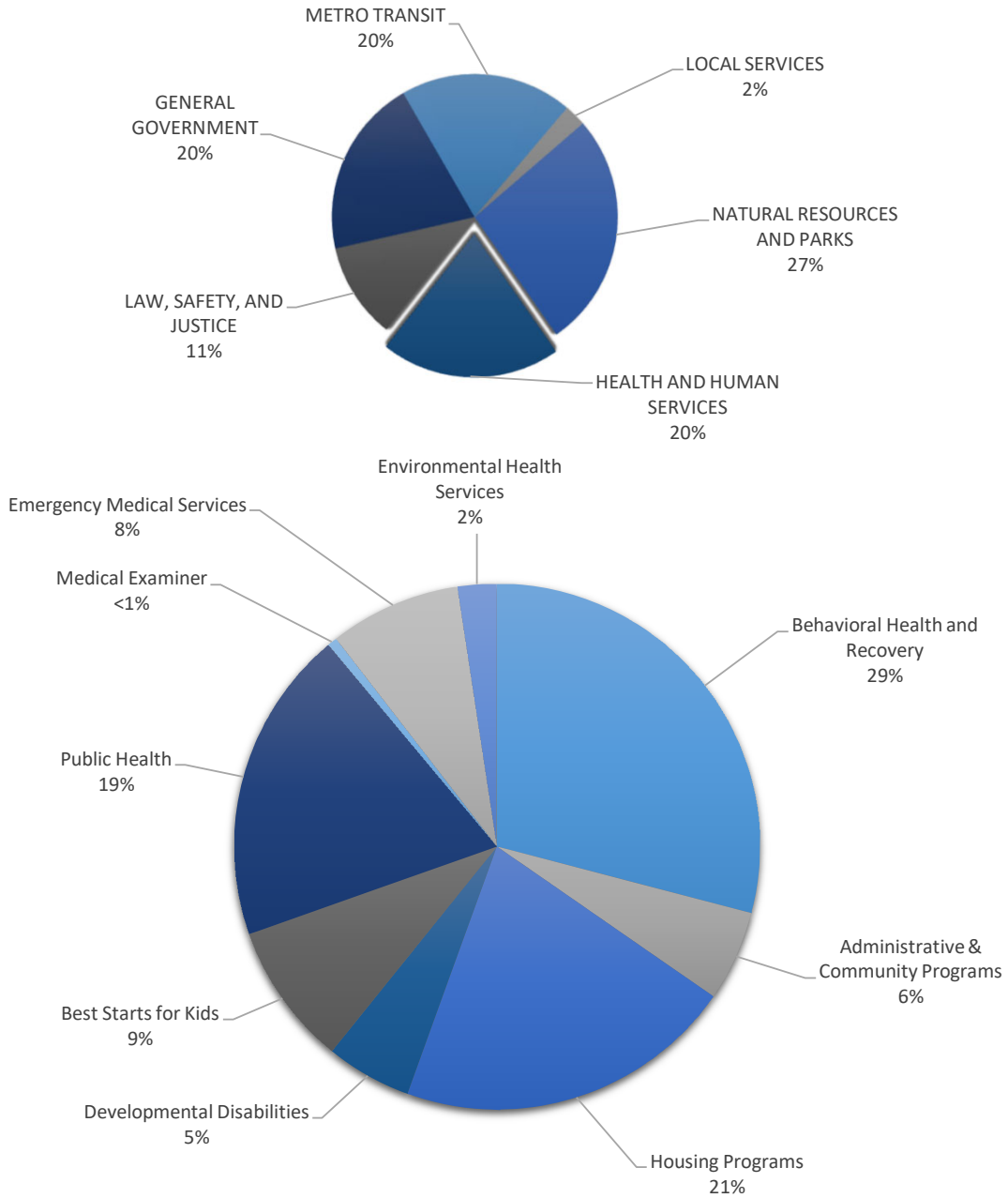
2. Adjust base budget to remove 2021-2022 one-time changes including those related to pandemic response, annualize supplemental changes, and update personnel rates. Personnel budgets reflect projected 2023-2024 salary and benefit rates, current position classifications, and step/merit increases.

3. The Executive Proposed Budget is the sum of the Revised Budget, Base Budget Adjustments, and Decision Package Adjustments. All FTEs/TLTs are rounded to the nearest 1/10th of a position and in some cases, rounded numbers may not add up to the FTE/TLT totals in Executive Proposed. In the Executive Proposed Ordinance, expenditure and revenue totals are rounded up to the nearest 1,000 and FTEs and TLTs are rounded up to the maximum monthly FTEs/TLTs in the Biennium.

Decision Package Adjustment Detail	Expenditures	Revenues	Reg FTE	TLT
Central Rate Adjustments	7,936	0	0.0	0.0
Total Decision Package Adjustments	7,936	0	0.0	0.0

HEALTH AND HUMAN SERVICES

Health and Human Services \$3.2 Billion



Organization of the Pie Chart: The following agencies were combined to make the pie chart more readable.

Behavioral Health and Recovery: Behavioral Health, and Mental Illness and Drug Dependency Fund

Administrative & Community Programs: Community & Human Services, Veterans Services, Veterans Seniors and Human Services Levy, Employment Education Resource, Puget Sound Taxpayer Accountability

Due to rounding, figures in pie chart may not add to 100%

INTRODUCTION

King County’s health and human services (HHS) departments—the Department of Community and Human Services (DCHS) and Public Health – Seattle & King County—provide services to many of the most vulnerable residents of King County. The work of these two departments is crucial to the well-being of the community.

DEPARTMENT OF COMMUNITY AND HUMAN SERVICES

DCHS is responsible for a wide range of programs and services designed to strengthen communities and provide equitable opportunities for people to be healthy, happy, self-reliant, and connected to community. As the regional coordinator for many areas of human services, DCHS plays a strong role in sustaining the region’s human services infrastructure. The majority of DCHS programs and services are delivered through contracts with community-based agencies.

PUBLIC HEALTH - SEATTLE AND KING COUNTY

The goal of Public Health is to protect and improve the health and well-being of all people in King County, as defined by per person healthy years lived. Public Health has embraced the Foundational Public Health Services framework, which identifies key services and roles for the department. Across all functions, the department aims to protect and promote residents’ health, while reducing health inequities that are disproportionately experienced by people of color, immigrants, and low-income residents.

DEPARTMENT OF COMMUNITY AND HUMAN SERVICES

MISSION

The Department of Community and Human Services (DCHS) provides equitable opportunities for people to be healthy, happy, and connected to community.

OVERVIEW

DCHS manages a range of programs and services to help King County's most vulnerable residents while working to strengthen communities. As the regional coordinator for many areas of human services, DCHS plays a strong role in sustaining the region's human services infrastructure, while working across systems to undo historic and system inequities.

The work of DCHS is accomplished through the efforts of the Director's Office and five divisions:

- **Director's Office:** Manages the critical business functions of the department and provides regional leadership for various efforts.
- **Adult Services Division:** Focuses on adult education and employment; civil legal aid; older adult services; service members and military families; survivors of domestic abuse, sexual assault and trafficking; and the King County Veterans Program.
- **Behavioral Health and Recovery Division:** Focuses on crisis response and investigation for involuntary commitment; mental health and substance use disorder intervention, prevention, and treatment; and services to support recovery.
- **Children, Youth and Young Adult Division:** Focuses on promotion, prevention, and early intervention for children and youth ages 5 to 24; and life, academic, and employment skills for young people.
- **Developmental Disabilities and Early Childhood Supports Division:** Focuses on early intervention for infants and toddlers with developmental delays; employment services for people with developmental disabilities; healthy development for children birth to age five; infant mental health; and support services for families of people with disabilities.

- **Housing, Homelessness and Community Development Division:** Focuses on community development; creating and preserving affordable and special needs housing; housing repair programs; and services and shelter for people who are homeless or at risk of homelessness.

DCHS also stewards revenue from the Best Starts for Kids (BSK) and Veterans, Seniors and Human Services Levy (VSHSL) voter-approved property tax levies; Mental Illness and Drug Dependency (MIDD) and Health Through Housing dedicated sales taxes approved by the County Council; and the Puget Sound Taxpayer Accountability Account (PSTAA).

Nine volunteer advisory boards provide oversight and input to DCHS: Advisory Council on Aging and Disability Services; Behavioral Health Advisory Board; Board for Developmental Disabilities; Children and Youth Advisory Board; MIDD Advisory Committee; Regional Human Services Citizen Oversight Board; Women's Advisory Board; Veterans Citizen Oversight Board; and the Veterans Program Advisory Board.

Funding for DCHS comes from many sources, including state and federal governments, King County government, local cities, and philanthropy. The majority of DCHS programs and services are provided through contracts with community-based agencies.

**2023-2024 Executive Proposed Operating Budget
COMMUNITY AND HUMAN SERVICES ADMINISTRATION (EN_A93500)**

Operating Budget Summary	Expenditures	Revenues	Reg FTE	TLT
2021-2022 Revised Budget	64,671,422	64,262,932	29.0	0.0
Base Budget Adjustments	(49,704,825)	(49,981,134)	0.0	0.0
Decision Package Adjustments	14,595,683	15,280,478	7.0	0.0
2023-2024 Executive Proposed Budget	29,562,280	29,562,276	36.0	0.0
2023-2024 Executive Proposed Ordinance	29,563,000	29,563,000	36.0	0.0

Notes

1. The 2021-2022 Revised Budget equals the 2021-2022 Adopted Biennial Budget plus all Adopted Supplementals as of the publication of this document.
2. Adjust base budget to remove 2021-2022 one-time changes including those related to pandemic response, annualize supplemental changes, and update personnel rates. Personnel budgets reflect projected 2023-2024 salary and benefit rates, current position classifications, and step/merit increases.
3. The Executive Proposed Budget is the sum of the Revised Budget, Base Budget Adjustments, and Decision Package Adjustments. All FTEs/TLTs are rounded to the nearest 1/10th of a position and in some cases, rounded numbers may not add up to the FTE/TLT totals in Executive Proposed. In the Executive Proposed Ordinance, expenditure and revenue totals are rounded up to the nearest 1,000 and FTEs and TLTs are rounded up to the maximum monthly FTEs/TLTs in the Biennium.

Decision Package Adjustment Detail	Expenditures	Revenues	Reg FTE	TLT
Direct Service Changes				
(DS_068) Gender-based Violence Survivor Support (CLFR Funded) Reappropriate CLFR funding to address the safety of survivors of gender-based violence seeking protection orders and other legal assistance.	480,000	480,000	0.0	0.0
(DS_069) Domestic Violence Supports (CLFR Funded) Reappropriate CLFR funding to address the safety and wellbeing of survivors of domestic and sexual violence.	912,717	912,717	0.0	0.0
(DS_080) Civil Legal Aid (CLFR Funded) Reappropriate CLFR funding to address legal services needs for low-income people related to or resulting from the COVID-19 pandemic.	1,452,913	1,452,913	0.0	0.0
(DS_084) Support Staff Costs (CLFR Funded) Reappropriate CLFR funding to cover the costs of staff who are supporting CLFR-funded program implementation.	4,149,681	4,149,681	0.0	0.0
Administrative Service Changes				
(AC_001) Government Relations Administrator Add a government relations position to expand DCHS's capacity to respond to Council, state legislature, and city requests.	402,999	403,000	1.0	0.0

**2023-2024 Executive Proposed Operating Budget
COMMUNITY AND HUMAN SERVICES ADMINISTRATION (EN_A93500)**

Decision Package Adjustment Detail	Expenditures	Revenues	Reg FTE	TLT
(AC_004) Digital Communications Specialist Add communications staff to focus on digital media work, such as social media, video, and photo communications.	276,523	276,522	1.0	0.0
(AC_005) Director's Office Fiscal Capacity Add a finance position to provide additional financial capacity for DCHS's Director's Office.	293,391	293,389	1.0	0.0
(AC_007) Equity and Social Justice Capacity Strengthen DCHS's equity and social justice efforts by increasing management and training capacity to drive transformation toward an anti-racist, multicultural institution.	700,000	700,000	1.0	0.0
(AC_008) Language Access Program Manager Add a position to design and maintain a system to advance language equity and access goals throughout the department. This position will create policies and procedures around language access and disability justice to be responsive to council deliverables and to better align the department to effectively serve the large King County community with language access needs.	307,721	307,721	1.0	0.0
Technical Adjustments				
(TA_001) Software Licensing and Miscellaneous Cost Adjustment Account for anticipated increased software licensing costs in 2023-2024 related to the Contract Management System replacement capital project. This also adjusts a handful of miscellaneous accounts within the DCHS Administration fund to align with projected costs for the 2023-2024 biennium.	1,010,568	1,010,568	0.0	0.0
(TA_002) Director's Office Central Charges Increase revenue coming from interfund transfers that support the Director's Office.	0	4,291,783	0.0	0.0
(TA_004) Director of Impact and Data Strategy Position Transfer Transfer FTE authority from the Behavioral Health Fund to the DCHS Director's Office to align the functions of this position with an appropriate funding source. This position will be supported by the DCHS Administration overhead charge. This decision package aligns with TA_004 in A92400 (Behavioral Health).	501,092	501,092	1.0	0.0
(TA_015) Director of Operations and Emergency Response Position Transfer Transfer the Director of Operations and Emergency Response position from the Housing and Community Development Fund to the DCHS Administration Fund. This position is a key leadership position that now directs agency-wide work. This decision package aligns with TA_015 in A35000 (Housing and Community Development).	501,092	501,092	1.0	0.0

**2023-2024 Executive Proposed Operating Budget
 COMMUNITY AND HUMAN SERVICES ADMINISTRATION (EN_A93500)**

Decision Package Adjustment Detail	Expenditures	Revenues	Reg FTE	TLT
(TA_113) Vacancy Rate Adjustment Capture salary savings from employee turnover, without reducing the FTE authority, to increase the accuracy of labor budgeting for this appropriation unit and provide greater transparency.	(52,000)	0	0.0	0.0
(TA_117) Strategic Sourcing Savings Capture savings from contracts strategically negotiated by Procurement.	(3,400)	0	0.0	0.0
Central Rate Adjustments	3,662,386	0	0.0	0.0
Total Decision Package Adjustments	14,595,683	15,280,478	7.0	0.0

**2023 - 2024 Proposed Financial Plan
DCHS Administration / 1080**

Category	2021-2022 Estimated	2023-2024 Proposed	2025-2026 Projected	2027-2028 Projected
Beginning Fund Balance	426,498	116,915	116,911	116,911
Revenues				
Federal	32,842,593	6,995,311	-	-
State	14,919	-		
Local	188,019	-		
General Fund	12,076,136	-		
Interfund Transfers	14,281,796	22,566,965	23,129,140	24,563,611
Other	(6,677)	-		
Total Revenues	59,396,786	29,562,276	23,129,140	24,563,611
Expenditures				
Salaries, Wages & Benefits	20,657,592	13,618,462	13,904,546	14,784,291
Supplies	2,295,081	53,800	56,662	59,687
Other Operating Charges	32,785,974	8,144,646	1,210,467	1,275,099
Central Rates	3,616,549	7,737,566	7,949,446	8,436,024
Interfund Transfers	35,820	7,806	8,020	8,511
Total Expenditures	59,391,016	29,562,280	23,129,140	24,563,611
Estimated Underexpenditures				
Other Fund Transactions				
Transfer All Home Fund Balance to RHA	(315,353)			
Total Other Fund Transactions	(315,353)	-	-	-
Ending Fund Balance	116,915	116,911	116,911	116,911
Reserves				
Total Reserves	-	-	-	-
Reserve Shortfall	-	-	-	-
Ending Undesignated Fund Balance	116,915	116,911	116,911	116,911

Financial Plan Notes

All financial plans have the following assumptions, unless otherwise noted in below rows.

2023-2024 Proposed Budget ties to PBCS and matches 2023-2024 Estimated.

Outyear revenue and expenditure inflation assumptions are consistent with figures provided by PSB's BFPA guidance.

Revenue Notes:

Interfund transfers reflect the administrative overhead allocation to other DCHS funds. 2025-2028 estimates assume interfund transfers match planned expenditures.

2023-2024 revenue assumes one-time reappropriation of Federal ARPA/CLFR funding for COVID programs.

Expenditure Notes:

Other Operating Charges account includes one-time COVID expenses in 2023-24.

2025-2028 expenditure forecasts use Q3 BFPA growth assumptions.

Other Fund Transactions includes a one-time transfer in 2019-2020 to move remaining fund balance related to the All Home program to the King County Regional Homelessness Authority (RHA) for continuation of this work.

Reserve Notes:

Revenues associated with DCHS administrative functions are transferred to this fund through interfund transfers. Reserves for these interfund transfers are required to be maintained in all other DCHS funds. As such, reserves are not required in this fund.

Last Updated 9/9/2022 by PSB using data from PBCS and BFPA assumptions.

**2023-2024 Executive Proposed Operating Budget
COMMUNITY SERVICES OPERATING (EN_A88800)**

Operating Budget Summary	Expenditures	Revenues	Reg FTE	TLT
2021-2022 Revised Budget	33,836,296	33,939,409	15.6	0.0
Base Budget Adjustments	(17,025,524)	(18,599,001)	0.0	0.0
Decision Package Adjustments	2,953,525	3,174,736	(1.0)	0.0
2023-2024 Executive Proposed Budget	19,764,297	18,515,144	14.6	0.0
2023-2024 Executive Proposed Ordinance	19,765,000	18,516,000	14.6	0.0

Notes

1. The 2021-2022 Revised Budget equals the 2021-2022 Adopted Biennial Budget plus all Adopted Supplementals as of the publication of this document.
2. Adjust base budget to remove 2021-2022 one-time changes including those related to pandemic response, annualize supplemental changes, and update personnel rates. Personnel budgets reflect projected 2023-2024 salary and benefit rates, current position classifications, and step/merit increases.
3. The Executive Proposed Budget is the sum of the Revised Budget, Base Budget Adjustments, and Decision Package Adjustments. All FTEs/TLTs are rounded to the nearest 1/10th of a position and in some cases, rounded numbers may not add up to the FTE/TLT totals in Executive Proposed. In the Executive Proposed Ordinance, expenditure and revenue totals are rounded up to the nearest 1,000 and FTEs and TLTs are rounded up to the maximum monthly FTEs/TLTs in the Biennium.

Decision Package Adjustment Detail	Expenditures	Revenues	Reg FTE	TLT
Direct Service Changes				
(DS_001) Record Relief and Expungement Program Continue programs to assist with records expungement, provide legal financial obligation relief, and support activities to increase life opportunities. These activities will be coordinated with other State-funded efforts to address the 2021 Blake Decision, which made criminalizing possession of controlled substances unconstitutional. Backed by State marijuana excise tax revenue.	2,000,000	2,000,000	0.0	0.0
(DS_081) Senior Center Supports and Operations (CLFR Funded) Reappropriate CLFR funding to stabilize and support senior centers.	2,319,747	2,319,747	0.0	0.0
Administrative Service Changes				
(AC_001) Additional Program Management Capacity Add staff capacity to handle the increasing workload associated with Council-directed programmatic work within DCHS.	319,138	0	1.0	0.0
Technical Adjustments				

**2023-2024 Executive Proposed Operating Budget
COMMUNITY SERVICES OPERATING (EN_A88800)**

Decision Package Adjustment Detail	Expenditures	Revenues	Reg FTE	TLT
(TA_001) Grant Application and Capacity Building (GACB) Transfer Transfer \$1.5M of GACB funds from DCHS's Adult Services Division to the Developmental Disabilities and Early Childhood Supports Division. GACB consulting – formerly Technical Assistance and Capacity Building – supports small community-based organizations to access County funding and thrive organizationally to benefit King County communities. This proposal will move the ongoing Racism is a Public Health Crisis funds from the General Fund into the division that is managing the program.	(1,576,498)	(1,576,500)	(2.0)	0.0
(TA_002) Increase in Director's Office Administration Reflect the increase in central charges allocated to CSO from the DCHS Director's Office.	88,960	0	0.0	0.0
(TA_003) Administration Overhead Revenue from Housing and Community Development (HCD) Decrease the Adult Services Division overhead allocation to HCD to account for a finance position that no longer supports HCD.	0	(121,511)	0.0	0.0
(TA_004) Human Services Contracts Inflationary Increases Increase appropriation to give inflationary increases to existing human services contract providers.	420,000	0	0.0	0.0
(TA_050) Revenue Adjustments	0	553,000	0.0	0.0
Central Rate Adjustments	(617,822)	0	0.0	0.0
Total Decision Package Adjustments	2,953,525	3,174,736	(1.0)	0.0

**2023 - 2024 Proposed Financial Plan
Community Services Operating Fund / 000001421**

Category	2021-2022 Estimated	2023-2024 Proposed	2025-2026 Projected	2027-2028 Projected
Beginning Fund Balance	694,049	1,254,126	4,973	(232,954)
Revenues				
Federal (COVID)	1,480,253	2,319,747	-	-
General Fund	25,639,499	11,816,998	12,443,299	13,102,794
Interfund Transfers	4,475,910	4,354,399	4,795,782	5,260,559
Other	24,000	24,000	25,272	26,611
Total Revenues	31,619,662	18,515,144	17,264,353	18,389,964
Expenditures				
Salaries, Wages & Benefits	3,961,165	4,241,660	4,330,311	4,603,120
Supplies	29,000	58,000	61,051	64,268
Other Operating Charges	25,985,769	13,649,251	11,925,436	12,553,906
Central Rates	538,982	1,221,124	636,689	675,208
Interfund Transfers	544,669	594,262	548,794	581,996
Total Expenditures	31,059,585	19,764,297	17,502,280	18,478,499
Estimated Underexpenditures				
Other Fund Transactions				
Total Other Fund Transactions	-	-	-	-
Ending Fund Balance	1,254,126	4,973	(232,954)	(321,489)
Reserves				
Total Reserves	-	-	-	-
Reserve Shortfall				
Ending Undesignated Fund Balance	1,254,126	4,973	(232,954)	(321,489)

Financial Plan Notes

All financial plans have the following assumptions, unless otherwise noted in below rows.

2023-2024 Proposed Budget ties to PBCS and matches 2023-2024 Estimated.

Outyear revenue and expenditure inflation assumptions are consistent with figures provided by PSB's BFPA guidance.

Revenue Notes:

Federal COVID relief spending is anticipated to be finished after the 2023-2024 biennium.

Proposed general fund revenue drops from 2021-2022 to 2023-2024 due to multiple one-time allocations ending. Major changes include: \$5 million for immigration relief, \$2 million for miscellaneous one-time human services contracts, and \$3.2 million for unmet needs grants.

Proposed interfund transfers based on administrative overhead charged to other DCHS funds for central administrative expenses and includes document recording fees transferred from the HCD fund for emergency shelter services.

Other revenue proposed includes calculated interest based off of fund balance multiplied by the investment pool rate.

Expenditure Notes:

The programs associated with the revenue decreases noted above in the Revenue Notes are primarily removed from the Other Operating Charges line.

2025-2026 central rates and interfund transfers are reduced to reflect some one-time higher expenditures in 2023-2024.

Reserve Notes:

This fund is not required to have a reserve because it is funded by interfund transfers from the General Fund and other DCHS funds, which carry their own reserves.

Last Updated 9/15/22 by PSB Staff using data from PBCS and BFPA assumptions.

**2023-2024 Executive Proposed Operating Budget
EMPLOYMENT EDUCATION RESOURCE (EN_A93600)**

Operating Budget Summary	Expenditures	Revenues	Reg FTE	TLT
2021-2022 Revised Budget	40,031,415	39,575,036	36.6	0.0
Base Budget Adjustments	(2,276,608)	(1,291,606)	0.0	0.0
Decision Package Adjustments	2,266,993	1,158,081	5.0	0.0
2023-2024 Executive Proposed Budget	40,021,800	39,441,511	41.6	0.0
2023-2024 Executive Proposed Ordinance	40,022,000	39,442,000	41.6	2.0

Notes

1. The 2021-2022 Revised Budget equals the 2021-2022 Adopted Biennial Budget plus all Adopted Supplementals as of the publication of this document.
2. Adjust base budget to remove 2021-2022 one-time changes including those related to pandemic response, annualize supplemental changes, and update personnel rates. Personnel budgets reflect projected 2023-2024 salary and benefit rates, current position classifications, and step/merit increases.
3. The Executive Proposed Budget is the sum of the Revised Budget, Base Budget Adjustments, and Decision Package Adjustments. All FTEs/TLTs are rounded to the nearest 1/10th of a position and in some cases, rounded numbers may not add up to the FTE/TLT totals in Executive Proposed. In the Executive Proposed Ordinance, expenditure and revenue totals are rounded up to the nearest 1,000 and FTEs and TLTs are rounded up to the maximum monthly FTEs/TLTs in the Biennium.

Decision Package Adjustment Detail	Expenditures	Revenues	Reg FTE	TLT
Direct Service Changes				
(DS_001) Learning Center North - Career Education Options Allocation Add the Best Starts for Kids (BSK) allocation to support the Learning Center North - Career Education Options merger, first approved in 2020, to the program's base budget. This proposal also includes 5 FTE who are currently in TLT positions and backed by existing federal, state, and local revenues.	499,998	500,000	5.0	0.0
(DS_002) New Family Services Program BSK Allocation Increase the BSK allocation for New Family Services, which provides education, training, and employment services to young families (mostly mothers) who are enrolled in Public Health's Nurse Family Partnership program for first-time, low-income parents.	130,000	130,000	0.0	0.0
Administrative Service Changes				
(AC_001) Tukwila Space Expansion Expand new Tukwila space to serve students in the growing YouthSource education and employment program effectively and safely. This proposal is backed by overhead revenue contributions from the various YouthSource service providers.	590,000	590,000	0.0	0.0
Technical Adjustments				

**2023-2024 Executive Proposed Operating Budget
EMPLOYMENT EDUCATION RESOURCE (EN_A93600)**

Decision Package Adjustment Detail	Expenditures	Revenues	Reg FTE	TLT
(TA_001) BSK Revenue and Expenditure Adjustment Adjust expenditures and revenues for EER's BSK- funded programs.	680,731	680,731	0.0	0.0
(TA_002) Revenue and Expenditure Adjustment Adjust revenues and expenditures to match the 2023-2024 agency proposed budget. The proposal includes adjustments to a combination of supplies, services and interfund transfers.	1,685,157	5,058	0.0	0.0
(TA_005) Adult Services Division (ASD) EER removal Remove 2021-2022 expenditures and revenues from the ASD EER Program. The ASD EER Program was moved during the 2021-2022 budget cycle and this proposal removes remaining budget authority.	(1,227,354)	(1,227,354)	0.0	0.0
(TA_006) School to Work Program Removal The program will be budgeted in the DDECS fund. This decision package corresponds to TA_001 in the BSK fund and TA_006 in the DD fund.	(838,810)	(838,810)	0.0	0.0
(TA_008) Community Supported Alternative to Youth Incarceration Add two 18-month TLT positions and one-time non-labor expenditures to end the use of the Children and Family Justice Center for youth incarceration. This proposal corresponds to TA_008 in DAJD.	662,057	662,058	0.0	0.0
(TA_050) Revenue Adjustments Revise budgeted revenues to match current forecast.	0	656,398	0.0	0.0
(TA_112) Temporary Account Adjustment Adjust Temporary account for GWI	55,704	0	0.0	0.0
(TA_113) Vacancy Rate Adjustment Capture salary savings from employee turnover, without reducing the FTE authority, to increase the accuracy of labor budgeting for this appropriation unit and provide greater transparency.	(187,000)	0	0.0	0.0
Central Rate Adjustments	216,510	0	0.0	0.0
Total Decision Package Adjustments	2,266,993	1,158,081	5.0	0.0

**2023 - 2024 Proposed Financial Plan
Employment Education Resources / 000002240**

Category	2021-2022 Estimated	2023-2024 Proposed	2025-2026 Projected	2027-2028 Projected
Beginning Fund Balance	1,140,774	638,903	887,975	1,115,617
Revenues				
Federal	2,195,064	2,127,624	2,234,218	2,354,195
State	1,984,696	2,410,000	2,534,115	2,670,197
General Fund	11,538,412	14,979,558	15,751,005	16,596,834
Intragovernmental	144,210	160,000	160,000	169,824
Interfund Transfers	1,029,372	1,502,408	1,579,782	1,664,616
Interfund Transfers BSK	18,843,893	18,261,921	19,155,238	20,169,438
Other	117,566			
Total Revenues	35,853,214	39,441,511	41,414,358	43,625,105
Expenditures				
Salaries, Wages & Benefits	11,876,995	14,557,014	14,510,129	15,428,620
Supplies	267,668	824,650	867,119	913,684
Other Operating Charges	21,004,248	20,536,982	21,594,637	22,754,269
Central Rates	2,777,202	3,511,880	3,606,701	3,826,710
Interfund Transfers	428,972	591,274	608,131	645,470
	-	-	-	-
	-	-	-	-
Total Expenditures	36,355,085	40,021,800	41,186,717	43,568,752
Estimated Underexpenditures				
Other Fund Transactions				
Planned Expenditure Shift		829,361		
Total Other Fund Transactions	-	829,361	-	-
Ending Fund Balance	638,903	887,975	1,115,617	1,171,969
Reserves				
Rainy Day Reserve (60 days)	406,307	433,801	386,358	422,290
Total Reserves	406,307	433,801	386,358	422,290
Reserve Shortfall	-	-	-	-
Ending Undesignated Fund Balance	232,596	454,174	729,258	749,679

Financial Plan Notes

All financial plans have the following assumptions, unless otherwise noted in below rows.

2023-2024 Proposed Budget ties to PBCS and matches 2023-2024 Estimated.

Outyear revenue and expenditure inflation assumptions are consistent with figures provided by PSB's BFPA guidance.

Expenditures Notes:

2025-2026 Salaries reflect planned expenditure shift in Other Fund Transactions.

Other Fund Transactions Notes:

Planned Expenditure Shift includes \$830K shift in personnel costs to the DCHS Adult Services Division based on anticipated 2023 1st omnibus supplemental request.

Reserve Notes:

Reserve for Committed Projects reflects planned future projects.

Rainy Day reserve is 60 days of total expenditures excluding general fund and interfund transfers.

Last Updated 9/14/22 by PSB using data from PBCS and BFPA assumptions.

**2023-2024 Executive Proposed Operating Budget
HOUSING AND COMMUNITY DEVELOPMENT (EN_A35000)**

Operating Budget Summary	Expenditures	Revenues	Reg FTE	TLT
2021-2022 Revised Budget	885,764,063	927,533,174	62.2	0.0
Base Budget Adjustments	(225,744,392)	(331,918,406)	0.0	0.0
Decision Package Adjustments	(96,202,399)	(14,569,688)	12.5	0.0
2023-2024 Executive Proposed Budget	563,817,272	581,045,080	74.7	0.0
2023-2024 Executive Proposed Ordinance	563,818,000	581,046,000	74.7	0.0

Notes

1. The 2021-2022 Revised Budget equals the 2021-2022 Adopted Biennial Budget plus all Adopted Supplementals as of the publication of this document.
2. Adjust base budget to remove 2021-2022 one-time changes including those related to pandemic response, annualize supplemental changes, and update personnel rates. Personnel budgets reflect projected 2023-2024 salary and benefit rates, current position classifications, and step/merit increases.
3. The Executive Proposed Budget is the sum of the Revised Budget, Base Budget Adjustments, and Decision Package Adjustments. All FTEs/TLTs are rounded to the nearest 1/10th of a position and in some cases, rounded numbers may not add up to the FTE/TLT totals in Executive Proposed. In the Executive Proposed Ordinance, expenditure and revenue totals are rounded up to the nearest 1,000 and FTEs and TLTs are rounded up to the maximum monthly FTEs/TLTs in the Biennium.

Decision Package Adjustment Detail	Expenditures	Revenues	Reg FTE	TLT
Direct Service Changes				
(DS_001) House Bill 1277 Rental Assistance Add budget and FTE authority for new ongoing document recording fees from the State Department of Commerce for rental assistance.	20,487,896	20,500,000	5.0	0.0
(DS_002) House Bill 1277 Supportive Housing Operations, Maintenance and Services Add budget for operations, maintenance, and services for existing and new supportive housing sites. This proposal is dependent on state document recording fees that are expected to be contracted but have not yet been finalized.	30,000,000	30,000,000	0.0	0.0
(DS_003) Transit Oriented Development (TOD) Add one-time budget for 2023 issue of TOD bonds backed by lodging tax revenue.	45,000,000	45,000,000	0.0	0.0
(DS_070) Downtown Campus 24/7 Onsite Crisis Response (CLFR Funded) Reappropriate CLFR funding to continue providing behavioral health response to crises and provide outreach and connection to services around City Hall Park and the King County Courthouse.	1,201,435	1,201,435	0.0	0.0
(DS_071) Temporary Leased Sobering Center Operations (CLFR Funded) Reappropriate CLFR funding for the purposes of supporting leased Sobering Center operation.	1,913,792	1,913,792	0.0	0.0

**2023-2024 Executive Proposed Operating Budget
HOUSING AND COMMUNITY DEVELOPMENT (EN_A35000)**

Decision Package Adjustment Detail	Expenditures	Revenues	Reg FTE	TLT
(DS_072) Enhanced Shelter (CLFR Funded)				
Reappropriate CLFR funding in support of multiple shelter projects.	20,400,000	20,400,000	0.0	0.0
(DS_073) Outreach (CLFR Funded)				
Reappropriate CLFR funding to provide continued support for homeless outreach.	2,000,000	2,000,000	0.0	0.0
(DS_074) Provider Co-Mentorship and Consultation (CLFR Funded)				
Reappropriate CLFR funding to provide continued support for Mutual Technical Assistance amongst contractors.	340,000	340,000	0.0	0.0
(DS_075) Encampment Health and Hygiene (CLFR Funded)				
Reappropriate CLFR funding to continue work to reduce the risk of infection and disease transmission in unsheltered encampment settings through a partnership of people living in encampments, outreach teams, various King County departments, and local cities.	485,516	485,516	0.0	0.0
(DS_076) Benefit Access (CLFR Funded)				
Reappropriate CLFR funding to provide continued support for people experiencing homelessness in accessing benefits for which they are eligible.	210,000	210,000	0.0	0.0
(DS_077) Family Shelter (CLFR Funded)				
Reappropriate CLFR funding to provide continued support for operations of a temporary family shelter.	325,000	325,000	0.0	0.0
(DS_078) Tiny House Villages (CLFR Funded)				
Reappropriate CLFR funding to provide continued support for operations of multiple tiny house village sites.	2,556,200	2,556,200	0.0	0.0
(DS_079) RV Support (CLFR Funded)				
Reappropriate CLFR funding to provide continued support for people living homeless in RVs.	3,059,646	3,059,646	0.0	0.0
(DS_083) Shelter Deintensification (CLFR Funded)				
Reappropriate CLFR funding to provide continued support for deintensified shelter.	5,992,949	5,992,949	0.0	0.0
Administrative Service Changes				
(AC_001) Capital Program Staffing Add positions to the Homeless Housing and Community Development Division (HHCDD) Capital Program Team. Positions are revenue backed by program fund sources that can support administrative costs.	1,214,507	0	4.5	0.0

**2023-2024 Executive Proposed Operating Budget
HOUSING AND COMMUNITY DEVELOPMENT (EN_A35000)**

Decision Package Adjustment Detail	Expenditures	Revenues	Reg FTE	TLT
(AC_002) Finance Staffing Add new business and finance officer positions to HHCDD to support the increased workload. Positions are revenue backed by program fund sources that can support administrative costs.	515,727	0	2.0	0.0
Technical Adjustments				
(TA_001) Adjustment to Align with Health Through Housing (HTH) Implementation Plan Remove one-time HTH bond proceeds revenue and expenditure appropriated in 2021-2022 budget and add operations and capital funding.	(313,544,507)	(213,544,507)	0.0	0.0
(TA_002) Transit Oriented Development (TOD) Add remaining 2021-2022 TOD bond proceeds to the 2023-2024 budget.	38,000,000	38,000,000	0.0	0.0
(TA_003) Revenue Adjustment for Housing Program Staff Adjust ongoing General Fund support to reflect actual costs for two existing positions associated with the Regional Affordable Housing Program and the Renter's Commission. This decision package aligns with AC_001 in A69400 (GF Transfer to DCHS).	0	310,134	0.0	0.0
(TA_004) Support for Enterprise-wide Housing Planning and Policy Staff Receive one-time General Fund support to fund planning, policy, and operational functions that support enterprise-wide work related to housing. This revenue will support existing positions. This decision package aligns with AC_001 in A69400 (GF Transfer to DCHS).	0	1,474,229	0.0	0.0
(TA_005) HB 1406 Housing Resources Add revenue and expenditure authority for HB 1406 funding for affordable housing.	2,386,474	2,386,474	0.0	0.0
(TA_006) Housing and Essential Needs (HEN) Add additional revenue and expenditure from the State for the HEN program to serve more eligible individuals.	28,083,148	28,083,148	0.0	0.0
(TA_007) Best Starts for Kids (BSK) Capital Grants Lead Add a revenue-backed FTE to the Housing and Community Development (HCD) Fund. The position will serve in a lead role for the BSK capital grants program.	352,844	355,453	1.0	0.0
(TA_008) Short Term Lodging Taxes Add short-term lodging tax revenue and expenditure authority to support projects to increase affordable housing options. This proposal is linked to the 2023-2024 Housing Investment Plan, as approved in 2021 by the Inter-branch Task Force.	321,941	321,941	0.0	0.0
(TA_009) Lodging Taxes Homeless Youth Projects Add lodging tax revenue and expenditure authority to provide services for homeless youth. This proposal is linked to the 2023-2024 Housing Investment Plan, as approved in 2021 by the Inter-branch Task Force.	1,916,783	1,921,045	0.0	0.0

**2023-2024 Executive Proposed Operating Budget
HOUSING AND COMMUNITY DEVELOPMENT (EN_A35000)**

Decision Package Adjustment Detail	Expenditures	Revenues	Reg FTE	TLT
(TA_010) Lodging Taxes Add lodging tax revenue and expenditure authority to support TOD housing projects. This proposal is linked to the 2023-2024 Housing Investment Plan, as approved in 2021 by the Inter-branch Task Force.	5,211,942	5,211,942	0.0	0.0
(TA_011) King County Regional Homelessness Authority (KCRHA) Transfer Add funding for contracts transferring from HCD to KCRHA as directed by Ordinance 19039 for 2023-2024. This proposal has a net zero budget impact as it only moves KCRHA base budget appropriation between cost centers.	0	0	0.0	0.0
(TA_012) Revenue and Expenditure Technical Adjustment Adjust revenues and expenditures to align with forecasted inter-fund transfers from PSTAA, City of Seattle/United Way, VSHSL and BSK.	(23,057,085)	(23,057,085)	0.0	0.0
(TA_014) True Blood Program Position Technical Adjustment Add expenditure budget for one position to the 2023-2024 budget to reflect a position that was added in the 2021-2022 second omnibus but not reflected in the proforma base budget.	276,523	0	1.0	0.0
(TA_015) Director of Operations and Emergency Response Position Transfer Transfer the Director of Operations and Emergency Response position from the Housing and Community Development Fund to the DCHS Administration Fund. This position is a key leadership position that	(501,092)	0	(1.0)	0.0
(TA_016) Transfer Adjustment Make a one-time adjustment to increase the Director's Office transfer and decrease the Community Services Operating transfer.	873,174	0	0.0	0.0
(TA_017) BSK to HCD Finance Manager Position Transfer Transfer a finance manager position from the BSK fund to the HCD fund where the FTE is assigned. This decision package corresponds to TA_017 in the BSK fund.	398,702	0	1.0	0.0
(TA_018) HCD to HTH Special Project Manager Position Transfer Transfer a special project manager position from the HCD Fund to the HTH Fund where the FTE is assigned. This decision package corresponds to TA_018 in the HTH Fund.	(376,296)	0	(1.0)	0.0
(TA_019) Climate Equity Award Reappropriation Reappropriate 2021-22 climate equity award. The 2023 reappropriation request is \$9M (of the total \$10.5M). Some awarded projects will not start construction until 2023 and remaining funds will be issued with 2023 Housing Finance Program RFPs.	9,000,000	9,000,000	0.0	0.0
(TA_050) Revenue Adjustments Revise budgeted revenues to match current forecast.	0	983,000	0.0	0.0

**2023-2024 Executive Proposed Operating Budget
HOUSING AND COMMUNITY DEVELOPMENT (EN_A35000)**

Decision Package Adjustment Detail	Expenditures	Revenues	Reg FTE	TLT
(TA_112) Temporary Account Adjustment Adjust Temporary account for GWI	5,244	0	0.0	0.0
(TA_113) Vacancy Rate Adjustment Capture salary savings from employee turnover, without reducing the FTE authority, to increase the accuracy of labor budgeting for this appropriation unit and provide greater transparency.	(108,000)	0	0.0	0.0
Central Rate Adjustments	18,855,138	0	0.0	0.0
Total Decision Package Adjustments	(96,202,399)	(14,569,688)	12.5	0.0

2023 - 2024 Proposed Financial Plan
Housing and Community Development Fund / 000002460, 000002462, 000002465, 000002466

Category	2021-2022 Estimated	2023-2024 Proposed Budget	2025-2026 Projected	2027-2028 Projected
Beginning Fund Balance	60,212,118	142,666,339	285,170,130	125,004,666
Revenues				
State Authorized Recording Fees	41,860,000	36,487,846	36,022,922	37,349,026
State	39,245,970	108,923,148	96,414,116	98,920,883
Federal	102,642,139	81,691,432	83,852,170	86,032,327
Interfund Transfers	115,889,270	121,360,710	124,224,017	127,173,679
Transit Oriented Development (TOD) Bond	112,389,517	45,000,000	-	-
Health Through Housing (HTH) Bond	252,439,500	85,000,000	-	-
Hotel/Motel Sales Tax (Homeless Youth)	1,289,486	1,916,783	2,017,702	2,127,767
Short Term Hotel/Motel Tax (AirBnB)	5,959,575	6,994,925	8,751,839	9,014,394
Hotel/Motel Sales Tax (TOD Project Support)	-	5,211,942	5,486,351	5,785,631
Affordable and Supportive Housing - SHB 1406	5,604,494	7,990,968	8,200,731	8,416,820
State COVID-19/ Emergency Shelter/Modular Grants	15,834,642	-	-	-
Federal Care Act/CLFR-ARPA Emergency Grants	47,093,666	38,484,538	-	-
Other	25,793,665	51,435,288	9,192,562	9,192,562
Revenue from Sub Fund 2465 - HCD Rental Assistance	456,828,366	-	-	-
Revenue from Sub Fund 2466 - HTH/TOD Bond Proceeds	84,170,983	93,623,483	25,558,000	-
Total Revenues	1,307,041,273	684,121,063	399,720,409	384,013,089
Expenditures				
Salaries, Wages & Benefits	21,680,434	26,056,344	26,328,633	27,148,770
Supplies	597,452	597,452	613,135	629,291
Other Operating Charges	394,929,311	389,952,474	460,052,497	413,742,067
Central Rates	4,410,059	22,359,900	22,663,995	23,347,314
Interfund Transfers	3,512,413	4,303,602	4,362,131	4,493,649
Expenditures in Fund 2465 - HCD Rental Assistance	456,828,366	-	-	-
Expenditures in Fund 2466 - HTH/TOD	364,829,017	120,547,500	68,065,483	25,558,000
Total Expenditures	1,246,787,052	563,817,272	582,085,874	494,919,091
Estimated Underexpenditures	(10,000,000)	(10,000,000)	(10,000,000)	(10,000,000)
Other Fund Transactions				
Receivables for Interim Loan and REDI fund	12,200,000	12,200,000	12,200,000	12,200,000
Total Other Fund Transactions	12,200,000	12,200,000	12,200,000	12,200,000
Ending Fund Balance	142,666,339	285,170,130	125,004,666	36,298,664
Reserves				
Reserve for Encumbrances/Committed Projects	107,377,335	260,808,755	95,020,076	9,085,399
Reserve for Credit Enhancement	2,000,000	2,000,000	2,000,000	2,000,000
Reserve for Housing Repair Loans (long term (LT) receivable)	11,855,067	11,855,067	11,855,067	11,855,067
Fund Balance Reserve for Fund 2462	793,654	793,654	793,654	793,654
Rainy Day Reserve (30 days)	20,640,283	9,712,654	15,335,869	12,564,544
Total Reserves	142,666,339	285,170,130	125,004,666	36,298,664
Reserve Shortfall	-	-	-	-
Ending Undesignated Fund Balance	-	-	-	0

Financial Plan Notes

All financial plans have the following assumptions, unless otherwise noted in below rows.

Revenues Notes:

2023-2024 Executive Proposed Budget as of 09/19/2022

Outyear revenue and expenditure inflation assumptions are consistent with figures provided by PSB and/or OEFA.

Expenditure Notes:

2023-2024 Executive Proposed Budget as of 09/19/2022

The increase in Central Rates in 2023-2024 and outyears is due to inclusion of long-term lease charges associated with the five-year SoDo lease.

Reserve Notes:

Reserve for Encumbrances/Committed Projects reflects the out year portion of multi-year capital and service projects as well as funding committed through the RFP process for future capital projects.

Reserve for Credit Enhancement Projects reflects 1% of outstanding value of capital projects in the credit enhancement program.

Reserve for Housing Repair Loans reflects a long-term, non-spendable receivable comprised of future repayments of housing repair loans. This amount is reserved to not overstate undesignated fund balance.

Fund Balance Reserve for Fund 2462 reflects the amount of fund balance that is used to pay HUD Section 108 and related loans.

The Rainy Day Reserve is based on 30 days of HCD expenditures, excluding various one-time and external grant supported expenditures, as well as duplicated spending authorities in its adopted budget for credit enhancement and interim housing development loans and interfund transfers.

**2023-2024 Executive Proposed Operating Budget
HEALTH THROUGH HOUSING (EN_A13200)**

Operating Budget Summary	Expenditures	Revenues	Reg FTE	TLT
2021-2022 Revised Budget	75,534,651	122,536,796	9.0	0.0
Base Budget Adjustments	29,597,241	25,687,340	0.0	0.0
Decision Package Adjustments	45,605,228	(8,487,164)	4.0	0.0
2023-2024 Executive Proposed Budget	150,737,120	139,736,972	13.0	0.0
2023-2024 Executive Proposed Ordinance	150,738,000	139,737,000	13.0	0.0

Notes

1. The 2021-2022 Revised Budget equals the 2021-2022 Adopted Biennial Budget plus all Adopted Supplementals as of the publication of this document.
2. Adjust base budget to remove 2021-2022 one-time changes including those related to pandemic response, annualize supplemental changes, and update personnel rates. Personnel budgets reflect projected 2023-2024 salary and benefit rates, current position classifications, and step/merit increases.
3. The Executive Proposed Budget is the sum of the Revised Budget, Base Budget Adjustments, and Decision Package Adjustments. All FTEs/TLTs are rounded to the nearest 1/10th of a position and in some cases, rounded numbers may not add up to the FTE/TLT totals in Executive Proposed. In the Executive Proposed Ordinance, expenditure and revenue totals are rounded up to the nearest 1,000 and FTEs and TLTs are rounded up to the maximum monthly FTEs/TLTs in the Biennium.

Decision Package Adjustment Detail	Expenditures	Revenues	Reg FTE	TLT
Direct Service Changes				
(DS_001) Operations Manager Position Add operations manager position to support the overall operations and project management of the HTH Initiative, including management of internal systems and implementation of legislative commitments. The operations manager will provide leadership on process improvements, standardize operations and procedures, and streamline HTH deliverables.	362,415	0	1.0	0.0
(DS_002) Capacity Lead Position Add capacity lead position to lead and implement HTH's Capacity Building Collaborative strategy, which puts an emphasis on activities to build the capacity of contracted agencies to provide effective services for people within HTH sites with the focus on improving quality and access to services.	377,254	0	1.0	0.0
(DS_003) Referral Specialist Position Add a referral specialist to coordinate with HTH operators, local jurisdictions, and outreach providers to ensure prioritization of client enrollment is aligned with the HTH supporting goal of annually reducing racial and ethnic disproportionality among people experiencing chronic homelessness in King County.	376,296	0	1.0	0.0
Technical Adjustments				

**2023-2024 Executive Proposed Operating Budget
HEALTH THROUGH HOUSING (EN_A13200)**

Decision Package Adjustment Detail	Expenditures	Revenues	Reg FTE	TLT
(TA_002) Implementation Plan Alignment Add recurring and one-time revenues for the HTH program not previously budgeted. Adjust expenditures to match the implementation plan and updated forecasts.	48,434,151	393,770	0.0	0.0
(TA_007) Behavioral Health Transfer Reduction Reduce the behavioral health transfer from thirteen to nine percent of total revenue based on favorable Behavioral Health fund forecasts. The HTH ordinance requires a transfer to the Behavioral Health fund of at least nine percent and no more than thirteen percent of total revenue. This decision package corresponds to TA_007 in the Behavioral Health fund.	(5,040,141)	0	0.0	0.0
(TA_018) HCD to HTH Special Project Manager Position Transfer Transfer a special project manager position from the HCD Fund to the HTH Fund where the FTE is assigned. This proposal corresponds with TA_018 in the HCD Fund.	376,296	0	1.0	0.0
(TA_050) Revenue Adjustments Revise budgeted revenues to match current forecast.	0	(8,880,934)	0.0	0.0
Central Rate Adjustments	718,957	0	0.0	0.0
Total Decision Package Adjustments	45,605,228	(8,487,164)	4.0	0.0

2023 - 2024 Proposed Financial Plan
Health Through Housing Fund / 000001320

Category	2021-2022 Estimated	2023-2024 Proposed	2025-2026 Projected	2027-2028 Projected
Beginning Fund Balance	-	74,193,742	63,193,593	50,918,416
Revenues				
Federal			-	-
State			-	-
Local	142,590,201	139,343,202	152,508,618	166,690,574
General Fund			-	-
Intragovernmental			-	-
Interfund Transfers			-	-
Other	408,797	393,769	320,161	341,123
Total Revenues	142,998,998	139,736,971	152,828,779	167,031,697
Expenditures				
Salaries, Wages & Benefits	2,356,013	4,256,145	4,345,524	4,619,292
Supplies	-	-	-	-
Other Operating Charges	2,621,021	1,529,357	1,610,413	1,695,765
Central Rates	22,425	472,796	485,561	515,181
Interfund Transfers	63,805,796	144,478,822	158,662,457	169,749,905
	-	-	-	-
	-	-	-	-
Total Expenditures	68,805,256	150,737,120	165,103,955	176,580,143
Estimated Underexpenditures				
Other Fund Transactions				
Total Other Fund Transactions	-	-	-	-
Ending Fund Balance	74,193,742	63,193,593	50,918,416	41,369,970
Reserves				
Service Reserve	3,500,000	4,500,000	4,900,000	5,300,000
Debt Service Reserve	18,625,638	23,572,697	23,572,697	23,572,697
Rainy Day Reserve (60 days)	4,353,804	8,920,996	9,700,182	10,650,636
Reserve for Committed Expenditures	47,714,300	26,199,900	12,745,537	1,846,637
Total Reserves	74,193,742	63,193,593	50,918,416	41,369,970
Reserve Shortfall	0	0	-	0
Ending Undesignated Fund Balance	-	-	-	-

Financial Plan Notes

All financial plans have the following assumptions, unless otherwise noted in below rows.

2023-2024 Proposed Budget ties to PBCS and matches 2023-2024 Estimated.

Outyear revenue and expenditure inflation assumptions are consistent with figures provided by PSB's BFPA guidance.

Revenues Notes:

Tax revenues based on August 2022 HTH OEFA Forecast, except 2021, which is actuals received plus accruals.

Interest revenue based on fund balance at year-end and current investment pool rate.

Reserve Notes:

Service Reserve is for unanticipated operating expenses and grows as called for in the implementation plan.

Debt Reserve is 12 months of debt service consistent with County Comprehensive Financial Management Policies.

Rainy Day Reserve is 60 days total expenditures less debt service.

Reserve for Committed Expenditures are out year expenditures already contracted/committed or expected to be contracted/committed.

Last Updated 09/14/2022 by PSB using data from PBCS and BFPA assumptions.

**2023-2024 Executive Proposed Operating Budget
VETERANS SENIORS AND HUMAN SERVICES LEVY (EN_A11900)**

Operating Budget Summary	Expenditures	Revenues	Reg FTE	TLT
2021-2022 Revised Budget	132,498,124	127,550,820	37.5	0.0
Base Budget Adjustments	(4,898,713)	1,804,616	0.2	0.0
Decision Package Adjustments	(60,648,444)	(61,097,914)	2.0	0.0
2023-2024 Executive Proposed Budget	66,950,967	68,257,522	39.7	0.0
2023-2024 Executive Proposed Ordinance	66,951,000	68,258,000	39.7	0.0

Notes

1. The 2021-2022 Revised Budget equals the 2021-2022 Adopted Biennial Budget plus all Adopted Supplementals as of the publication of this document.
2. Adjust base budget to remove 2021-2022 one-time changes including those related to pandemic response, annualize supplemental changes, and update personnel rates. Personnel budgets reflect projected 2023-2024 salary and benefit rates, current position classifications, and step/merit increases.
3. The Executive Proposed Budget is the sum of the Revised Budget, Base Budget Adjustments, and Decision Package Adjustments. All FTEs/TLTs are rounded to the nearest 1/10th of a position and in some cases, rounded numbers may not add up to the FTE/TLT totals in Executive Proposed. In the Executive Proposed Ordinance, expenditure and revenue totals are rounded up to the nearest 1,000 and FTEs and TLTs are rounded up to the maximum monthly FTEs/TLTs in the Biennium.

Decision Package Adjustment Detail	Expenditures	Revenues	Reg FTE	TLT
Administrative Service Changes				
(AC_001) Adult Services Division Finance Manager Add a finance manager position to provide dedicated fiscal support for the Adult Services Division. The division is currently supported by a finance manager that shares responsibility for the Children, Youth, and Young Adults Division.	194,034	0	1.0	0.0
Technical Adjustments				
(TA_001) Implementation Plan Alignment Adjust appropriation to align with the 2019-2023 VSHSL Implementation Plan approved by Council in 2017.	3,122,480	209,106	0.0	0.0
(TA_002) Veterans Program Operations Specialist Add a position to provide additional capacity within the King County Veterans Program for contact management, data management, project implementation, and training.	136,261	0	1.0	0.0
(TA_050) Revenue Adjustments Revise budgeted revenues to match current forecast. Since the current levy expires at the end of 2023, this decision package also removes 2024 revenues from the system.	0	(60,888,806)	0.0	0.0
(TA_100) Levy Expiration Adjustment Remove revenues and expenditures in 2024 because the currently approved levy expires at the end of 2023.	(63,789,703)	(418,214)	0.0	0.0

**2023-2024 Executive Proposed Operating Budget
 VETERANS SENIORS AND HUMAN SERVICES LEVY (EN_A11900)**

Decision Package Adjustment Detail	Expenditures	Revenues	Reg FTE	TLT
(TA_113) Vacancy Rate Adjustment Capture salary savings from employee turnover, without reducing the FTE authority, to increase the accuracy of labor budgeting for this appropriation unit and provide greater transparency.	(129,000)	0	0.0	0.0
(TA_116) Net Zero Adjustment Adjust appropriation across budgeted accounts to better align with spending plan.	0	0	0.0	0.0
Central Rate Adjustments	(182,516)	0	0.0	0.0
Total Decision Package Adjustments	(60,648,444)	(61,097,914)	2.0	0.0

**2023 - 2024 Proposed Financial Plan
Veterans, Seniors, and Human Services Levy Fund / 000001143**

Category	2021-2022 Estimated	2023-2024 Proposed	2025-2026 Projected	2027-2028 Projected
Beginning Fund Balance	19,961,352	15,038,014		-
Revenues				
Local	126,952,572	68,021,694	-	-
Other (Interest)	418,214	235,828	-	-
Total Revenues	127,370,786	68,257,522	-	-
Expenditures				
Salaries, Wages & Benefits	8,326,615	4,937,409	-	-
Supplies	3,119,468	1,059,734	-	-
Other Operating Charges	63,764,951	30,361,003	-	-
Central Rates	1,563,342	634,612	-	-
Interfund Transfers	55,519,748	29,958,209	-	-
Total Expenditures	132,294,124	66,950,967	-	-
Estimated Underexpenditures				
Other Fund Transactions				
Total Other Fund Transactions	-	-	-	-
Ending Fund Balance	15,038,014	16,344,569		
Reserves				
Rate Stabilization Reserve	2,664,514	3,538,889		
Prorationing Mitigation Reserve	1,500,000	1,800,000		
Rainy Day Reserve (60 days)	10,873,500	11,005,680		
Total Reserves	15,038,014	16,344,569		
Reserve Shortfall	-	-	-	-
Ending Undesignated Fund Balance	-	-	-	-

Financial Plan Notes

All financial plans have the following assumptions, unless otherwise noted in below rows.

2023-2024 Proposed Budget ties to PBCS and matches 2023-2024 Estimated.

Outyear revenue and expenditure inflation assumptions are consistent with figures provided by PSB's BFPA guidance.

Revenue Notes:

Local revenue proposed based on 99% of August 2022 OEFA forecast; Other revenue proposed includes calculated interest based off of fund balance and the investment pool rate.

The financial plan only shows projected information through the life of the current Veterans, Seniors, and Human Services Levy, which expires at the end of 2023.

Expenditure Notes:

2021-2022 estimated expenditures and 2023 projected expenditures are based off of VSHSL Implementation plan, Supplemental ordinances, and proposed 2023-2024 budget items.

Reserve Notes:

This fund carries a rainy day reserve based on 60 days of total expenditures that meets County Comprehensive Financial Management Policies.

The Prorationing Mitigation Reserve is designed to mitigate the impacts of this levy on junior taxing districts. It is allocated \$300,000 per year to align with the adopted Implementation Plan.

The Rate Stabilization Reserve is designed to even out cash flow between bienniums and avoid needing to adjust rates to meet long-term contract commitments.

Last Updated 9/15/22 by PSB Staff using data from PBCS and BFPA assumptions.

**2023-2024 Executive Proposed Operating Budget
VETERANS SERVICES (EN_A48000)**

Operating Budget Summary	Expenditures	Revenues	Reg FTE	TLT
2021-2022 Revised Budget	6,536,708	6,659,061	10.0	0.0
Base Budget Adjustments	15,825	69,115	0.0	0.0
Decision Package Adjustments	(26,953)	295,807	1.0	0.0
2023-2024 Executive Proposed Budget	6,525,580	7,023,983	11.0	0.0
2023-2024 Executive Proposed Ordinance	6,526,000	7,024,000	11.0	0.0

Notes

1. The 2021-2022 Revised Budget equals the 2021-2022 Adopted Biennial Budget plus all Adopted Supplementals as of the publication of this document.

2. Adjust base budget to remove 2021-2022 one-time changes including those related to pandemic response, annualize supplemental changes, and update personnel rates. Personnel budgets reflect projected 2023-2024 salary and benefit rates, current position classifications, and step/merit increases.

3. The Executive Proposed Budget is the sum of the Revised Budget, Base Budget Adjustments, and Decision Package Adjustments. All FTEs/TLTs are rounded to the nearest 1/10th of a position and in some cases, rounded numbers may not add up to the FTE/TLT totals in Executive Proposed. In the Executive Proposed Ordinance, expenditure and revenue totals are rounded up to the nearest 1,000 and FTEs and TLTs are rounded up to the maximum monthly FTEs/TLTs in the Biennium.

Decision Package Adjustment Detail	Expenditures	Revenues	Reg FTE	TLT
Technical Adjustments				
(TA_001) Data System Functional Analyst Add a functional analyst within the King County Veterans Program to support the business and reporting needs of the new Case Management Information System.	276,877	0	1.0	0.0
(TA_003) Technical Adjustment Align appropriation with updated forecasts of expenditures.	(333,336)	0	0.0	0.0
(TA_050) Revenue Adjustments Revise budgeted revenues to match current forecast.	0	295,807	0.0	0.0
Central Rate Adjustments	29,506	0	0.0	0.0
Total Decision Package Adjustments	(26,953)	295,807	1.0	0.0

**2023 - 2024 Proposed Financial Plan
Veterans Services Fund / 000001060**

Category	2021-2022 Estimated	2023-2024 Proposed	2025-2026 Projected	2027-2028 Projected
Beginning Fund Balance	399,142	1,236,271	1,734,674	1,777,901
Revenues				
Local	6,593,768	6,910,395	7,214,558	7,526,921
Other (Interest)	100,000	113,588	119,608	125,947
Total Revenues	6,693,768	7,023,983	7,334,166	7,652,868
Expenditures				
Salaries, Wages & Benefits	2,532,322	2,367,875	2,417,364	2,569,657
Supplies	54,844	55,428	58,366	61,459
Other Operating Charges	1,883,035	2,901,178	3,581,440	4,034,507
Central Rates	1,065,378	956,526	982,544	1,042,479
Interfund Transfers	321,060	244,573	251,225	266,550
	-	-	-	-
Total Expenditures	5,856,639	6,525,580	7,290,939	7,974,652
Estimated Underexpenditures				
Other Fund Transactions				
Total Other Fund Transactions	-	-	-	-
Ending Fund Balance	1,236,271	1,734,674	1,777,901	1,456,118
Reserves				
Rainy Day Reserve (60 Days)	481,380	536,340	599,280	655,440
Total Reserves	481,380	536,340	599,280	655,440
Reserve Shortfall	-	-	-	-
Ending Undesignated Fund Balance	754,891	1,198,334	1,178,621	800,678

Financial Plan Notes

All financial plans have the following assumptions, unless otherwise noted in below rows.

2023-2024 Proposed Budget ties to PBCS and matches 2023-2024 Estimated.

Outyear revenue and expenditure inflation assumptions are consistent with figures provided by PSB's BFPA guidance.

Revenue Notes:

Other revenue includes primarily interest.

Expenditure Notes:

None

Reserve Notes:

None

Last Updated 9/16/22 by PSB Staff using data from PBCS and BFPA assumptions.

**2023-2024 Executive Proposed Operating Budget
BEST STARTS FOR KIDS LEVY (EN_A93700)**

Operating Budget Summary	Expenditures	Revenues	Reg FTE	TLT
2021-2022 Revised Budget	237,402,247	211,358,644	52.8	0.0
Base Budget Adjustments	25,956,624	55,001,062	0.0	0.0
Decision Package Adjustments	19,677,989	21,899,243	0.2	0.0
2023-2024 Executive Proposed Budget	283,036,860	288,258,949	53.0	0.0
2023-2024 Executive Proposed Ordinance	283,037,000	288,259,000	53.0	0.0

Notes

1. The 2021-2022 Revised Budget equals the 2021-2022 Adopted Biennial Budget plus all Adopted Supplementals as of the publication of this document.
2. Adjust base budget to remove 2021-2022 one-time changes including those related to pandemic response, annualize supplemental changes, and update personnel rates. Personnel budgets reflect projected 2023-2024 salary and benefit rates, current position classifications, and step/merit increases.
3. The Executive Proposed Budget is the sum of the Revised Budget, Base Budget Adjustments, and Decision Package Adjustments. All FTEs/TLTs are rounded to the nearest 1/10th of a position and in some cases, rounded numbers may not add up to the FTE/TLT totals in Executive Proposed. In the Executive Proposed Ordinance, expenditure and revenue totals are rounded up to the nearest 1,000 and FTEs and TLTs are rounded up to the maximum monthly FTEs/TLTs in the Biennium.

Decision Package Adjustment Detail	Expenditures	Revenues	Reg FTE	TLT
Direct Service Changes				
(DS_001) Learning Center North (LCN)/Career Education Options (CEO) Merger Continue the BSK allocation to support the LCN CEO merger, first approved in 2020. The merger combines two programs to create a pipeline for some of the County's Opportunity Youth to get "to and through" post-secondary education at Shoreline Community College. Originally using savings in 2021, this proposal will fund the program on an ongoing basis, per the original agreement with Shoreline Community College.	500,000	0	0.0	0.0
(DS_002) New Family Services Funding Increase participant support funding for New Family Services, providing education, training, and employment services to young families (mostly mothers) enrolled in Public Health's Nurse Family Partnership program. These support service dollars help families address their basic needs while longer-term sustainable solutions are put into place, including gaining and maintaining employment.	130,000	0	0.0	0.0
(DS_003) BSK-wide Funding for Participation Incentives Allocate BSK funds for stipends for community members participating in program or strategy design. This proposal responds to the BSK Stakeholder Compensation Workgroup recommendation for equity in community participation incentives across Best Starts for Kids initiatives.	180,000	0	0.0	0.0

**2023-2024 Executive Proposed Operating Budget
BEST STARTS FOR KIDS LEVY (EN_A93700)**

Decision Package Adjustment Detail	Expenditures	Revenues	Reg FTE	TLT
Administrative Service Changes				
(AC_001) Reclassify Part-Time Psychiatrist to Full-Time Project Manager Shift from a psychiatrist to a project manager for the Community Well-Being Initiative to work directly with community to find solutions to well-being and youth mental health challenges that are reflective of community identified approaches.	11,990	0	0.2	0.0
(AC_003) Staffing Adjustments Adjust staff costs including reclassifying a program manager position in the Prenatal to Five Strategy and correcting the staff budget for two positions plus indirect costs in the perinatal Hep B screening program. Aligns with AC_003 and TA_100 in Public Health.	312,456	0	0.0	0.0
(AC_004) Co-Leads for Best Starts for Kids Add DCHS co-lead position for BSK. Expenditures for a second co-lead position in PH are also included. Aligns with AC_003 in Public Health.	916,600	0	1.0	0.0
Technical Adjustments				
(TA_001) Alignment with Adopted BSK Implementation Plan Make technical adjustments across the Best Starts for Kids Levy to fund the difference between proforma and the approved implementation plan for 2023-2024.	16,744,086	3,895,298	0.0	0.0
(TA_002) Inflationary and Department Overhead Adjustments Increase the BSK funding allocation for Transitions to Adulthood to reflect inflation and increase the DCHS overhead allocation.	445,708	0	0.0	0.0
(TA_003) TRACE Program Adjustment Adjust funding for the TRACE program to cover a 50/50 cost share between BSK and MIDD. Aligns with TA_003 in Behavioral Health.	158,241	0	0.0	0.0
(TA_017) Housing Community Development (HCD) Finance Manager Transfer Transfer the HCD Finance Manager position from the BSK Fund to HCD. This update is driven by an organizational finance management responsibility change. Associated with TA_017 in the Housing and Community Development fund.	(398,702)	0	(1.0)	0.0
(TA_050) Revenue Adjustments Revise budgeted revenues to match current forecast.	0	18,003,945	0.0	0.0
(TA_117) Strategic Sourcing Savings Capture savings from contracts strategically negotiated by Procurement.	(400)	0	0.0	0.0
Central Rate Adjustments	678,010	0	0.0	0.0
Total Decision Package Adjustments	19,677,989	21,899,243	0.2	0.0

**2023 - 2024 Proposed Financial Plan
Best Starts for Kids Levy Fund / 000001480**

Category	2021-2022 Estimated	2023-2024 Proposed Budget	2025-2026 Projected	2027-2028 Projected
Beginning Fund Balance	53,886,370	29,289,815	34,511,904	39,133,595
Revenues				
State	28,276	-		
Local	209,701,596	287,258,949	311,757,650	165,632,071
Other	1,401,724	1,000,000	1,000,000	500,000
Total Revenues	211,131,596	288,258,949	312,757,650	166,132,071
Expenditures				
Salaries, Wages & Benefits	5,586,170	7,585,774	8,818,783	4,438,506
Supplies	477,847	116,810	327,953	172,782
Other Operating Charges	67,092,355	99,823,010	112,195,439	58,537,462
Central Rates	2,014,010	2,783,888	2,859,610	1,472,985
Interfund Transfers	158,307,769	160,227,378	165,684,174	86,101,700
Capital Projects	5,000,000	12,500,000	18,250,000	14,250,000
Total Expenditures	238,478,151	283,036,860	308,135,959	164,973,435
Estimated Underexpenditures	(2,750,000)			
Other Fund Transactions				
Total Other Fund Transactions	-	-	-	-
Ending Fund Balance	29,289,815	34,511,904	39,133,595	40,292,231
Reserves				
Rate Stabilization Reserve	504,837		894,230	627,548
Committed Projects		1,828,095	2,500,000	2,500,000
Rainy Day Reserve (90 days)	28,784,977	33,353,859	35,739,365	37,164,683
Total Reserves	29,289,814	35,181,954	39,133,595	40,292,231
Reserve Shortfall	-	670,050	-	-
Ending Undesignated Fund Balance	-	-	-	-

Financial Plan Notes

All financial plans have the following assumptions, unless otherwise noted in below rows.

2023-2024 Proposed Budget ties to PBCS and matches 2023-2024 Estimated.

Outyear revenue and expenditure inflation assumptions are consistent with figures provided by PSB's BFPA guidance.

Revenues Notes:

BSK fund revenue estimates based on the August 2022 forecast from the King County Office of Economic and Financial Analysis. The revenue also includes estimated revenue from other sources (investment/interest income) in the amount of \$500k/yr.

Expenditure Notes:

Capital project contributions are not included in the reserve calculations. Amounts in years 2027-2028 include only one year of revenue and expenditures to reflect the end of the current levy. Outyear expenditures are consistent with the BSK implementation plan, plus decision packages adjusted for inflation.

Reserve Notes:

Committed projects include estimates of expenditures contracted that will be unspent and carry forward to following biennia.

The Rainy Day Reserve represents 90 days of estimated expenditures, not including capital contributions.

Last Updated 9/6/2022 by DCHS Staff using data from PBCS and BFPA assumptions.

**2023-2024 Executive Proposed Operating Budget
 PUGET SOUND TAXPAYER ACCOUNTABILITY ACCOUNT (EN_A93800)**

Operating Budget Summary	Expenditures	Revenues	Reg FTE	TLT
2021-2022 Revised Budget	31,294,620	28,450,000	7.0	0.0
Base Budget Adjustments	2,089,122	4,790,000	0.0	0.0
Decision Package Adjustments	(17,728,211)	(13,670,000)	0.0	0.0
2023-2024 Executive Proposed Budget	15,655,531	19,570,000	7.0	0.0
2023-2024 Executive Proposed Ordinance	15,656,000	19,570,000	7.0	0.0

Notes

1. The 2021-2022 Revised Budget equals the 2021-2022 Adopted Biennial Budget plus all Adopted Supplementals as of the publication of this document.
2. Adjust base budget to remove 2021-2022 one-time changes including those related to pandemic response, annualize supplemental changes, and update personnel rates. Personnel budgets reflect projected 2023-2024 salary and benefit rates, current position classifications, and step/merit increases.
3. The Executive Proposed Budget is the sum of the Revised Budget, Base Budget Adjustments, and Decision Package Adjustments. All FTEs/TLTs are rounded to the nearest 1/10th of a position and in some cases, rounded numbers may not add up to the FTE/TLT totals in Executive Proposed. In the Executive Proposed Ordinance, expenditure and revenue totals are rounded up to the nearest 1,000 and FTEs and TLTs are rounded up to the maximum monthly FTEs/TLTs in the Biennium.

Decision Package Adjustment Detail	Expenditures	Revenues	Reg FTE	TLT
Technical Adjustments				
(TA_001) Revenue and Expenditure Alignment Align revenues and expenditures based on the most recent Sound Transit projections.	(17,751,507)	(13,670,000)	0.0	0.0
Central Rate Adjustments	23,296	0	0.0	0.0
Total Decision Package Adjustments	(17,728,211)	(13,670,000)	0.0	0.0

**2023 - 2024 Proposed Financial Plan
Puget Sound Taxpayer Accountability Account / 000001490**

Category	2021-2022 Estimated	2023-2024 Proposed Budget	2025-2026 Projected	2027-2028 Projected
Beginning Fund Balance	2,875,839	5,733,932	9,648,402	12,910,902
Revenues				
Federal	-	-		
State	22,572,965	19,570,000	13,050,000	28,670,000
Local	-	-	-	-
General Fund	-	-	-	-
Intragovernmental	-	-	-	-
Interfund Transfers	-	-	-	-
Other	-	-	-	-
Total Revenues	22,572,965	19,570,000	13,050,000	28,670,000
Expenditures				
Salaries, Wages & Benefits	1,308,440	1,470,839	1,525,593	1,621,705
Supplies	23,114	25,000	26,950	27,675
Other Operating Charges	9,301,583	6,834,000	5,197,613	8,773,707
Central Rates	563,065	733,402	656,513	680,804
Interfund Transfers	8,518,670	6,592,289	2,380,831	10,398,609
Total Expenditures	19,714,872	15,655,530	9,787,500	21,502,500
Estimated Underexpenditures				
Other Fund Transactions				
Total Other Fund Transactions	-	-	-	-
Ending Fund Balance	5,733,932	9,648,402	12,910,902	20,078,402
Reserves				
Rate Stabilization Reserve	4,113,532	8,361,646	12,106,450	18,311,073
Rainy Day Reserve (60 days)	1,620,400	1,286,756	804,452	1,767,329
Total Reserves	5,733,932	9,648,402	12,910,902	20,078,402
Reserve Shortfall	-	-	0	0
Ending Undesignated Fund Balance	-	0	-	-

Financial Plan Notes

All financial plans have the following assumptions, unless otherwise noted in below rows.

2023-2024 Proposed Budget ties to PBCS and matches 2023-2024 Estimated.

Outyear revenue and expenditure inflation assumptions are consistent with figures provided by PSB's BFPA guidance.

Revenue Notes:

Revenues are based upon Sound Transit projections.

Expenditure Notes:

Outyear expenditures in general are budgeted at 75% of revenues to bank reserves due to extreme revenue volatility.

Salaries and wages, supplies and central rates are capped at 7% in total.

Reserve Notes:

The Rate Stabilization Reserve represents up to 25% of budgeted revenues to account for the extreme revenue volatility.

The Rainy Day Reserve is 60 days of expenditures.

**2023-2024 Executive Proposed Operating Budget
DEVELOPMENTAL DISABILITIES (EN_A92000)**

Operating Budget Summary	Expenditures	Revenues	Reg FTE	TLT
2021-2022 Revised Budget	153,225,364	147,538,706	33.8	0.0
Base Budget Adjustments	(2,547,781)	(400,722)	0.0	0.0
Decision Package Adjustments	18,216,234	20,916,362	3.0	0.0
2023-2024 Executive Proposed Budget	168,893,817	168,054,346	36.8	0.0
2023-2024 Executive Proposed Ordinance	168,894,000	168,055,000	36.8	0.0

Notes

1. The 2021-2022 Revised Budget equals the 2021-2022 Adopted Biennial Budget plus all Adopted Supplementals as of the publication of this document.
2. Adjust base budget to remove 2021-2022 one-time changes including those related to pandemic response, annualize supplemental changes, and update personnel rates. Personnel budgets reflect projected 2023-2024 salary and benefit rates, current position classifications, and step/merit increases.
3. The Executive Proposed Budget is the sum of the Revised Budget, Base Budget Adjustments, and Decision Package Adjustments. All FTEs/TLTs are rounded to the nearest 1/10th of a position and in some cases, rounded numbers may not add up to the FTE/TLT totals in Executive Proposed. In the Executive Proposed Ordinance, expenditure and revenue totals are rounded up to the nearest 1,000 and FTEs and TLTs are rounded up to the maximum monthly FTEs/TLTs in the Biennium.

Decision Package Adjustment Detail	Expenditures	Revenues	Reg FTE	TLT
Administrative Service Changes				
(AC_001) Early Childhood Transition Position Add an Early Childhood Transitions lead to improve systems and linkages to other services for 1) children ages three to five with developmental delays or disabilities and 2) their families in King County once the child exits the Early Support for Infant and Toddlers (ESIT) program at the age of three.	307,721	0	1.0	0.0
Technical Adjustments				
(TA_001) GACB Funds Transfer Transfer Grant Application and Capacity Building (GACB) funds from the Community Services Operating (CSO) Fund to the Developmental Disabilities and Early Childhood Supports Division (DDECSD). This will allow more efficient managing of the funds by reducing duplicative fiscal staff time and communications delays, ultimately getting funds to community partners faster.	1,576,498	1,576,500	2.0	0.0
(TA_002) Revenue and Expenditure Alignment Align expenditure and revenue authority with the anticipated revenue for current programs within the DDECSD fund.	15,708,307	18,060,638	0.0	0.0
(TA_006) School-to-Work Enhanced Outreach Transfer Transfer funds designated for School to Work activities from Employment and Education Resources to DDECS, which manages the program. This decision package corresponds to TA_006 in the EER fund.	838,810	838,810	0.0	0.0

**2023-2024 Executive Proposed Operating Budget
DEVELOPMENTAL DISABILITIES (EN_A92000)**

Decision Package Adjustment Detail	Expenditures	Revenues	Reg FTE	TLT
(TA_050) Revenue Adjustments Revise budgeted revenues to match current forecast.	0	440,414	0.0	0.0
(TA_112) Temporary Account Adjustment Adjust Temporary account for GWI	3,744	0	0.0	0.0
(TA_113) Vacancy Rate Adjustment Capture salary savings from employee turnover, without reducing the FTE authority, to increase the accuracy of labor budgeting for this appropriation unit and provide greater transparency.	(187,000)	0	0.0	0.0
(TA_117) Strategic Sourcing Savings Capture savings from contracts strategically negotiated by Procurement.	(800)	0	0.0	0.0
Central Rate Adjustments	(31,046)	0	0.0	0.0
Total Decision Package Adjustments	18,216,234	20,916,362	3.0	0.0

**2023 - 2024 Proposed Financial Plan
Developmental Disabilities and Early Childhood Supports / 000001070**

Category	2021-2022 Estimated	2023-2024 Proposed	2025-2026 Projected	2027-2028 Projected
Beginning Fund Balance	7,518,021	6,821,332	6,981,861	7,281,761
Revenues				
Federal	3,626,705	3,514,646	3,701,586	3,899,229
State	118,312,676	132,409,647	139,452,352	146,898,299
Local	7,465,012	7,786,914	8,095,741	8,446,256
General Fund	1,551,852	1,556,160	1,638,930	1,726,440
Interfund Transfers	23,064,634	22,312,135	23,222,832	23,930,568
Other	167,085	474,844	502,687	531,128
Total Revenues	154,187,964	168,054,346	176,614,128	185,431,919
Expenditures				
Salaries, Wages & Benefits	11,584,000	12,511,767	12,774,603	13,582,856
Supplies	86,271	61,900	65,192	68,673
Other Operating Charges	138,533,736	152,173,618	160,267,544	168,824,901
Central Rates	1,965,173	1,811,878	1,861,493	1,975,433
Interfund Transfers	2,654,178	2,334,654	2,398,584	2,545,399
Total Expenditures	154,823,358	168,893,817	177,367,417	186,997,264
Estimated Underexpenditures		1,000,000	1,053,189	1,109,423
Other Fund Transactions				
	(45,795)			
	(15,500)			
Total Other Fund Transactions	(61,295)	-	-	-
Ending Fund Balance	6,821,332	6,981,861	7,281,761	6,825,839
Reserves				
Rainy Day Reserve (30 days)	5,489,947	6,107,570	6,422,691	6,794,446
Total Reserves	5,489,947	6,107,570	6,422,691	6,794,446
Reserve Shortfall	-	-	-	-
Ending Undesignated Fund Balance	1,331,385	874,291	859,069	31,393

Financial Plan Notes

All financial plans have the following assumptions, unless otherwise noted in below rows.

2023-2024 Proposed Budget ties to PBCS and matches 2023-2024 Estimated.

Outyear revenue and expenditure inflation assumptions are consistent with figures provided by PSB's BFPA guidance.

Revenues Notes:

Local reflects the expected funding from property tax at a 99% funding level per PSB guidance.

Other funding reflects the interest earned from property tax fund balance.

Reserve Notes:

Rainy Day Reserve is 30-days of total expenditures less BSK and VSHSL allocations.

Last Updated 09/14/2022 by PSB using data from PBCS and BFPA assumptions.

**2023-2024 Executive Proposed Operating Budget
BEHAVIORAL HEALTH (EN_A92400)**

Operating Budget Summary	Expenditures	Revenues	Reg FTE	TLT
2021-2022 Revised Budget	714,031,283	720,547,035	155.1	0.0
Base Budget Adjustments	(63,239,077)	(62,226,975)	0.0	0.0
Decision Package Adjustments	99,418,987	97,700,729	21.0	0.0
2023-2024 Executive Proposed Budget	750,211,194	756,020,789	176.1	0.0
2023-2024 Executive Proposed Ordinance	750,212,000	756,021,000	176.1	0.0

Notes

1. The 2021-2022 Revised Budget equals the 2021-2022 Adopted Biennial Budget plus all Adopted Supplementals as of the publication of this document.
2. Adjust base budget to remove 2021-2022 one-time changes including those related to pandemic response, annualize supplemental changes, and update personnel rates. Personnel budgets reflect projected 2023-2024 salary and benefit rates, current position classifications, and step/merit increases.
3. The Executive Proposed Budget is the sum of the Revised Budget, Base Budget Adjustments, and Decision Package Adjustments. All FTEs/TLTs are rounded to the nearest 1/10th of a position and in some cases, rounded numbers may not add up to the FTE/TLT totals in Executive Proposed. In the Executive Proposed Ordinance, expenditure and revenue totals are rounded up to the nearest 1,000 and FTEs and TLTs are rounded up to the maximum monthly FTEs/TLTs in the Biennium.

Decision Package Adjustment Detail	Expenditures	Revenues	Reg FTE	TLT
Direct Service Changes				
(DS_001) Behavioral Health Provider Rate Increase Increase both Medicaid behavioral health provider rates and non-Medicaid service rates by seven percent as provided by the state Legislature.	36,439,006	36,439,006	0.0	0.0
(DS_002) Behavioral Health Program Expansions and Rate Increases Update behavioral health program budgets for rate increases and expansions. Changes include: rate increase in mental health residential treatment program, investments in a new geriatric step-down facility and intensive residential treatment program, rate increase for King County's program for assertive community treatment, and rate updates/expansion of the New Journeys program, which provides early intervention for youth with first episode psychosis. Related revenue updates are included in TA_051 in the Behavioral Health fund.	16,746,047	0	0.0	0.0

**2023-2024 Executive Proposed Operating Budget
BEHAVIORAL HEALTH (EN_A92400)**

Decision Package Adjustment Detail	Expenditures	Revenues	Reg FTE	TLT
(DS_003) Metro Transit Behavioral Health Crisis Response Pilot Collaborate with Metro Transit on a pilot program to provide response support to individuals experiencing behavioral health crises while utilizing Metro services and facilities at the Aurora Village Transit Center and Burien Transit Center. The joint DCHS/Metro team will provide de-escalation, behavioral health outreach, and connection to services. Links to DS_025 in Metro Transit.	1,302,190	1,302,190	0.0	0.0
(DS_004) Sound Transit Behavioral Health Crisis Response Pilot Collaborate with Sound Transit on a pilot program to provide crisis intervention services (peer support, treatment referral, and treatment engagement promotion) to individuals experiencing behavioral health crisis while utilizing Sound Transit light rail in the following light rail stations: Westlake, University Street, Pioneer Square, and International District/Chinatown, either in the light rail stations or on light rail cars. This partnership allows DCHS and Sound Transit to safely and sensitively respond to people in crisis or with behavioral health needs and, when possible, will help individuals avoid incarceration and hospitalization.	891,792	891,792	0.0	0.0
(DS_005) Staffing Increase in Crisis and Commitment Services Add eight new positions to support crisis and commitment services within BHRD. This proposal adds seven designated crisis responders (DCRs) and one DCR supervisor.	2,373,637	0	8.0	0.0
(DS_012) Legal Intervention and Network of Care (LINC) Transfer Realign general fund support to the Prosecuting Attorney's Office (PAO) to fund the LINC program. These funds will be directly appropriated to the PAO rather than through DCHS. Links to TA_005 in the PAO.	(206,000)	(206,000)	0.0	0.0
(DS_015) King County Crisis Care Center Expansion Request authority to use up to \$10,000,000 in funding provided by the state legislature to support and accelerate creation of behavioral health crisis stabilization services in north King County to provide immediate behavioral health care for persons experiencing a mental health or substance use crisis. If these funds exceed what north King County cities require and can utilize for crisis stabilization services, funds may also be used to preserve or improve existing crisis stabilization centers within King County. Additional local contribution is noted in DS_017 in the Behavioral Health fund.	10,000,000	10,000,000	0.0	0.0

**2023-2024 Executive Proposed Operating Budget
BEHAVIORAL HEALTH (EN_A92400)**

Decision Package Adjustment Detail	Expenditures	Revenues	Reg FTE	TLT
(DS_016) King County Behavioral Health Response Teams Request authority to use state funding for three behavioral health response teams in King County. These teams collaborate with regional outreach teams and agencies and follow up with individuals after an acute crisis episode for up to three months to establish long-term community linkages and referrals to behavioral health treatment.	3,990,000	3,990,000	0.0	0.0
(DS_017) Behavioral Health Crisis Care Center Contribution Add local contribution to funding provided by the state legislature to support and accelerate creation or operations of behavioral health crisis stabilization services in north King County to provide immediate behavioral health care for persons experiencing a mental health or substance use crisis. If these funds exceed what north King County cities require and can utilize for crisis stabilization services, funds may also be used to preserve or improve existing crisis stabilization centers within King County. State funding is noted in DS_015 in the Behavioral Health fund.	1,500,000	0	0.0	0.0
(DS_060) Expand Culturally Appropriate Behavioral Health Services (CLFR Funded) Reappropriate CLFR funds to expand culturally appropriate behavioral health services for King County residents disproportionately impacted by the COVID-19 pandemic.	1,880,000	1,880,000	0.0	0.0
(DS_061) Behavioral Health Services at Health Through Housing (HtH) Facilities (CLFR Funded) Reappropriate CLFR funds to offer and enhance mobile intensive response behavioral health intervention services for individuals who have transitioned from homelessness to HtH facilities across King County.	2,380,000	2,380,000	0.0	0.0
(DS_062) King County Integrated Care Network Behavioral Health Emergency Fund (CLFR Funded) Reappropriate CLFR funds to stabilize the community behavioral health system with a focus on workforce issues, ensuring agency viability, and continuity of services.	4,865,946	4,865,946	0.0	0.0
(DS_063) Expand Peer Support for Behavioral Health Services (CLFR Funded) Reappropriate CLFR funds to support the expansion of community-based, behavioral health peer support services for King County residents living with a behavioral health condition and/or their family members.	954,000	954,000	0.0	0.0
(DS_064) Behavioral Health Services at Permanent Supportive Housing Sites (CLFR Funded) Reappropriate CLFR funds to offer and enhance mobile intensive response behavioral health intervention services for individuals who have transitioned from homelessness to permanent supportive housing sites across King County.	3,560,000	3,560,000	0.0	0.0

**2023-2024 Executive Proposed Operating Budget
BEHAVIORAL HEALTH (EN_A92400)**

Decision Package Adjustment Detail	Expenditures	Revenues	Reg FTE	TLT
(DS_065) Expanded Behavioral Health Services in Rural King County (CLFR Funded) Reappropriate CLFR funds to support expanded access to and utilization of behavioral health services in rural King County.	3,776,000	3,776,000	0.0	0.0
(DS_066) Sobering Center (CLFR Funded) Reappropriate CLFR funds to support a permanent location for the King County Sobering Center.	3,798,782	3,798,782	0.0	0.0
(DS_067) Social Isolation in Youth and Youth Suicide Prevention (CLFR Funded) Reappropriate CLFR funds to support youth suicide prevention services and supports.	2,850,000	2,850,000	0.0	0.0
(DS_082) Intergenerational Programming and Operations within Senior Centers (CLFR Funded) Reappropriate CLFR funding to develop or enhance intergenerational programs to address youth and senior social isolation in communities most affected by the COVID-19 pandemic.	670,854	670,854	0.0	0.0
Administrative Service Changes				
(AC_001) Legislative Policy Manager Add a new position to manage behavioral health legislative and policy areas within BHRD. This dedicated position will enhance BHRD's ability to promote King County behavioral health priorities, analyze and respond to legislative, budget, and policy proposals and inquiries from the state and the County Council. This position will be funded from Medicaid administrative funds.	307,721	0	1.0	0.0
(AC_002) Provider Relations Team Support Add two new positions to support the provider relations team within BHRD. These positions will provide lead and front-line support for contracting and provider relations technical assistance.	543,501	0	2.0	0.0
(AC_004) Integrated Managed Care Project Coordinator and Specialist Convert two TLT positions to FTEs on the BHRD King County Integrated Care Network (KCICN) team. These positions will provide ongoing support for integrated managed care work, including project management of an expanding number of major initiatives and support for the work of KCICN committees and workgroups.	105,670	0	2.0	0.0
(AC_005) Functional Analyst Conversion Convert one TLT position to an FTE to provide information system helpdesk support and technical assistance for internal staff and BHRD network providers. This proposal only requests FTE authority as the position is funded in the base budget as a TLT.	(2,376)	0	1.0	0.0

**2023-2024 Executive Proposed Operating Budget
BEHAVIORAL HEALTH (EN_A92400)**

Decision Package Adjustment Detail	Expenditures	Revenues	Reg FTE	TLT
(AC_006) Trueblood Program Manager Convert one TLT position to an FTE to support ongoing Trueblood settlement work involving services to individuals who experience mental illness and require legal competency restoration services in the community. This proposal only requests FTE authority as the position is funded in the base budget as a TLT.	(2,373)	0	1.0	0.0
(AC_007) Peer Bridger Position Convert one TLT position to an FTE to provide ongoing peer bridger support for clients discharging from Western State Hospital and other long-term bed placements and community hospitals. This proposal only requests FTE authority as the position is funded in the base budget as a TLT.	(2,208)	0	1.0	0.0
(AC_008) Utilization Management (UM) Team Support Convert two TLT positions to FTEs and add one new position to support the UM team for BHRD's hospital and mental health residential section. The UM team performs continuing stay reviews to ensure enrolled clients continue to meet medical necessity criteria for continuation in these intensive residential services. The team also assists providers with notes training, invoice reconciliation, technical assistance with benefit renewals and case consultations. Continuing stay reviews are a new contractual requirement as of 2021.	258,383	0	3.0	0.0
(AC_009) BHRD Integrated Care Network Data Analyst Create a new position to provide data and evaluation support for behavioral health and the Integrated Care Network.	276,522	0	1.0	0.0
(AC_011) Crisis System and Services Support Add two new positions to support the BHRD crisis systems and services (CSS) section. The scope of the CSS section has grown to include oversight of all behavioral health administrative services organization (BH-ASO) work, which has expanded significantly since 2019. The new positions will support CSS section leadership with implementation, coordination, and oversight of BH-ASO work.	553,043	0	2.0	0.0
Technical Adjustments				
(TA_001) Technical Adjustment Adjust the baseline behavioral health budget to align with expected expenditures, including updates to interfund transfers and allocated overhead costs from the DCHS Administrative fund.	(2,931,402)	0	0.0	0.0
(TA_002) Involuntary Treatment Act (ITA) Court Reconciliation Reconcile expenditure transfer to match estimated ITA court costs in legal system agencies.	1,228,793	0	0.0	0.0

**2023-2024 Executive Proposed Operating Budget
BEHAVIORAL HEALTH (EN_A92400)**

Decision Package Adjustment Detail	Expenditures	Revenues	Reg FTE	TLT
(TA_003) Best Starts for Kids Continue the current practice of Best Starts for Kids (BSK) funding a 0.50 FTE position supporting two BHRD programs: trauma response to adverse childhood experiences and school-based screening, brief intervention, and referral to treatment/services.	151,940	158,241	0.0	0.0
(TA_004) Director of Impact and Data Strategy Position Transfer Transfer an existing position for Director of Impact and Data Strategy to the DCHS Administrative fund. Links to TA_004 in the DCHS Administrative fund.	(501,092)	0	(1.0)	0.0
(TA_005) Remove General Fund Transfer to Behavioral Health Eliminate transfer from the General Fund to the Behavioral Health fund that supports multiple behavioral health programs and services. Currently funded programs and services will move to other flexible behavioral health resources. Links to TA_005 in the General Fund.	0	(5,813,000)	0.0	0.0
(TA_006) Reduce MIDD Transfer to Behavioral Health Reduce transfer from the MIDD Fund to the Behavioral Health Fund to align with forecasted financial need. Links to TA_006 in the MIDD Fund.	0	(4,500,000)	0.0	0.0
(TA_007) Reduce Health Through Housing (HtH) Transfer to Behavioral Health Reduce transfer from the HtH fund to the Behavioral Health fund to align with forecasted financial need. Links to TA_007 in the HtH fund.	0	(5,040,142)	0.0	0.0
(TA_050) Revenue Adjustments Adjust budgeted revenues to match current forecast and make technical corrections.	0	744,938	0.0	0.0
(TA_051) Revenue Adjustments Make various technical adjustments to revenue projections, including removing obsolete revenue streams, adjusting anticipated receipts based on revised contracts and new information, and re-aligning revenue sources to correct accounts and accounting categories.	0	34,998,122	0.0	0.0
(TA_110) Net Zero Adjustment Align budget account lines to actual activity.	0	0	0.0	0.0
(TA_111) Overtime Account Adjustment Adjust Overtime account for GWI, FICA, and retirement.	27,588	0	0.0	0.0
(TA_112) Temporary Account Adjustment Adjust Temporary account for GWI and FICA.	41,832	0	0.0	0.0

**2023-2024 Executive Proposed Operating Budget
 BEHAVIORAL HEALTH (EN_A92400)**

Decision Package Adjustment Detail	Expenditures	Revenues	Reg FTE	TLT
(TA_113) Vacancy Rate Adjustment Capture salary savings from employee turnover, without reducing the FTE authority, to increase the accuracy of labor budgeting for this appropriation unit and provide greater transparency.	(655,000)	0	0.0	0.0
(TA_117) Strategic Sourcing Savings Capture savings from contracts strategically negotiated by Procurement.	(1,600)	0	0.0	0.0
Central Rate Adjustments	2,247,792	0	0.0	0.0
Total Decision Package Adjustments	99,418,987	97,700,729	21.0	0.0

**2023 - 2024 Proposed Financial Plan
Behavioral Health Fund / 000001120**

Category	2021-2022 Estimated	2023-2024 Proposed	2025-2026 Projected	2027-2028 Projected
Beginning Fund Balance	(30,952,629)	70,315,126	76,124,716	66,459,833
Revenues				
Federal	21,467,897	21,414,784	22,404,083	23,584,779
COVID Revenues	42,536,458	24,735,582	-	-
MCO-Medicaid	542,667,410	526,464,404	535,980,881	561,197,211
MCO-Non-Medicaid	6,732,659	5,893,900	6,648,336	6,998,703
State HCA Non-Medicaid	77,774,001	103,238,156	104,359,436	109,859,178
State Grants - Other	9,321,053	16,544,834	6,881,893	7,244,569
Taxes (County Millage)	7,451,517	7,754,428	8,095,741	8,446,256
Other	5,188,582	258,200	271,497	285,805
Intergovernmental	9,750,115	8,140,376	7,248,584	7,248,584
General Fund Transfer	5,726,000	-	-	-
Health Through Housing Transfer	8,640,000	12,524,798	13,725,776	15,002,152
MIDD Transfer	15,000,000	15,500,000	15,500,000	15,500,000
Other Interfund Transfers	12,258,289	13,551,327	11,634,817	12,256,116
Total Revenues	764,513,981	756,020,789	732,751,044	767,623,353
Expenditures				
Salaries/Wages and Benefits	40,973,349	54,705,583	55,854,400	59,373,227
Supplies	252,607	370,784	390,473	411,324
Other Operating Charges	535,103,172	628,649,821	643,294,390	677,646,311
COVID Expenditures	42,536,458	24,735,582	-	-
Contributions Other	11,920	-	-	-
Intragovernmental Services	16,758,278	15,841,176	16,268,888	17,261,290
Intragovernmental Contributions	27,610,442	25,908,253	26,607,776	28,230,850
Total Expenditures	663,246,226	750,211,199	742,415,927	782,923,002
Estimated Underexpenditures				
Other Fund Transactions				
Total Other Fund Transactions	-	-	-	-
Ending Fund Balance	70,315,126	76,124,716	66,459,833	51,160,184
Reserves				
Operating Reserve: Non-Medicaid	5,370,943	5,370,943	5,370,943	5,370,943
Rainy Day Reserve	6,003,174	6,003,174	4,484,933	5,104,902
Medical Loss Ratio Reserve	-	9,000,000	9,000,000	9,000,000
Medicaid Contract Termination Reserve	-	10,000,000	10,000,000	10,000,000
Total Reserves	11,374,117	30,374,117	28,855,876	29,475,845
Reserve Shortfall	-	-	-	-
Ending Undesignated Fund Balance	58,941,009	45,750,599	37,603,958	21,684,339

Financial Plan Notes

All financial plans have the following assumptions, unless otherwise noted in below rows.

2023-2024 Proposed Budget ties to PBCS and matches 2023-2024 Estimated.

Outyear revenue and expenditure inflation assumptions are consistent with figures provided by PSB's BFPA guidance.

Revenue Notes:

Outyear revenue inflation assumes national CPI, except as follows:

- Managed Care Organization (MCO)-Medicaid and Non-Medicaid revenue through 2026 is based on utilization trends and past experience.
- County Millage assumes 50% of the August 2022 OEFA forecast.
- Health through Housing sales tax assumes 9% of the August 2022 OEFA forecast.
- Intergovernmental revenues are based on specific contract terms and are not escalated in the out years.
- One-time revenues in 2023-2024 are removed from the out years.

Expenditure Notes:

- Medicaid leakage expense (within Other Operating Charges) assumes 1.5% annual inflation based on past experience. Medicaid leakage is payments to or revenue from other jurisdictions when Medicaid enrollees access services outside their home county.
- One-time expenditures in 2023-2024 are removed from the out years.

Reserve Notes:

- The operating reserve for Non-Medicaid reflects funds provided to DCHS by the state when integrated managed care was implemented, to provide a reserve for non-Medicaid services.
- The Rainy Day reserve represents 60 days of expenditures, excluding those backed by Medicaid, Non-Medicaid, and interfund transfers which are reserved elsewhere.
- A Reserve for Medical Loss Ratio (MLR) has been added. BHRD has a contractual agreement to share the risk of financial loss with one King County behavioral health managed care organization.
- A reserve for contract termination has been added to cover BHRD's financial obligations for Medicaid services in the event a managed care organization terminates its contract with the King County integrated care network. These charges may be incurred for 18 months after the contract is terminated.

Last Updated 9/19/22 by Brandi DeFazio using data from PBCS and BFPA assumptions.

**2023-2024 Executive Proposed Operating Budget
 MENTAL ILLNESS AND DRUG DEPENDENCY FUND (EN_A99000)**

Operating Budget Summary	Expenditures	Revenues	Reg FTE	TLT
2021-2022 Revised Budget	155,849,090	140,172,329	18.0	0.0
Base Budget Adjustments	7,748,743	4,778,421	0.0	0.0
Decision Package Adjustments	20,399,652	40,035,021	5.0	0.0
2023-2024 Executive Proposed Budget	183,997,485	184,985,771	23.0	0.0
2023-2024 Executive Proposed Ordinance	183,998,000	184,986,000	23.0	0.0

Notes

1. The 2021-2022 Revised Budget equals the 2021-2022 Adopted Biennial Budget plus all Adopted Supplementals as of the publication of this document.
2. Adjust base budget to remove 2021-2022 one-time changes including those related to pandemic response, annualize supplemental changes, and update personnel rates. Personnel budgets reflect projected 2023-2024 salary and benefit rates, current position classifications, and step/merit increases.
3. The Executive Proposed Budget is the sum of the Revised Budget, Base Budget Adjustments, and Decision Package Adjustments. All FTEs/TLTs are rounded to the nearest 1/10th of a position and in some cases, rounded numbers may not add up to the FTE/TLT totals in Executive Proposed. In the Executive Proposed Ordinance, expenditure and revenue totals are rounded up to the nearest 1,000 and FTEs and TLTs are rounded up to the maximum monthly FTEs/TLTs in the Biennium.

Decision Package Adjustment Detail	Expenditures	Revenues	Reg FTE	TLT
Direct Service Changes				
(DS_001) MIDD Special Projects Add one-time funding for two initiatives: expansion of the Familiar Faces Vital program and a new youth support services program providing outreach and engagement services in both school-based and school-linked settings.	1,007,000	0	0.0	0.0
(DS_002) MIDD System Improvement Strategies Align funding with programming needs in system improvement strategies and add one-time funding for the emerging issues initiative, as recommended in the MIDD Service Improvement Plan. This proposal continues CLFR-funded expansion of rural behavioral health grants and includes a one-time reduction in the quality coordinated outpatient care initiative.	(2,300,000)	0	0.0	0.0
(DS_003) MIDD Administration and Evaluation Add three positions to support financial management, contract management, the MIDD Advisory Committee, and planning for the next round of MIDD initiatives. This proposal also includes funding for equity-related work focused on cultural healing and behavioral health resilience in BIPOC communities.	1,113,242	0	3.0	0.0

**2023-2024 Executive Proposed Operating Budget
 MENTAL ILLNESS AND DRUG DEPENDENCY FUND (EN_A99000)**

Decision Package Adjustment Detail	Expenditures	Revenues	Reg FTE	TLT
(DS_004) Economic Adjustments for MIDD Initiatives Apply inflationary economic adjustments for nearly all MIDD initiatives as articulated in the MIDD Service Improvement Plan. This proposal is intended to provide equity between County agencies and contracted community providers to maintain services, including recruitment and retention of qualified staff.	7,274,744	0	0.0	0.0
(DS_005) MIDD Recovery and Reentry Strategies Expand services and align funding with programming needs in recovery and reentry strategies. This proposal addresses a funding gap in behavioral health employment services and supported employment and expands the jail reentry system of care initiative. Links to DS_001 in Jail Health Services.	2,665,000	0	0.0	0.0
(DS_006) MIDD Prevention and Early Intervention Strategies Expand five prevention and early intervention strategies to reinforce and expand existing programming. Expanded initiatives include: juvenile justice youth behavioral health assessments; school-based screening, brief intervention and referral to treatment (SBIRT); mental health first aid; sexual assault behavioral health services, domestic violence and behavioral health services and system coordination; and community based outpatient care. This proposal includes one position to support the SBIRT expansion.	3,357,721	0	1.0	0.0
(DS_007) MIDD Crisis Diversion Strategies (DS_007) MIDD Crisis Diversion Strategies Expand three crisis diversion strategies to reinforce and expand existing programming and to replace expiring grant funding. Expanded initiatives include: adult crisis diversion center, respite beds and mobile behavioral health crisis team; multipronged opioid strategies; and co-responder models (expanding RADAR, the north sound navigator program to other unincorporated areas of King County). This proposal includes one position to be a subject matter expert for MIDD juvenile justice initiatives. Links to several decision packages: DS_016 and DS_019-023 in the Public Health Fund, DS_002 in Jail Health Services, and DS_024 in the King County Sheriff's Office.	8,088,721	0	1.0	0.0
Technical Adjustments				
(TA_001) MIDD Technical Adjustments Adjust strategy budgets for annualizations, ending of time-limited expansions, and alignment with expected program costs.	(1,371,914)	0	0.0	0.0
(TA_006) Reduce MIDD Transfer to Behavioral Health Reduce the MIDD Fund transfer to the Behavioral Health Fund to align with forecasted financial need.	(4,500,000)	0	0.0	0.0
(TA_010) MIDD Time-Limited Expansions Reduce the MIDD fund transfer to the Behavioral Health fund to align with forecasted financial need. Links to TA_006 in Behavioral Health.	4,996,604	0	0.0	0.0

**2023-2024 Executive Proposed Operating Budget
 MENTAL ILLNESS AND DRUG DEPENDENCY FUND (EN_A99000)**

Decision Package Adjustment Detail	Expenditures	Revenues	Reg FTE	TLT
(TA_050) Revenue Adjustments Revise budgeted revenues to match current forecast.	0	40,035,021	0.0	0.0
(TA_113) Vacancy Rate Adjustment Capture salary savings from employee turnover, without reducing the FTE authority, to increase the accuracy of labor budgeting for this appropriation unit and provide greater transparency.	(82,000)	0	0.0	0.0
Central Rate Adjustments	150,534	0	0.0	0.0
Total Decision Package Adjustments	20,399,652	40,035,021	5.0	0.0

**2023 - 2024 Proposed Financial Plan
MIDD / 000001135**

Category	2021-2022 Estimated	2023-2024 Proposed	2025-2026 Projected	2027-2028 Projected
Beginning Fund Balance	25,446,536	39,248,599	22,623,273	20,514,616
Revenues				
Local Sales Tax	169,557,281	184,385,771	201,819,255	220,598,830
Other/Interest	300,000	600,000	250,000	250,000
Total Revenues	169,857,281	184,985,771	202,069,255	220,848,830
Expenditures				
Salaries/Wages and Benefits	23,748,605	27,464,957	28,041,721	29,808,350
Supplies	105,500	257,134	270,762	285,112
Contracted Services	105,091,855	122,455,350	123,936,337	129,792,466
Intergovernmental Services	3,197,876	2,853,454	2,930,497	3,109,258
Interfund Transfers	22,911,382	38,280,202	38,698,594	41,059,209
Cascade Hall	6,000,000	-	-	-
Behavioral Health Fund Transfer	15,000,000	15,500,000	15,500,000	15,500,000
	-	-	-	-
Total Expenditures	176,055,218	206,811,097	209,377,912	219,554,394
Estimated Underexpenditures	(20,000,000)	(5,200,000)	(5,200,000)	(5,500,000)
Other Fund Transactions				
Total Other Fund Transactions	-	-	-	-
Ending Fund Balance	39,248,599	22,623,273	20,514,616	27,309,052
Reserves				
Rainy Day Reserve (60 days)	14,671,268	17,234,258	17,448,159	18,296,200
Future Use of West Wing		2,000,000	2,106,000	2,217,618
Total Reserves	14,671,268	19,234,258	19,554,159	20,513,818
Reserve Shortfall	-	-	-	-
Ending Undesignated Fund Balance	24,577,331	3,389,015	960,457	6,795,235

Financial Plan Notes

All financial plans have the following assumptions, unless otherwise noted in below rows.

2023-2024 Proposed Budget ties to PBCS and matches 2023-2024 Estimated.

Outyear revenue and expenditure inflation assumptions are consistent with figures provided by PSB's BFPA guidance.

Revenue Notes:

Estimated and projected revenues reflect the updated revenue forecast per King County Office of Economic and Financial Analysis (OEFA) as of August 26, 2022.

Interest revenue growth is driven by a larger fund balance.

Expenditure Notes:

2021-22 Estimated reflects additions in the 1st, 2nd & 3rd Omnibus Supplementals.

2025-2026 and 2027-2028 are adjusted for one-time and time limited additions/reductions and initiative ramp up.

Reserve Notes:

The Rainy Day Reserve represents 60 days of estimated expenditures.

The Future Use of West Wing Reserve is to set aside funds for Behavioral Health service expansion.

Last Updated 9/16/2022 by Brandi DeFazio using data from PBCS and BFPA assumptions.

CAP Summary by Fund

Budget: 2023-2024 Biennial, Scenario: Executive Proposed, Agency: All, Fund: 3240 DEPARTMENT OF COMMUNITY AND HUMAN SERVICES TECHNOLOGY CAPITAL, Cap Status: Approved, Is IT Proj? Both Yes and No

2023-2024 Biennial - Executive Proposed

3240 DEPARTMENT OF COMMUNITY AND HUMAN SERVICES TECHNOLOGY CAPITAL - Other				
Project Number	Project Name Class Code	Tech Adj	FY23-24	Narratives
1143568	DCHS Contract Management System Replacement Project	✓	\$606,000	<p>Scope: The Department of Community and Human Services (DCHS) Contracts Management System (CMS) Replacement project will leverage an existing King County contract with Agiloft and Deloitte to expedite the configuration and implementation of Agiloft's procurement and contracts lifecycle management software to support the entirety of DCHS. This software will replace three current systems DCHS uses: the current CMS, CDCT (Chemical Dependency Contract Tracking), and Zoomgrants. It may also replace CDIP (Chemical Dependency Invoice Processing).</p> <p>Description of Budget Request: The \$606,000 in requested appropriation will support the final design, implementation, acquisition, and close-out phases of this project as signaled in the 3rd Omnibus request, which provided the initial funding to begin this project. Projected spending includes fully burdened staff time, materials, software acquisition, and project contingency. The budget requested is necessary in order to cover total project costs through the anticipated completion date in 2023; budget authority is needed in order to sign vendor contracts and move forward with implementation.</p>
3240 - DEPARTMENT OF COMMUNITY AND HUMAN SERVICES TECHNOLOGY CAPITAL		Total	\$606,000	
Grand Total			\$606,000	

**2023-2024 Capital Financial Plan
DCHS Technology Capital Fund / 000003240**

Capital Improvement Program (CIP) Budget

	2021-2022 Estimated Ending Balance (Biennium ITD Balance)	2023-2024 Proposed	2023-2024 Total (Balance + Budget)	2025-2026 Projected	2027-2028 Projected
Capital Budget Revenue Sources:					
Transfer from Operating	-	-	-	-	-
Behavioral Health Fund	-	-	-	-	-
Community Services Operating	-	-	-	-	-
DCHS Administration Fund	-	606,000	606,000	-	-
	-	-	-	-	-
Total Capital Revenue	\$ -	\$ 606,000	\$ 606,000	\$ -	\$ -
Capital Appropriation:					
IMC Ph II	-	-	-	-	-
Contract Management System (CMS) Replacement	-	606,000	606,000	-	-
	-	-	-	-	-
	-	-	-	-	-
Total Capital Appropriation	\$ -	\$ 606,000	\$ 606,000	\$ -	\$ -

CIP Fund Financial Position

	2021-2022 Biennial-to-Date Actuals	2021-2022 Estimated	2023-2024 Biennial-to-Date Actuals	2023-2024 Estimated	2025-2026 Projected	2027-2028 Projected
Beginning Fund Balance	119,524	119,524	-	0	0	0
Capital Funding Sources						
Best Starts for Kids Levy	841,866	841,785	-	-	-	-
Veterans Seniors & Human Services Levy	475,801	475,744	-	-	-	-
Employment & Education Resources Fund	198,519	198,523	-	-	-	-
Developmental Disabilities Fund	-	-	-	-	-	-
Mental Illness and Drug Dependency Fund	-	-	-	-	-	-
Behavioral Health Fund	3,500,000	6,594,962	-	-	-	-
Veterans Services Fund	66,060	66,060	-	-	-	-
Community Services Operating	-	330,000	-	-	-	-
DCHS Administration Fund	-	-	-	606,000	-	-
	-	-	-	-	-	-
	-	-	-	-	-	-
Total Capital Revenue	\$ 5,082,246	\$ 8,507,073	\$ -	\$ 606,000	\$ -	\$ -
Capital Expenditures						
CMIS	1,556,945	1,609,888	-	-	-	-
CORE	6,226	91,881	-	-	-	-
IMC Ph II	3,463,983	6,594,828	-	-	-	-
CMS Replacement	-	330,000	-	606,000	-	-
	-	-	-	-	-	-
Total Capital Expenditures	\$ 5,027,154	\$ 8,626,597	\$ -	\$ 606,000	\$ -	\$ -
Other Fund Transactions						
	-	-	-	-	-	-
Ending Fund Balance	174,616	0	\$ -	0	0	0
Ending Fund Balance designated to current projects*	\$ 174,616	\$ -	\$ -	\$ -	\$ -	\$ -
Reserves						
	-	-	-	-	-	-
Total Reserves	\$ -	\$ -	\$ -	\$ -	\$ -	\$ -
Projected Shortfall	-	-	-	-	-	-
	-	-	-	-	-	-
Ending Undesignated Fund Balance	\$ -	\$ 0	\$ -	0	0	0

Financial Plan Notes

CIP Budget Notes:

All financial plans have the following assumptions, unless otherwise noted in below rows.
 2021-2022 Estimated Ending Balance column reflects the best estimate of the inception to date budget balances and actual balances after 2021 is closed.
 2023-2024 Proposed Budget is consistent with PIC for 2023-2024 Executive Proposed Budget.
 2023-2024 Total Budget sums the Estimated Ending Balance Budget and the 2023-2024 Budget.
 Outyear revenue and expenditure budget assumptions tie to the outyears of the Ordinance Attachment by Fund report in PIC, with exceptions explicitly noted.

Revenue Notes:

Each of the four approved projects has its own mix of revenue sources.

Appropriation Notes:

None

CIP Fund Financial Position:

All financial plans have the following assumptions, unless otherwise noted in below rows.
 Biennial to Date (BTD) expenditures and revenue reflect EBS totals for budgetary accounts as of the most recent closed month.
 2021-2022 Actuals reflect 2021-2022 amounts in EBS.
 2021-2022 Estimated column reflects the best estimate for the biennium based on actuals and should be informed by the fund's spending plan.
 Outyear revenue projections and expenditure estimates are based on the most recent projections and reflect current project plans.

Revenues Notes:

Expenditure Notes:

Reserve Notes:

*Fund balance designated to current projects is for projects that are already appropriated. This fund balance cannot be used for other projects without disappropriating projects or creating a shortfall in the fund.

Add date data pulled, from what system, and by whom: 9/1/22, Oracle EBS, DCHS Staff

Add date the financial plan was last updated and by whom: 9/13/2022, by PSB Staff

PUBLIC HEALTH - SEATTLE & KING COUNTY

MISSION

Public Health — Seattle & King County (PHSKC) works to identify and promote the conditions under which all people can live within healthy communities and can achieve optimum health. .

OVERVIEW

PHSKC provides services to every King County resident and visitor; however, the department works to prioritize the greatest needs while assuring, at a population-level, the protection of health for the entire region. Complexities include health inequalities that are being addressed in the context of racism as a public health crisis, emerging infections, the opioid crisis, and homelessness. PHSKC must also deliver linguistically and culturally appropriate information about public health issues in an increasingly diverse community. To meet these varied challenges, PHSKC strives within its complex funding environment to partner with communities and stakeholders, use research and data to understand root causes and measure results, and leverage its expertise across a wide range of services.

A strength of the department is that it operates many different services. PHSKC is organized into eight areas:

- **Cross-cutting services:** Includes the Assessment, Policy Development, and Evaluation (APDE) unit; Communications; Preparedness; Health Policy and Planning; and local government relations including the King County Board of Health.
- **Prevention:** Serves the community by monitoring, investigating, controlling, and preventing transmission of over 60 notifiable communicable diseases. The division also includes the Medical Examiner's Office and Vital Statistics.
- **Chronic Disease and Injury Prevention:** Addresses some of the leading causes of chronic diseases and injuries and their social determinants.

- **Community Health Services (CHS):** Provides direct services to King County's most vulnerable individuals through Parent-Child Health, Family Planning, Oral Health, Primary Care, and a variety of community partnership programs.
- **Environmental Health (EH):** Focuses on prevention of disease through sanitation, safe food and water, proper disposal of wastes and toxics, and promoting safe and healthy environmental conditions throughout King County for the benefit of all residents and visitors.
- **Emergency Medical Services (EMS):** Operates a coordinated regional partnership providing a continuum of care for people in need of emergency medical care.
- **Jail Health Services:** Provides health services to detained individuals by assessing and stabilizing serious health problems with a focus on transitioning patients back to services in the community.
- **Administrative Services:** Includes finance, compliance, electronic health record and billing management, contracts, procurement, real estate services, and human resources.

**2023-2024 Executive Proposed Operating Budget
PUBLIC HEALTH (EN_A80000)**

Operating Budget Summary	Expenditures	Revenues	Reg FTE	TLT
2021-2022 Revised Budget	826,353,037	811,629,892	877.4	14.6
Base Budget Adjustments	(342,388,219)	(352,582,364)	1.2	(14.1)
Decision Package Adjustments	97,159,484	149,015,204	42.0	2.3
2023-2024 Executive Proposed Budget	581,124,302	608,062,732	920.6	2.8
2023-2024 Executive Proposed Ordinance	581,125,000	608,063,000	920.6	4.8

Notes

1. The 2021-2022 Revised Budget equals the 2021-2022 Adopted Biennial Budget plus all Adopted Supplementals as of the publication of this document.
2. Adjust base budget to remove 2021-2022 one-time changes including those related to pandemic response, annualize supplemental changes, and update personnel rates. Personnel budgets reflect projected 2023-2024 salary and benefit rates, current position classifications, and step/merit increases. Adjustment of 1.2 FTE corrects an error from 2021-2022 that mistakenly removed the FTE authority from the base budget mid-biennium.
3. The Executive Proposed Budget is the sum of the Revised Budget, Base Budget Adjustments, and Decision Package Adjustments. All FTEs/TLTs are rounded to the nearest 1/10th of a position and in some cases, rounded numbers may not add up to the FTE/TLT totals in Executive Proposed. In the Executive Proposed Ordinance, expenditure and revenue totals are rounded up to the nearest 1,000 and FTEs and TLTs are rounded up to the maximum monthly FTEs/TLTs in the Biennium.

Decision Package Adjustment Detail	Expenditures	Revenues	Reg FTE	TLT
Direct Service Changes				
(DS_001) Access and Outreach ORCA Low Income Fare Transit (LIFT) Expansion Expand the ORCA LIFT program funded by Sound Transit by adding a program manager and contracting with two community agencies servicing the BIPOC community to add ORCA LIFT enrollment locations.	488,893	560,000	1.0	0.0
(DS_002) Renton Dental Access Expansion Add an operatory at the Renton Dental clinic, bringing the clinic up to seven operatories, to increase capacity and access for patients. The cost will be covered by patient-generated revenue from additional visits.	145,000	145,000	0.0	0.0
(DS_003) Childcare Health Program Expanded Staffing Add positions to the Child Care Health Program to support a language and cultural access project, an evaluation coordinator, and an Equity and Social Justice communications specialist to better meet the health and safety needs of 2,000 Seattle and King County child care programs and the tens of thousands of children in their care. Funded by Seattle's Department of Education and Early Learning.	892,272	1,118,737	3.0	0.0

**2023-2024 Executive Proposed Operating Budget
PUBLIC HEALTH (EN_A80000)**

Decision Package Adjustment Detail	Expenditures	Revenues	Reg FTE	TLT
(DS_004) Tuberculosis Epidemiologic Studies Consortium III Contract Participate in a federal study to support the national goal of tuberculosis elimination by identifying the best approaches to decrease the prevalence of untreated latent Tuberculosis infection among non-U.S.–born persons living in the United States. Includes an epidemiologist as well as subcontract and supplies expenses funded by a grant from the Centers for Disease Control and Prevention through March 2026.	1,177,227	1,311,450	1.0	0.0
(DS_005) Epidemiology and Laboratory Capacity OneHealth Grant Expand capacity to address zoonotic and emerging diseases by adding a TLT epidemiologist and program manager for the OneHealth project. Funded by a grant from the Washington State Department of Health.	359,059	468,029	0.0	0.0
(DS_006) Epidemiology and Laboratory Capacity Healthcare Associated Infections Grant Enhance capacity to respond to healthcare associated infections by adding two TLT public health nurses and a TLT epidemiologist. Funded by a grant from the Washington State Department of Health.	709,608	876,500	0.0	2.3
(DS_007) Centers for Disease Control and Prevention (CDC) STD Cooperative Agreement Positions Add four disease and research intervention specialists funded by a five-year CDC grant to strengthen sexually transmitted disease prevention and control strategies for chlamydia, gonorrhea, and syphilis.	932,911	937,540	4.0	0.0
(DS_008) National HIV Behavioral Surveillance Grant Increase Expand behavioral surveillance work among persons at high risk for human immunodeficiency virus (HIV) infection. Additional grant funding through 2026 from the National HIV Behavioral Surveillance program will support two program managers as well as temporary and contract staff for this expanded work.	678,531	803,734	2.0	0.0
(DS_009) National Institutes of Health Syphilis Grant Work with University of Washington on a National Institutes of Health research project through May 2026 by providing specimens from our Public Health Laboratory for a syphilis study. The study also supports a portion of an existing Prevention Sexually Transmitted Disease program epidemiologist's salary to create study datasets from Sexual Health Clinic data.	204,835	268,210	0.0	0.0
(DS_012) Expand Capacity for Five Dental Clinics Provide access to safe, high-quality dental care through the addition of dental assistants to Public Health Center dental clinics. These staff enable additional visits and patient-generated revenue, which will cover the labor costs for these positions.	778,391	1,000,000	4.0	0.0

**2023-2024 Executive Proposed Operating Budget
PUBLIC HEALTH (EN_A80000)**

Decision Package Adjustment Detail	Expenditures	Revenues	Reg FTE	TLT
(DS_013) Foundational Public Health Services Funding Add new ongoing State Foundational Public Health Services funding and positions to support programs in Communicable Disease, Maternal Child Health, Assessment, and Infrastructure.	7,826,127	11,220,000	22.7	0.0
(DS_014) Youth Marijuana Prevention Add marijuana harm reduction programs and youth prevention programs through community-directed investments in communities affected by past marijuana policies that disproportionately harmed Black, Indigenous, and People of Color (BIPOC). Funded by the marijuana excise tax.	220,000	220,000	0.0	0.0
(DS_016) Public Health Overdose Prevention and Drug User Health Staffing Continue to address the overdose epidemic by serving the community's most marginalized individuals by converting TLTs to FTEs and funding staff previously backed by grants. Funding from the Mental Illness and Drug Dependency (MIDD) fund in DS_007.	1,224,724	1,917,000	4.0	0.0
(DS_018) COVID Response Programs (CLFR Funded) Reappropriate CLFR and other external funding to sustain scaled down COVID response through 2023-2024 as the department implements adjustments due to reduced availability of Federal funding and decreasing demand for services like testing and vaccination.	37,860,969	37,860,969	0.0	0.0
(DS_019) Overdose Prevention in Harm Reduction Agencies Contract with community-based agencies and enhance the Public Health response to overdose by expanding harm reduction. Funding from the Mental Illness and Drug Dependency (MIDD) fund in DS_007.	200,000	200,000	0.0	0.0
(DS_020) 24/7 Buprenorphine Teleprescribing Establish a 24/7 access line for individuals to receive a prescription for buprenorphine medications for Opioid Use Disorders. Enabled by changes to teleprescribing laws, the program will start individuals on buprenorphine via phone or video visit, driven by evidence that buprenorphine, an opioid treatment medication, reduces overdose by 50%. Funding from the Mental Illness and Drug Dependency (MIDD) fund in DS_007.	800,000	800,000	0.0	0.0
(DS_021) Continue Opioid Communications Campaigns Continue ongoing communications campaigns to inform the community of overdose risks and promote anti-stigma messaging. This proposal would fund the ongoing promotion of these campaigns and possibly support new campaigns depending on local needs. Funding from the Mental Illness and Drug Dependency (MIDD) fund in DS_007.	500,000	500,000	0.0	0.0

**2023-2024 Executive Proposed Operating Budget
PUBLIC HEALTH (EN_A80000)**

Decision Package Adjustment Detail	Expenditures	Revenues	Reg FTE	TLT
(DS_022) Council for Expert Advisor on Drug Use Contract with a community-based organization to lead and facilitate a council of individuals with lived and living experience with drug use. The program will focus on those that are marginalized by our health systems and drive improvements to stop overdose. Funding from the Mental Illness and Drug Dependency (MIDD) fund in DS_007.	200,000	200,000	0.0	0.0
(DS_023) Community-based Train the Trainer Engage with six community-based agencies that work with underserved communities experiencing disproportionate overdose outcomes to co-design overdose prevention training with PH staff. This proposal will provide a stipend to each participating agency. Funding from the Mental Illness and Drug Dependency (MIDD) fund in DS_007.	115,000	115,000	0.0	0.0
(DS_026) Regional Peacekeepers Collective Extend contract funding for the Regional Peacekeepers Collective to address the regional gun violence crisis. Funded by 2021-2022 program savings, a contribution from the City of Seattle, and Federal funding from the American Rescue Plan Act, the program will extend contracts initiated in 2021 with community-based organizations.	12,038,132	10,000,000	0.0	0.0
(DS_028) COVID-19 and Health Equity (CHE) Grant Extension and Continuing Equity Operations Extend the CDC CHE Grant to maintain Public Health's collaboration with community organizations to address COVID-19 and the social determinants of health through community programs and policy and system changes.	9,216,000	9,600,000	0.0	0.0
Administrative Service Changes				
(AC_001) Adult Dental Program Management Add program management support for the new adult dental program created in 2021 to expand dental service access for uninsured individuals. This proposal would shift contracting budget to raise the staffing allocation from 1.6 FTE to 2.0 FTE. The target demographic for this effort is King County residents who are ineligible for Medicaid because of their immigration status.	0	0	0.4	0.0
(AC_002) School Based Health Center Data Management System Consolidate School Based Health Center data sets securely to a centralized storage location. Using Best Starts for Kids revenue in TA_100 and a grant from the Washington Association of Community Health, transfer funding to the Public Health IT capital fund 3230 for the new data management system in project 1143728.	498,939	150,000	0.0	0.0

**2023-2024 Executive Proposed Operating Budget
PUBLIC HEALTH (EN_A80000)**

Decision Package Adjustment Detail	Expenditures	Revenues	Reg FTE	TLT
(AC_003) Best Starts for Kids (BSK) Co-Lead Position and Position Reclass Add a BSK co-lead position in Public Health and revenue to reclass a strategy manager position in the Prenatal-to-Five program. This proposal is associated with AC_003 (position reclass) and AC_004 (BSK co-lead) in the Best Starts for Kids fund.	449,326	615,252	1.0	0.0
(AC_007) Human Resource Position Transfer Transfer an employee labor relations position from the Public Health fund to the Public Health Administration fund to better align program activity with position reporting structure. This proposal is associated with AC_007 in the Administration fund.	(354,127)	0	(1.0)	0.0
(AC_011) Access and Outreach Modernization and Enhancement Track and target enrollments for healthcare and other benefits for the Access and Outreach program. Using fund balance from 2022 Medicaid Administrative Claiming revenue, transfer funding to the Public Health IT capital fund 3230 for the new data and reporting system in project 1143842.	750,750	0	0.0	0.0
(AC_013) Sexual Health Clinic Partner Notification via Texting Develop a texting platform to notify sex partners and increase Public Health's capacity to provide assistance to more people with sexually transmitted infections through a partner notification platform. Using fund balance from 2022 state revenue, transfer funding to the Public Health IT capital fund 3230 for a text notification system in project 1143732.	406,399	0	0.0	0.0
Technical Adjustments				
(TA_001) Public Health Laboratory Adjustments Adjust Public Health Laboratory fee revenues to match expenses as required by Board of Health code. This proposal includes additional part-time staff increases to address staff capacity needs to respond to growing test volumes, while adjusting test fee expenses across the department based on anticipated test volumes for 2023-2024. Related to TA_001 in Jail Health.	1,672,883	1,259,509	0.9	0.0
(TA_002) Harborview Medical Center Contract Medical Staffing Salary Increase Increase expenditure authority for the Public Health Sexual Health Clinic's medical staffing contract with Harborview Medical Center (HMC), backed by the General Fund. In 2022, HMC implemented salary increases from 6-12% for most medical staff which, in turn, will increase the contract costs for the operation of the Sexual Health Clinic.	600,000	600,000	0.0	0.0

**2023-2024 Executive Proposed Operating Budget
PUBLIC HEALTH (EN_A80000)**

Decision Package Adjustment Detail	Expenditures	Revenues	Reg FTE	TLT
(TA_003) Medical Chiefs and Medical Records Overhead Allocation Allocate the Health Information Technology team, Electronic Medical Records, Pharmacy Chief, Nursing Chief, Dental Chief and Infolinx costs to Community Health Services and Prevention within this fund, as well as Jail Health through TA_003.	(439,318)	0	0.0	0.0
(TA_006) Harborview Medical Center and Ninth and Jefferson Building Operating Expense Adjustment Increase budget for facility operating expenses from the University of Washington Real Estate Services for the Public Health Laboratory and Tuberculosis program spaces located at Harborview Medical Center and the Sexual Health Clinic location at the Ninth and Jefferson Building. This proposal also removes existing budget for the Vital Statistics program, previously located at the Ninth and Jefferson Building, which relocated to the King Street Center in 2022. Related to TA_006 in the Medical Examiner's Office.	(115,634)	0	0.0	0.0
(TA_007) Prevention Division Grant and Contract Updates Update existing grants and contracts that were previously approved in the 2021-2022 budget or supplemental process. This funding supports HIV, STD, and Tuberculosis programs.	5,663,247	10,169,235	0.0	0.0
(TA_008) Administration/Cross-Cutting Division Grant and Position Updates Update existing grant revenue, including the expected end of a preparedness grant and expenditure adjustments including a position reclassification.	(289,718)	(346,488)	(1.0)	0.0
(TA_011) Reproductive Care Access Funding Continue program for reproductive care emergency access. Includes half of the appropriation from Ordinance 19467 for the Northwest Abortion Access Fund estimated to be unspent at the end of 2022. Also includes an appropriation to support the local healthcare system as announced in June 2022.	750,000	0	0.0	0.0
(TA_050) Revenue Adjustments Revise budgeted revenues to match current forecast.	0	49,738,308	0.0	0.0
(TA_052) Community Health Services Revenue/Expense True-up Adjust revenues and expenditures for technical changes such as inflation adjustments and updated costs to match grant revenues across programs including respite services and maternal health.	3,728,269	3,377,049	0.0	0.0

**2023-2024 Executive Proposed Operating Budget
PUBLIC HEALTH (EN_A80000)**

Decision Package Adjustment Detail	Expenditures	Revenues	Reg FTE	TLT
(TA_095) Public Health Administration Fund Overhead Allocation Allocate Public Health Administration Fund expenses and county central rate expenses to divisions within the Public Health Fund, Emergency Medical Services Fund, Environmental Health Fund, Jail Health Services Division, and Medical Examiner's Office. Expenses allocated include Public Health human resources, office of the director, and other department-wide administrative, management and support services, and some County central rates.	1,124,615	0	0.0	0.0
(TA_096) Public Health Division Overhead Allocations Allocate department and County overhead costs to the cost center level. Costs allocated include information technology, division overhead, department overhead, and County central rates.	(127,412)	0	0.0	0.0
(TA_100) BSK Implementation Plan Adjustments Adjust revenues and non-labor expenditures to match the adopted BSK Implementation Plan. Associated with Best Starts for Kids AC_003 and TA_001.	2,320,712	3,330,171	0.0	0.0
(TA_110) Net Zero Adjustments Adjust accounts and cost centers to better reflect coding for anticipated revenues and expenditures.	0	(1)	0.0	0.0
(TA_111) Overtime Account Adjustment Adjust Overtime account for GWI	48,134	0	0.0	0.0
(TA_112) Temporary Account Adjustment Adjust Temporary account for GWI	65,590	0	0.0	0.0
(TA_113) Vacancy Rate Adjustment Capture salary savings from employee turnover, without reducing the FTE authority, to increase the accuracy of labor budgeting for this appropriation unit and provide greater transparency.	(3,545,996)	0	0.0	0.0
(TA_117) Strategic Sourcing Savings Capture savings from contracts strategically negotiated by Procurement.	(33,800)	0	0.0	0.0
Central Rate Adjustments	7,418,946	0	0.0	0.0
Total Decision Package Adjustments	97,159,484	149,015,204	42.0	2.3

**2023 - 2024 Proposed Financial Plan
Public Health / 00001800**

Category	2021-2022 Estimated	2023-2024 Executive Proposed	2025-2026 Projected	2027-2028 Projected
Beginning Fund Balance	33,865,855	10,215,190	37,153,618	12,656,252
Revenues				
Licenses and Permits	500,000	1,035,000	1,062,137	1,090,120
Federal Grants Direct	67,453,690	88,218,187	56,117,889	57,576,531
Federal Shared Revenues	118,051,637	-	-	-
Federal Grants Indirect	104,035,361	103,538,121	51,909,236	53,258,484
State Grants	9,345,717	10,464,572	10,738,944	11,021,870
State Entitlements	35,594,507	49,075,368	49,075,368	49,075,368
Grants from Local Units	12,251,196	12,869,080	12,869,080	12,869,080
Charge for Services	208,397,037	156,560,491	159,691,701	162,885,535
Fines and Forfeits	-	6,000	6,157	6,320
Miscellaneous Revenue	6,514,805	2,631,346	2,700,338	2,771,480
Transfers In	189,222,463	183,664,567	192,847,795	202,490,185
Total Revenues	751,366,412	608,062,732	537,018,645	553,044,972
Expenditures				
Wages and Benefits	316,139,327	277,718,163	272,725,426	289,977,052
Supplies	28,950,914	25,775,034	11,807,303	12,429,448
Services-Other Charges	354,522,158	202,128,885	199,357,105	209,861,544
Intragovernmental Services	72,756,468	73,236,494	75,241,639	79,852,339
Capital Outlay	1,395,364	374,316	393,944	414,702
Debt Service	191,259	-	-	-
Intragovernmental Contributions	1,061,589	1,891,412	1,990,594	2,095,482
Total Expenditures	775,017,078	581,124,304	561,516,011	594,630,567
Estimated Underexpenditures				
Other Fund Transactions				
Total Other Fund Transactions	-	-	-	-
Ending Fund Balance	10,215,190	37,153,618	12,656,252	(28,929,344)
Reserves				
Expenditure Reserve (Restricted)	-	-	-	-
Rainy Day Reserve (60 days)	22,888,085	15,197,481	19,752,756	21,451,201
Reserve for Out Years	-	21,956,137	-	-
Total Reserves	22,888,085	37,153,618	19,752,756	21,451,201
Reserve Shortfall	12,672,895	-	7,096,504	50,380,545
Ending Undesignated Fund Balance	-	-	-	-

Financial Plan Notes

All financial plans have the following assumptions, unless otherwise noted in below rows.

2023-2024 Proposed Budget ties to PBCS and matches 2023-2024 Estimated.

Outyear revenue and expenditure inflation assumptions are consistent with figures provided by PSB's BFPA guidance.

Revenue Notes:

Out year revenue estimates are based on 50% of OEFA increases for all accounts except State Entitlements and Grants from Local Units, which remain flat, and Charge for Services, which is based on a 2% for Patient Generated Revenue inflation assumptions. Transfers In is based on a 2.5% annual increase aligned with the Best Starts for Kids Implementation Plan Budget. \$48.5M in projected FEMA revenue (billed through OEM) is included in 2023-2024 revenue; however, expenditures are in the 2021-2022 biennium. COVID one-time revenues removed from out year projections.

Expenditure Notes:

COVID one-time expenditures removed from out year projections.

Reserve Notes:

The rainy day reserve was calculated using a 60 day expenditures average, adjusted for grants and inter-County revenues, including KC General Funds, Best Starts for Kids, the Mental Illness and Drug Dependency and Veterans, Seniors and Human Services Levy.

"Reserve for Out Years" is funding needed to close the structural budget gap in out years.

Last Updated 9/6/2022 by Laura Pitarys using data from PBCS and BFPA assumptions.

**2023-2024 Executive Proposed Operating Budget
PUBLIC HEALTH ADMINISTRATION (EN_A89000)**

Operating Budget Summary	Expenditures	Revenues	Reg FTE	TLT
2021-2022 Revised Budget	32,432,993	31,864,996	75.0	0.0
Base Budget Adjustments	1,993,031	271,118	0.0	0.0
Decision Package Adjustments	775,556	3,065,462	7.2	1.0
2023-2024 Executive Proposed Budget	35,201,580	35,201,576	82.2	1.0
2023-2024 Executive Proposed Ordinance	35,202,000	35,202,000	82.2	1.0

Notes

1. The 2021-2022 Revised Budget equals the 2021-2022 Adopted Biennial Budget plus all Adopted Supplementals as of the publication of this document.
2. Adjust base budget to remove 2021-2022 one-time changes including those related to pandemic response, annualize supplemental changes, and update personnel rates. Personnel budgets reflect projected 2023-2024 salary and benefit rates, current position classifications, and step/merit increases.
3. The Executive Proposed Budget is the sum of the Revised Budget, Base Budget Adjustments, and Decision Package Adjustments. All FTEs/TLTs are rounded to the nearest 1/10th of a position and in some cases, rounded numbers may not add up to the FTE/TLT totals in Executive Proposed. In the Executive Proposed Ordinance, expenditure and revenue totals are rounded up to the nearest 1,000 and FTEs and TLTs are rounded up to the maximum monthly FTEs/TLTs in the Biennium.

Decision Package Adjustment Detail	Expenditures	Revenues	Reg FTE	TLT
Administrative Service Changes				
(AC_001) King County Board of Health Restructure Add an administrator to meet new state requirements, as the King County Board of Health will expand in size next year. New resources are needed to meet the expanded operational needs.	345,190	0	1.0	0.0
(AC_002) Administrative Infrastructure Add positions to support workload increases due to the major fund designation and to mitigate compliance risk. This decision package adds capacity in contracting, finance, administration, and program management.	1,630,793	0	4.2	1.0
(AC_004) Occupational Health Program Advance Practice Nurse Specialist Add Advance Practice Nurse Specialist (APNS) to the Occupational Health Program to meet regulatory requirements for the occupational health program, particularly for clinical staff.	385,158	0	1.0	0.0
(AC_007) Human Resource Position Transfer Transfer an employee labor relations position from the Public Health fund to the Public Health Administration fund to better align program activity with position reporting structure. Associated with AC_007 in Public Health.	354,127	0	1.0	0.0
Technical Adjustments				

**2023-2024 Executive Proposed Operating Budget
PUBLIC HEALTH ADMINISTRATION (EN_A89000)**

Decision Package Adjustment Detail	Expenditures	Revenues	Reg FTE	TLT
(TA_050) Revenue Adjustment Revise budgeted revenues to match the budgeted expenditures.	0	3,065,462	0.0	0.0
(TA_095) Public Health Administration Fund Overhead Allocation Allocate Public Health Administration Fund expenses and county central rate expenses to divisions within the Public Health Fund, Emergency Medical Services Fund, Environmental Health Fund, Jail Health Services Division, and Medical Examiner's Office. Expenses allocated include Public Health human resources, office of the director, and other department-wide administrative, management and support services, and some county central rates.	0	0	0.0	0.0
(TA_111) Overtime Account Adjustment Adjust Overtime account for GWI	7,353	0	0.0	0.0
(TA_112) Temporary Account Adjustment Adjust Temporary account for GWI	9,771	0	0.0	0.0
(TA_113) Vacancy Rate Adjustment Capture salary savings from employee turnover, without reducing the FTE authority, to increase the accuracy of labor budgeting for this appropriation unit and provide greater transparency.	(119,000)	0	0.0	0.0
Central Rate Adjustments	(1,837,836)	0	0.0	0.0
Total Decision Package Adjustments	775,556	3,065,462	7.2	1.0

2023 - 2024 Proposed Financial Plan
Public Health Administration Fund / 000001890

Category	2021-2022 Estimated	2023-2024 Proposed	2025-2026 Projected	2027-2028 Projected
Beginning Fund Balance		-	-	-
Revenues				
Charge for Services	31,820,344	35,201,576	36,028,980	38,277,051
Total Revenues	31,820,344	35,201,576	36,028,980	38,277,051
Expenditures				
Wages and Benefits	22,823,745	28,020,380	28,608,808	30,419,379
Supplies	301,507	468,146	492,695	518,656
Services - Other Charges	1,200,912	1,202,662	1,265,727	1,332,421
Intragovernmental Services	6,224,493	5,402,098	5,547,955	5,886,380
Capital Outlay	-	7,620	8,020	8,442
Debt Service	-	80,478	85,136	89,888
Intragovernmental Contributions	1,090,185	20,192	20,639	21,886
Applied Overhead	179,500	-	-	-
Total Expenditures	31,820,344	35,201,576	36,028,980	38,277,051
Estimated Underexpenditures				
Other Fund Transactions				
Total Other Fund Transactions	-	-	-	-
Ending Fund Balance	-	-	-	-
Reserves				
Total Reserves	-	-	-	-
Reserve Shortfall	-	-	-	-
Ending Undesignated Fund Balance	-	-	-	-

Financial Plan Notes

All financial plans have the following assumptions, unless otherwise noted in below rows.

2023-2024 Proposed Budget ties to PBCS and matches 2023-2024 Estimated.

Outyear revenue and expenditure inflation assumptions are consistent with figures provided by PSB's BFPAs guidance.

Last Updated 8/30/22 by Laura Pitarys using data from PBCS and Q3 2022 BFPAs assumptions.

Reserve Notes:

Costs in this fund are charged through an overhead allocation to other Public Health funds, each of which retains a reserve such that no reserves are required in this fund.

**2023-2024 Executive Proposed Operating Budget
MEDICAL EXAMINER (EN_A87000)**

Operating Budget Summary	Expenditures	Revenues	Reg FTE	TLT
2021-2022 Revised Budget	16,382,518	4,764,308	38.0	4.0
Base Budget Adjustments	680,091	(739,016)	0.0	(4.0)
Decision Package Adjustments	1,580,955	1,061,594	3.0	0.0
2023-2024 Executive Proposed Budget	18,643,564	5,086,886	41.0	0.0
2023-2024 Executive Proposed Ordinance	18,644,000	5,087,000	41.0	0.5

Notes

1. The 2021-2022 Revised Budget equals the 2021-2022 Adopted Biennial Budget plus all Adopted Supplementals as of the publication of this document.
2. Adjust base budget to remove 2021-2022 one-time changes including those related to pandemic response, annualize supplemental changes, and update personnel rates. Personnel budgets reflect projected 2023-2024 salary and benefit rates, current position classifications, and step/merit increases.
3. The Executive Proposed Budget is the sum of the Revised Budget, Base Budget Adjustments, and Decision Package Adjustments. All FTEs/TLTs are rounded to the nearest 1/10th of a position and in some cases, rounded numbers may not add up to the FTE/TLT totals in Executive Proposed. In the Executive Proposed Ordinance, expenditure and revenue totals are rounded up to the nearest 1,000 and FTEs and TLTs are rounded up to the maximum monthly FTEs/TLTs in the Biennium.

Decision Package Adjustment Detail	Expenditures	Revenues	Reg FTE	TLT
Direct Service Changes				
(DS_001) US Department of Justice Pathology Fellow Grant Extend the grant program awarded by the US Department of Justice to support a temporary staff assistant medical examiner.	69,136	62,500	0.0	0.0
(DS_002) Medical Examiner Capacity Expansion Address ongoing and growing gap between capacity and workload at the Medical Examiner's Office. Additional positions will support efforts to reach targeted caseloads; address safety risks; invest in staff well-being; strengthen ESJ strategies within the community; and better prepare MEO to maintain its National Association of Medical Examiners accreditation. Positions include a pathologist, an autopsy technician, and a death investigator.	1,131,417	800,219	3.0	0.0
Technical Adjustments				
(TA_001) Indigent Cremation Fees Expense Increase expenditure authority for the Medical Examiner's Office for known adjustment in fees paid for indigent cremation services.	60,767	0	0.0	0.0

**2023-2024 Executive Proposed Operating Budget
MEDICAL EXAMINER (EN_A87000)**

Decision Package Adjustment Detail	Expenditures	Revenues	Reg FTE	TLT
(TA_006) Ninth and Jefferson Building Operating Expense Adjustment				
Add expenditure for a known Ninth and Jefferson Building space operating expense increase by University of Washington Real Estate Services. Related to TA_006 in Public Health.	46,203	0	0.0	0.0
(TA_050) Revenue Adjustments Adjust revenue to reflect anticipated budget based on known changes.	0	198,875	0.0	0.0
(TA_095) Public Health Administration Fund Overhead Allocation Allocate Public Health Administration Fund expenses and county central rate expenses to divisions within the Public Health Fund, Emergency Medical Services Fund, Environmental Health Fund, Jail Health Services Division, and Medical Examiner's Office. Expenses allocated include Public Health human resources, office of the director, and other department-wide administrative, management and support services, and some county central rates.	210,314	0	0.0	0.0
(TA_096) Public Health Division Overhead Allocations Allocate department and County overhead costs to the cost center level. Costs allocated include information technology, division overhead, department overhead, and County central rates.	127,418	0	0.0	0.0
(TA_110) Net Zero Adjustments Adjust accounts and cost centers to better reflect coding for anticipated revenues and expenditures.	0	0	0.0	0.0
(TA_111) Overtime Account Adjustment Adjust Overtime account for GWI	10,360	0	0.0	0.0
(TA_112) Temporary Account Adjustment Adjust Temporary account for GWI	4,998	0	0.0	0.0
(TA_113) Vacancy Rate Adjustment Capture salary savings from employee turnover, without reducing the FTE authority, to increase the accuracy of labor budgeting for this appropriation unit and provide greater transparency.	(58,000)	0	0.0	0.0
(TA_117) Strategic Sourcing Savings Capture savings from contracts strategically negotiated by Procurement.	(2,200)	0	0.0	0.0
Central Rate Adjustments	(19,458)	0	0.0	0.0
Total Decision Package Adjustments	1,580,955	1,061,594	3.0	0.0

**2023-2024 Executive Proposed Operating Budget
EMERGENCY MEDICAL SVCS (EN_A83000)**

Operating Budget Summary	Expenditures	Revenues	Reg FTE	TLT
2021-2022 Revised Budget	211,076,742	205,017,780	137.3	0.0
Base Budget Adjustments	7,390,733	(1,825,788)	0.3	0.0
Decision Package Adjustments	41,167,377	34,621,018	7.0	0.0
2023-2024 Executive Proposed Budget	259,634,852	237,813,010	144.6	0.0
2023-2024 Executive Proposed Ordinance	259,635,000	237,814,000	144.6	0.0

Notes

1. The 2021-2022 Revised Budget equals the 2021-2022 Adopted Biennial Budget plus all Adopted Supplementals as of the publication of this document.
2. Adjust base budget to remove 2021-2022 one-time changes including those related to pandemic response, annualize supplemental changes, and update personnel rates. Personnel budgets reflect projected 2023-2024 salary and benefit rates, current position classifications, and step/merit increases.
3. The Executive Proposed Budget is the sum of the Revised Budget, Base Budget Adjustments, and Decision Package Adjustments. All FTEs/TLTs are rounded to the nearest 1/10th of a position and in some cases, rounded numbers may not add up to the FTE/TLT totals in Executive Proposed. In the Executive Proposed Ordinance, expenditure and revenue totals are rounded up to the nearest 1,000 and FTEs and TLTs are rounded up to the maximum monthly FTEs/TLTs in the Biennium.

Decision Package Adjustment Detail	Expenditures	Revenues	Reg FTE	TLT
Administrative Service Changes				
(AC_001) Initial Emergency Medical Technician (EMT) and Paramedic Training Increase EMS levy support for Regional EMT Training provided by host agencies and provide funding for Advanced Life Support (ALS) agencies support of the initial Paramedic Training Program at Harborview.	1,604,398	0	0.0	0.0
(AC_002) South King County Medic One Staffing Increase paramedic and paramedic intern positions to prepare King County Medic One for upcoming retirements and increased recruitment and training of new paramedics. This proposal also budgets for retirement payouts.	2,147,582	0	6.0	0.0
(AC_003) EMS Online Replacement Replace 22-year-old custom built training and recertification learning platform to support training of EMS system partners, including EMTs and paramedics employed by fire agencies, cities, etc. Using EMS levy funds and existing appropriation shifted from a consultant budget, transfer funding to the Public Health IT capital fund 3230 for the new learning management system in project 1143729.	1,054,082	0	0.0	0.0
(AC_004) Equity, Inclusion and Belonging (EIB) Manager Add an EIB position to provide support for the regional EMS system including working with external partners, division staff, as well as Public Health and King County staff.	378,262	0	1.0	0.0

**2023-2024 Executive Proposed Operating Budget
EMERGENCY MEDICAL SVCS (EN_A83000)**

Decision Package Adjustment Detail	Expenditures	Revenues	Reg FTE	TLT
Technical Adjustments				
(TA_001) EMS Regional Partner Allocations Increase partner agency allocations consistent with the Medic One/EMS 2020-2025 Strategic Plan. Programs supported by the allocation include Basic Life Support, Advanced Life Support, and Mobile Integrated Healthcare.	21,540,367	0	0.0	0.0
(TA_002) Regional Services and Strategic Initiatives Increase the EMS Regional Services and Strategic Initiatives budgets based on the Medic One/EMS 2020-2025 Strategic Plan.	4,070,516	0	0.0	0.0
(TA_003) King County Medic One Allocation Increase the EMS King County Medic One budget allocation based on the Medic One/EMS 2020-2025 Strategic Plan.	5,182,312	0	0.0	0.0
(TA_004) Contingency Costs Update Adjust contingency budget consistent with 2020-2025 Medic One/EMS Strategic Plan.	3,818,821	0	0.0	0.0
(TA_050) Revenue Adjustments Revise budgeted revenues to match current forecast. Property taxes based on most recent OEFA forecast.	0	34,621,018	0.0	0.0
(TA_095) Public Health Administration Fund Overhead Allocation Allocate Public Health Administration Fund expenses and county central rate expenses to divisions within the Public Health Fund, Emergency Medical Services Fund, Environmental Health Fund, Jail Health Services Division, and Medical Examiner's Office. Expenses allocated include Public Health human resources, office of the director, and other department-wide administrative, management and support services, and some County central rates.	819,620	0	0.0	0.0
(TA_096) Public Health Division Overhead Allocations Allocate department and County overhead costs to the cost center level. Costs allocated include information technology, division overhead, department overhead, and County central rates.	149,423	0	0.0	0.0
(TA_111) Overtime Account Adjustment Adjust Overtime account for GWI	412,554	0	0.0	0.0
(TA_112) Temporary Account Adjustment Adjust Temporary account for GWI	27,882	0	0.0	0.0
(TA_113) Vacancy Rate Adjustment Capture salary savings from employee turnover, without reducing the FTE authority, to increase the accuracy of labor budgeting for this appropriation unit and provide greater transparency.	(744,000)	0	0.0	0.0
(TA_117) Strategic Sourcing Savings Capture savings from contracts strategically negotiated by Procurement.	(19,200)	0	0.0	0.0

**2023-2024 Executive Proposed Operating Budget
EMERGENCY MEDICAL SVCS (EN_A83000)**

Decision Package Adjustment Detail	Expenditures	Revenues	Reg FTE	TLT
Central Rate Adjustments	724,758	0	0.0	0.0
Total Decision Package Adjustments	41,167,377	34,621,018	7.0	0.0



**2023-2024 Proposed Financial Plan
EMERGENCY MEDICAL SERVICE - 000001190**

	2021-2022	2023-2024	2025	2027-2028
	Estimate	Proposed	Projected	Projected
Category				
Beginning Fund Balance	62,103,714	86,807,332	64,985,490	
REVENUES				
PROPERTY TAXES - R3110	213,292,211	232,070,016	119,298,788	0
BUSINESS AND OTHER TAXES - R3130	545,436	500,000	250,000	0
LICENSES AND PERMITS - R3210	12,500	0	0	0
STATE GRANTS - R3340	20,739	2,532	1,266	0
STATE SHARED REVENUES - R3350	50,000	0	0	0
STATE ENTITLEMENTS - R3360	10,238	0	0	0
CHARGE FOR SERVICES - R3410	440,159	369,462	187,717	0
MISCELLANEOUS REVENUE - R3600	257,516	350,000	175,000	0
INTEREST EARNINGS - R3611	826,661	4,421,000	2,413,000	0
PROCEEDS FROM SALE OF CAPITAL ASSETS - R3951	140,755	100,000	50,000	0
TOTAL REVENUES	215,596,215	237,813,010	122,375,771	0
EXPENDITURES				
SALARIES/WAGES - 51100	37,291,193	46,211,317	24,555,406	0
PERSONNEL BENEFITS - 51300	8,908,566	11,590,932	6,027,007	0
SUPPLIES - 52000	2,849,000	4,158,615	2,442,803	0
SERVICES-OTHER CHARGES - 53000	127,644,449	172,734,071	89,990,893	0
INTRAGOVERNMENTAL SERVICES - 55000	12,568,739	14,841,094	7,542,440	0
CAPITAL EXPENDITURES - 56000	414,992	977,116	751,545	0
INTRAGOVERNMENTAL CONTRIBUTIONS - 58000	214,995	2,276,903	872,750	0
CONTINGENCIES - 59800	1,000,000	6,844,804	3,081,764	0
APPLIED OVERHEAD - 82000	663	0	0	0
TOTAL EXPENDITURES	190,892,597	259,634,852	135,264,608	0
OTHER FUND TRANSACTIONS				
Ending Fund Balance	86,807,332	64,985,490	52,096,653	
RESERVES				
Expenditure Reserves	50,999,684	17,243,618	6,920,362	0
Stabilization Reserves	10,400,434	14,998,144	11,823,374	0
Rainy Day Reserve	25,407,214	32,743,728	33,352,917	0
TOTAL RESERVES	86,807,332	64,985,490	52,096,653	0
Ending Undesignated Fund Balance	0	0	0	

Financial Plan Footnotes:

- All financial plans have the following assumptions, unless otherwise noted in below rows:
- 2021-2022 Adopted Budget ties to PBCS.
- Outyear revenue and expenditure inflation assumptions are consistent with figures provided by PSB and/or OEFA.
- Financial Plan covers current 2020-2025 Medic One/EMS Levy.

Revenue Notes:

Property Taxes and interest income based on latest update to August OEFA forecast.

Expenditure Notes:

EMS allocations based on local CPI-W as forecast by OEFA in August; expenditures based on 2020-2025 Medic One/EMS Strategic Plan, EMS Financial Policies and PSB guidance.

Reserve Notes:

Reserves based on King County Financial Policies and 2020-2025 Medic One/EMS Strategic Plan. Stabilization reserves include reserves available to cover results of economic changes. Unused ALS Expenditure Reserves (set aside for potential new ALS unit) released. Funds remain for potential new ALS unit in 2024-2025.

Last Updated Tuesday, August 30, 2022 by Cynthia Bradshaw using data from PBCS and BFPA.

**2023-2024 Executive Proposed Operating Budget
ENVIRONMENTAL HEALTH SERVICES (EN_A85000)**

Operating Budget Summary	Expenditures	Revenues	Reg FTE	TLT
2021-2022 Revised Budget	73,320,749	68,015,856	171.3	3.0
Base Budget Adjustments	1,300,672	(3,007,860)	0.5	(3.0)
Decision Package Adjustments	3,513,600	9,632,306	3.0	1.0
2023-2024 Executive Proposed Budget	78,135,021	74,640,302	174.8	1.0
2023-2024 Executive Proposed Ordinance	78,136,000	74,641,000	174.8	2.0

Notes

1. The 2021-2022 Revised Budget equals the 2021-2022 Adopted Biennial Budget plus all Adopted Supplementals as of the publication of this document.
2. Adjust base budget to remove 2021-2022 one-time changes including those related to pandemic response, annualize supplemental changes, and update personnel rates. Personnel budgets reflect projected 2023-2024 salary and benefit rates, current position classifications, and step/merit increases.
3. The Executive Proposed Budget is the sum of the Revised Budget, Base Budget Adjustments, and Decision Package Adjustments. All FTEs/TLTs are rounded to the nearest 1/10th of a position and in some cases, rounded numbers may not add up to the FTE/TLT totals in Executive Proposed. In the Executive Proposed Ordinance, expenditure and revenue totals are rounded up to the nearest 1,000 and FTEs and TLTs are rounded up to the maximum monthly FTEs/TLTs in the Biennium.

Decision Package Adjustment Detail	Expenditures	Revenues	Reg FTE	TLT
Direct Service Changes				
(DS_003) Increase Funding for the Duwamish Seafood Consumption Program Renew three-year funding from the Environmental Protection Agency cooperative agreement for the period of January 2022 - December 2024. Also increase funding to reflect the higher funding amount awarded to Public Health to continue the Fisher Institutional Control program to benefit the fishers and fish consumption population on the Duwamish River.	1,000,739	1,000,739	0.0	0.0
(DS_004) American Rescue Plan State Environmental Justice Cooperation Build community capacity around virtual indoor air quality and healthy home assessments using a holistic approach to identify recommendations for sustainable and equitable solutions. This project is funded by American Rescue Plan funds through the Environmental Protection Agency cooperative agreement.	100,000	100,000	0.0	0.0
(DS_005) Increase Funding for Hazardous Waste Program Increase spending authority for the Hazardous Waste Management Program to match the Management Coordination Committee (MCC) approved budget for 2023-2024.	209,245	617,110	0.0	0.0

**2023-2024 Executive Proposed Operating Budget
ENVIRONMENTAL HEALTH SERVICES (EN_A85000)**

Decision Package Adjustment Detail	Expenditures	Revenues	Reg FTE	TLT
(DS_006) Update Tonnage Rate Expand illegal dumping complaint response, education, and data management for the Solid Waste program based on the first revenue increase since 2011. The tonnage rate is charged to King County Solid Waste. Associated with TA_002 in Solid Waste.	1,037,634	1,616,078	0.0	0.0
(DS_010) On-site Septic System Permitting Capacity Increase Add staff capacity for on-site sewage system permitting to meet construction demand. Additional staffing support will improve timelines for permitting and address increasing on-site sewage system failure permits.	317,227	0	1.0	0.0
(DS_012) Plumbing Inspection Capacity Increase Add plumbing inspectors to improve Plumbing and Gas Piping Program review timelines and align capacity with demand.	910,862	0	3.0	0.0
(DS_013) Environmental Health Additional Foundational Public Health Spending Allocation Increase the Foundational Public Health Services program to add a program manager as a result of new allocation from the State for programs in Climate Change, Toxicology, Lead Exposure, Homelessness, Water System Capacity, and Safe and Healthy Communities.	323,053	825,000	1.0	0.0
(DS_014) Food Inspection Capacity Restoration Restore positions that were removed with the 2021-2022 budget due to expected decreases in permitted facilities. While the pandemic has had a severe financial impact on food businesses, the overall number of permits issued has stayed about the same, necessitating additional staff.	576,331	0	2.0	0.0
(DS_018) COVID Response Programs (CLFR Funded) Reappropriate CLFR funding to sustain scaled down COVID response through 2023-2024 as the department implements adjustments due to reduced availability of Federal funding and decreasing demand for services like testing and vaccination.	870,465	1,125,368	0.0	0.0
Administrative Service Changes				
(AC_002) Plumbing Fee Study Assess plumbing and gas inspection fees that have not been updated since 2010. Evaluate fees to create a more equitable structure.	164,486	0	0.0	0.0
(AC_003) Technology Enhancements Improve operating and program efficiency through software/technology improvements by purchasing software applications to improve deployment and scheduling, ArcGIS to connect with the new Enterprise Resource Planning (ERP) platform, Smartscreens for tier boards, and data dashboard software. Each investment would fall below the IT capitalization threshold.	150,000	0	0.0	0.0

**2023-2024 Executive Proposed Operating Budget
ENVIRONMENTAL HEALTH SERVICES (EN_A85000)**

Decision Package Adjustment Detail	Expenditures	Revenues	Reg FTE	TLT
(AC_004) Administrative Support Add administrative support position to improve operational efficiency and customer service and enable field staff to focus more on responding to customer needs. Environmental Health has over 100 inspectors that visit over 30,000 facilities annually and need assistance communicating with customers.	210,849	0	1.0	0.0
(AC_005) Food Borne Illness Investigation Costs to CD-EPI Revise the budgeted transfer to the Communicable Disease and Epidemiology (CD-EPI) program to cover staff time supporting food borne illness investigations. The figure aligns with the pre-COVID amounts set in 2019, reversing a temporary reduction during COVID. Aligns with TA_050 in Public Health.	236,212	0	0.0	0.0
(AC_006) Digital Transition Project Continue to fund staff to digitize on-site sewage and drinking water records to save on space costs and staff time and improve the customer experience by enabling customers to access records online. This decision package was approved for the 2021-2022 budget and was delayed due to COVID.	350,966	0	0.0	1.0
(AC_011) Hazardous Waste Program Staff Alignment Move Hazardous Waste positions to Water and Land Resources Division (WLRD) to streamline program management and consolidate program planning, policy, finance, and communications staff in one County division. Contributes to an organizational improvement plan to improve management of a multi-agency program. Aligns with AC_010 in Solid Waste and WLRD.	(2,076,454)	(2,076,454)	(5.0)	0.0
Technical Adjustments				
(TA_001) Budget Corrections Removes a negative expenditure amount from the base budget for supplies and makes other net zero updates to align budget with actual expenditure accounts.	65,824	0	0.0	0.0
(TA_002) Re-baseline Environmental Health Foundational Public Health Services Revise budgeted Foundational Public Health Services (FPHS) amount to correct the baseline and balance revenue with expenditures.	(2,200,934)	0	0.0	0.0
(TA_003) On-Site Septic (OSS) Replacement Project for Low Income Property Owners in King County Re-appropriate funds from the Economy & Climate Equity Capital Pool to replace failing on-site sewage systems located in urban areas that disproportionately affect low-income communities of color.	1,975,000	1,975,000	0.0	0.0
(TA_050) Revenue Adjustments Revise budgeted revenues to match current forecast.	0	4,386,225	0.0	0.0

**2023-2024 Executive Proposed Operating Budget
ENVIRONMENTAL HEALTH SERVICES (EN_A85000)**

Decision Package Adjustment Detail	Expenditures	Revenues	Reg FTE	TLT
(TA_095) Public Health Administration Fund Overhead Allocation Allocate Public Health Administration Fund expenses and county central rate expenses to divisions within the Public Health Fund, Emergency Medical Services Fund, Environmental Health Fund, Jail Health Services Division, and Medical Examiner's Office. Expenses allocated include Public Health human resources, office of the director, and other department-wide administrative, management and support services, and some County central rates.	287,606	0	0.0	0.0
(TA_096) Public Health Division Overhead Allocations Allocate department and County overhead costs to the cost center level. Costs allocated include information technology, division overhead, department overhead, and County central rates.	(10)	0	0.0	0.0
(TA_100) Best Starts for Kids Implementation Plan Adjustments Adjust revenues and non-labor expenditures to match the adopted BSK Implementation Plan.	9,713	63,240	0.0	0.0
(TA_111) Overtime Account Adjustment Adjust Overtime account for GWI	24,452	0	0.0	0.0
(TA_112) Temporary Account Adjustment Adjust Temporary account for GWI	8,408	0	0.0	0.0
(TA_113) Vacancy Rate Adjustment Capture salary savings from employee turnover, without reducing the FTE authority, to increase the accuracy of labor budgeting for this appropriation unit and provide greater transparency.	(756,000)	0	0.0	0.0
(TA_117) Strategic Sourcing Savings Capture savings from contracts strategically negotiated by Procurement.	(8,200)	0	0.0	0.0
Central Rate Adjustments	(273,874)	0	0.0	0.0
Total Decision Package Adjustments	3,513,600	9,632,306	3.0	1.0

**2023 - 2024 Proposed Financial Plan
Environmental Health Fund / 000001850**

Category	2021-2022 Estimated	2023-2024 Proposed	2025-2026 Projected	2027-2028 Projected
Beginning Fund Balance	11,468,522	15,422,403	11,927,684	8,817,593
Revenues				
Licenses and Permits	35,708,305	38,641,000	41,587,687	44,664,717
Federal Grants Direct	5,013,424	3,930,835	3,085,507	3,249,411
Federal Grants Indirect	1,032,016	652,000	676,567	712,506
State Grants	1,363,255	1,359,816	1,349,902	1,421,929
State Entitlements	5,753,313	7,637,870	7,937,684	8,361,216
Charge For Services	15,116,835	16,990,277	18,056,369	19,392,344
Fines and Forfeits	309,197	250,000	253,315	256,932
Miscellaneous Revenue	899,275	1,975,000	-	-
Interest Earnings	279,566	420,000	436,095	458,958
Transfers In	2,025,121	2,783,504	2,931,568	3,108,922
Total Revenues	67,500,307	74,640,302	76,314,694	81,626,935
Expenditures				
Wages and Benefits	42,588,918	54,510,051	56,755,131	60,296,512
Supplies	859,595	547,939	548,822	578,108
Services-Other Charges	6,353,767	7,125,353	6,918,894	7,288,070
Intragovernmental Services	12,527,298	13,835,564	14,873,259	15,773,055
Capital Outlay	935,000	2,070,000	280,598	295,572
Intragovernmental Contributions	281,848	46,114	48,081	50,990
	-	-	-	-
Total Expenditures	63,546,426	78,135,021	79,424,785	84,282,307
Estimated Underexpenditures				
Other Fund Transactions				
Total Other Fund Transactions	-	-	-	-
Ending Fund Balance	15,422,403	11,927,684	8,817,593	6,162,221
Reserves				
Rainy Day Reserves (60 Days)	5,295,536	6,511,252	6,618,732	7,023,526
Program Reserve	10,126,867	5,416,432	2,198,861	-
Total Reserves	15,422,403	11,927,684	8,817,593	7,023,526
Reserve Shortfall	-	-	-	861,305
Ending Undesignated Fund Balance	-	-	-	-

Financial Plan Notes

All financial plans have the following assumptions, unless otherwise noted in below rows.

2023-2024 Proposed Budget ties to PBCS and matches 2023-2024 Estimated.

Outyear revenue and expenditure inflation assumptions are consistent with figures provided by PSB's BFPA guidance.

Revenue Notes:

Rate based revenues were developed with facility counts estimated in coordination with OEFA and rate increase assumptions of CPI+1%.

EHS will conduct the next Rate Study in 2024.

Misc Revenue shown in 2021-2022 and 2023-2024 is related to the Fall Cities project with DLS and is a pass through.

Expenditure Notes:

Additional salary savings is likely, which would reduce expenditures and possibly resolve the reserve shortfall shown in 2027-2028.

Reserve Notes:

Program Reserve is the sum of each programs's ending balance after contributing to the Rainy Day Reserve.

Last Updated 8/30/2022 by Mike Perez using data from PBCS and BFPA assumptions

CAP Summary by Fund

Budget: 2023-2024 Biennial, Scenario: Executive Proposed, Agency: All, Fund: 3230 DEPARTMENT OF PUBLIC HEALTH TECHNOLOGY CAPITAL, Cap Status: Approved, Is IT Proj? Both Yes and No

2023-2024 Biennial - Executive Proposed

3230 DEPARTMENT OF PUBLIC HEALTH TECHNOLOGY CAPITAL - Other				
Project Number	Project Name Class Code	Tech Adj	FY23-24	Narratives
1143728	DPH SBHC DATA HUB STANDALONE		\$498,939	<p>Scope: The new data system will consolidate data sets securely to a centralized storage location. The system will have the ability to merge the extracted data from a variety of Electronic Health Record (EHR) systems that can generate accurate reporting, while also aligning with the National School-Based Health Alliance performance measures and supporting the extraction of the standardized risk assessment and screening tools for further analysis with standard tools like SAS analytical software, Tableau, etc.</p> <p>Description of Budget Request: The total amount requested for includes KCIT & BRC labor (e.g., business analyst, engineering, program manager, software quality assurance, and change management), consulting services, and sales tax. Due to multiple key partners and the complexity of the database functionality, the proposal includes an IT Program Manager to ensure the project meets KCIT standards and protects HIPAA and PII data. Vendor costs will include regular oversight of data collection, extraction, and the data management system to ensure data quality and proper functioning of the system; support for the extraction of the standardized risk assessment and screening for quality improvement; and training and technical assistance for IT and clinical staff. Associated with AC_002 in the Public Health operating fund.</p>
1143729	DPH EMS ONLINE STRIVE STANDALONE		\$2,239,941	<p>Scope: This project will replace a 22-year-old, custom-built training and recertification learning platform while maintaining and improving interface capabilities with the EMS Online Portal and other required EMS systems. Procure a Learning Management Systems (LMS) and Learning Records Store (LRS) to meet the demanding business requirements of the King County EMS Online regional system supporting 7000 existing external customers (primarily external Fire Agencies employing EMTs and paramedics).</p> <p>Description of Budget Request: The STRIVE project implementation and closeout phases are anticipated to begin early in 2023 and complete in 2025. The overall project is included in the 2020-2025 Medic One/EMS Strategic Plan supporting the EMS levy approved on the November 2019 ballot. Associated with AC_003 in the EMS operating fund.</p>

CAP Summary by Fund

Budget: 2023-2024 Biennial, Scenario: Executive Proposed, Agency: All, Fund: 3230 DEPARTMENT OF PUBLIC HEALTH TECHNOLOGY CAPITAL, Cap Status: Approved, Is IT Proj? Both Yes and No

2023-2024 Biennial - Executive Proposed

1143732	DPH SEXUAL HC NOTIFY PARTNER STANDALONE		\$406,399	<p>Scope: This project and improved communication tools will expand the patients' and disease, research, and intervention specialists' (DRIS) options for notifying sex partners and increase Public Health's capacity to provide an additional form of assistance to a vastly larger number of persons with Sexually Transmitted Infections (STIs). The Sexual Health Clinic (SHC) is not currently resourced to notify all partners of a STI, and this technology will expand capacity to do so.</p> <p>Description of Budget Request: The requested appropriation will support project design and implementation, including vendor costs, fully burdened KCIT staff time, and a project contingency. The budget requested is necessary to cover total project costs through the anticipated completion by the end of 2024. Budget authority is needed to sign the vendor contract and move forward with implementation. Associated with AC_013 in the Public Health operating fund.</p>
1143842	DPH ACCESS & OUTREACH DB STANDALONE		\$750,750	<p>Scope: This project will improve our ability to track and target enrollments for healthcare and other benefits for the Access and Outreach program. The project will help reduce health disparities by leveraging modern technology that is flexible and web-based, allowing for real-time updates from the field, with the ability to integrate with other data systems.</p> <p>Description of Budget Request: This investment will go towards the enhancement and modernization of data collection for the Access and Outreach program which has grown in scale and diversity of services provided to the community. The current system was designed around 2002 and is no longer maintained and is not able to be modified to meet the needs of current programs. The requested appropriation will support the design and implementation of a system that would expand data collection and provide flexibility to change with the program over time. Associated with AC_011 in the Public Health operating fund.</p>
3230 - DEPARTMENT OF PUBLIC HEALTH TECHNOLOGY CAPITAL		Total	\$3,896,029	
Grand Total			\$3,896,029	

**2023-2024 Capital Financial Plan
DPH Technology Capital Fund / 00003230**

Capital Improvement Program (CIP) Budget

	2021-2022 Estimated Ending Balance (Biennium ITD Balance)	2023-2024 Proposed	2023-2024 Total (Balance + Budget)	2025-2026 Projected	2027-2028 Projected
Capital Budget Revenue Sources:					
Revenue Backing from Fund Balance			-		
Transfer from EHS F1850 - Project 1134305 (Envision)	2,464,800	-	2,464,800		
Transfer from General Fund - Project 1138797 (JHS Pharmacy Dispensing)	801,600	-	801,600		
Transfer from General Fund - Project 1143496 (Dental Digitization)	336,043	-	336,043		
Transfer from PH Fund F1800 - Project 1143842 (Access & Outreach)		750,750	750,750		
Transfer from PH Fund F1800 - Project 1143728 (School Based Health Center)		498,939	498,939		
Transfer from PH Fund F1800 - Project 1143732 (Sexual Parter Notification)		406,399	406,399		
Transfer from EMS F1190 - Project 1143729 (Strive)		2,239,941	2,239,941		
Total Capital Revenue	\$ 3,602,443	\$ 3,896,029	\$ 7,498,472	\$ -	\$ -
Capital Appropriation:					
Project 1134305 (Envision)	2,464,800		2,464,800		
Project 1138797 (JHS Pharmacy Dispensing)	801,600		801,600		
Project 1143496 (Dental Digitization)	336,043		336,043		
Project 1143842 (Access & Outreach)		750,750	750,750		
Project 1143728 (School Based Health Center)		498,939	498,939		
Project 1143732 (Sexual Parter Notification)		406,399	406,399		
Project 1143729 (Strive)		2,239,941	2,239,941		
Total Capital Appropriation	\$ 3,602,443	\$ 3,896,029	\$ 7,498,472	\$ -	\$ -

CIP Fund Financial Position

	2021-2022 Biennial-to-Date Actuals	2021-2022 Estimated	2023-2024 Biennial-to-Date Actuals	2023-2024 Estimated	2025-2026 Projected	2027-2028 Projected
Beginning Fund Balance	2,254,417	2,254,417	-	2,064,847	0	0
Capital Funding Sources						
Transfer from EHS F1850 - Project 1134305 (Envision)	-	-		-		
Transfer from General Fund - Project 1138797 (JHS Pharmacy Dispensing)	432,216	432,216		-		
Transfer from General Fund - Project 1143496 (Dental Digitization)	-	336,043		-		
Transfer from PH Fund F1800 - Project 1143842 (Access & Outreach)	-	-		750,750		
Transfer from PH Fund F1800 - Project 1143728 (School Based Health Center)	-	-		498,939		
Transfer from PH Fund F1800 - Project 1143732 (Sexual Parter Notification)	-	-		406,399		
Transfer from EMS F1190 - Project 1143729 (Strive)	-	-		2,239,941		
Total Capital Revenue	\$ 432,216	\$ 768,259	\$ -	\$ 3,896,029	\$ -	\$ -
Capital Expenditures						
Project 1134305 (Envision)	190,300	190,300		2,064,847		
Project 1138797 (JHS Pharmacy Dispensing)	431,486	431,486		-		
Project 1143496 (Dental Digitization)	-	336,043		-		
Project 1143842 (Access & Outreach)	-	-		750,750		
Project 1143728 (School Based Health Center)	-	-		498,939		
Project 1143732 (Sexual Parter Notification)	-	-		406,399		
Project 1143729 (Strive)	-	-		2,239,941		
Total Capital Expenditures	\$ 621,786	\$ 957,829	\$ -	\$ 5,960,876	\$ -	\$ -
Other Fund Transactions	-	-		-		
Ending Fund Balance	2,064,847	2,064,847	\$ -	0	0	0
Ending Fund Balance designated to current projects*	\$ -	\$ -	\$ -	\$ -	\$ -	\$ -
Reserves	-	-		-		
Total Reserves	\$ -	\$ -	\$ -	\$ -	\$ -	\$ -
Projected Shortfall	-	-		-		
Ending Undesignated Fund Balance	\$ 2,064,847	\$ 2,064,847	\$ -	0	0	0

Financial Plan Notes

CIP Budget Notes:

All financial plans have the following assumptions, unless otherwise noted in below rows.
 2021-2022 Estimated Ending Balance column reflects the best estimate of the inception to date budget balances and actual balances after 2021 is closed.
 2023-2024 Proposed Budget is consistent with PIC for 2023-2024 Executive Proposed Budget.
 2023-2024 Total Budget sums the Estimated Ending Balance Budget and the 2023-2024 Budget.
 Outyear revenue and expenditure budget assumptions tie to the outyears of the Ordinance Attachment by Fund report in PIC, with exceptions explicitly noted.

Revenue Notes:

Revenues shown are equal to the budgeted expenditure. Revenues include new revenue and fund balance designated to projects.

Appropriation Notes:

CIP Fund Financial Position:

All financial plans have the following assumptions, unless otherwise noted in below rows.
 Biennial to Date (BTD) expenditures and revenue reflect EBS totals for budgetary accounts as of the most recent closed month.
 2021-2022 Actuals reflect 2021-2022 amounts in EBS.
 2021-2022 Estimated column reflects the best estimate for the biennium based on actuals and should be informed by the fund's spending plan.
 Outyear revenue projections and expenditure estimates are based on the most recent projections and reflect current project plans.

Revenues Notes:

N/A

Expenditure Notes:

DPH JHS Med Packaging Replacement (Project # 1138797) is completed per JHS administrator on the project and further costs are not expected at this time. Labor and BRC came in much lower than what was originally anticipated and the contingency was not used. Corresponding revenue updates to the 2021-2022 estimates have been updated as well.

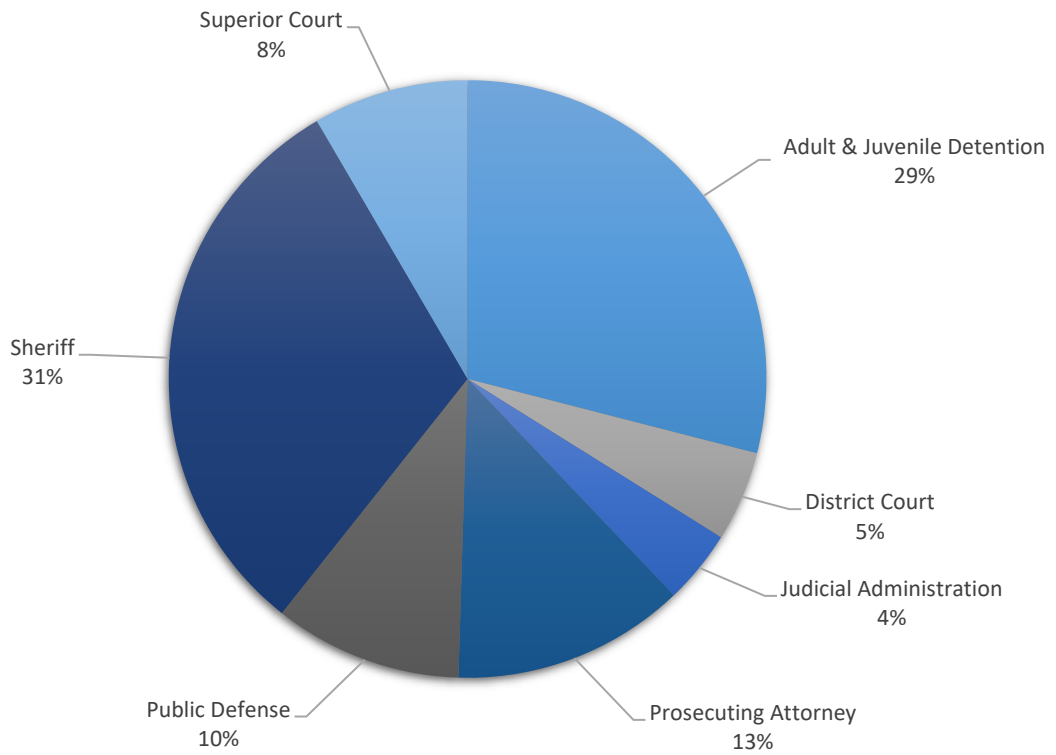
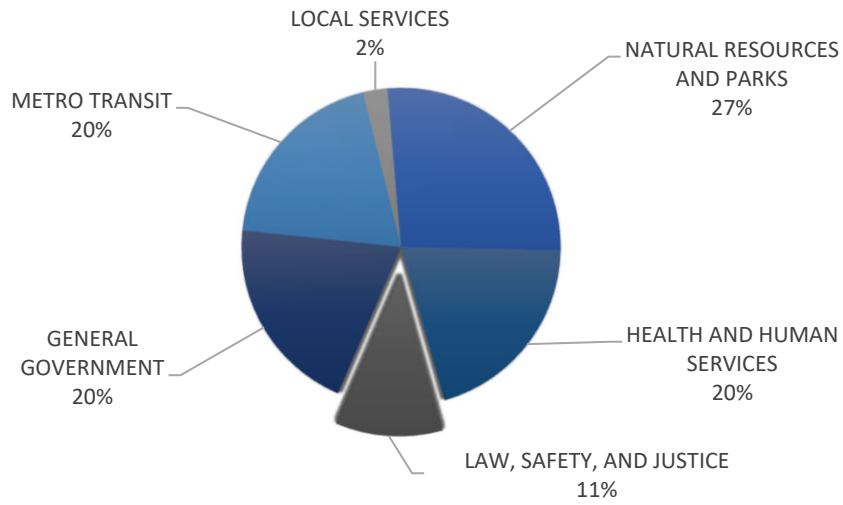
Reserve Notes:

*Fund balance designated to current projects is for projects that are already appropriated. This fund balance cannot be used for other projects without disappropriating projects or creating a shortfall in the fund.

Add date data pulled, from what system, and by whom: 7/1/2022, EBS, Laura Pitarys
 Add date the financial plan was last updated and by whom: 9/9/2022, Drew Pounds

LAW, SAFETY AND JUSTICE

Law, Safety, and Justice \$1.7 Billion



Due to rounding, figures in pie chart may not add to 100%.

INTRODUCTION

The Law, Safety, and Justice program area includes multiple King County agencies responsible for law enforcement, courts, prosecution, public defense, and detention activities for the residents of King County. In many of these areas, the County provides regional services for the benefit of all County residents. In some areas, the County also provides local services in its role as service provider for unincorporated King County, as well as through contracts to provide law enforcement, legal, or court services for municipalities, tribes, and transit agencies.

Law, safety, and justice agencies constitute approximately 70 percent of the General Fund, and due to the structural financial challenges of the General Fund are facing constant pressure to reduce budgets and become more efficient. Listed below are short descriptions of each agency included in this section.

ADULT AND JUVENILE DETENTION

The Department of Adult and Juvenile Detention (DAJD) operates two adult detention facilities, the Maleng Regional Justice Center in Kent and the King County Correctional Facility in downtown Seattle, and one youth facility, the Children and Family Justice Center in Seattle. The department also maintains the Community Corrections Division, which operates alternatives to secure detention for adult offenders.

JAIL HEALTH SERVICES

Jail Health Services (JHS), a division of Public Health – Seattle & King County, provides high-quality medical, psychiatric, and dental services to people detained in the King County adult jails. JHS ensures that individuals in custody receive constitutionally guaranteed health services that meet community and professional standards of care.

DISTRICT COURT

The King County District Court is the County's court of limited jurisdiction. It adjudicates all misdemeanor cases for unincorporated King County, cases filed by Washington State Patrol and other state law enforcement agencies, and cases from the 13 jurisdictions that contract with District Court for municipal court services. Among other responsibilities, District Court handles civil matters, small claims, anti-harassment orders, and traffic infractions. District Court manages the Regional Mental Health Court (RMHC) and Regional Veterans Court (RVC), therapeutic courts for eligible defendants with mental illnesses. District Court operates Therapeutic Community Court in Redmond, Shoreline, and Auburn. Community Court provides therapeutic court services to low-level offenders and offers the public a single access point to a variety of service providers.

JUDICIAL ADMINISTRATION

The Department of Judicial Administration (DJA) serves as the keeper of record, fiscal case manager, and customer service office for the King County Superior Court and is commonly known to the public and case litigants as the Superior Court Clerk's Office or the County Clerk's Office. DJA also manages justice system programs such as King County Adult Drug Diversion Court.

PROSECUTING ATTORNEY'S OFFICE

The Prosecuting Attorney's Office (PAO) is responsible for the prosecution of all felony and juvenile cases in King County and all misdemeanor cases generated in unincorporated areas of King County. The PAO also serves as legal counsel to the Metropolitan King County Council, the King County Executive, all executive agencies, the Superior and District Courts, the King County Assessor, various independent boards and commissions, and some school districts. Under agreements with the State of Washington, the PAO also establishes and enforces child support obligations, and is an integral part of the mental health civil commitment process.

PUBLIC DEFENSE

The King County Department of Public Defense (DPD) provides legal counsel and representation to indigent individuals in legal proceedings, including those in Superior and District Courts for King County. DPD is led by the Public Defender, who reports to the Executive, and is divided into four divisions to prevent conflicts of interest. In addition to providing counsel to defendants in King County Superior Court and District Court, DPD also provides public defense services to Seattle Municipal Court (SMC) under contract with the City of Seattle.

KING COUNTY SHERIFF'S OFFICE

The King County Sheriff's Office (KCSO) serves the law enforcement needs of over half a million people in unincorporated King County and twelve contract cities. KCSO also provides police departments for the Muckleshoot Tribe, Metro Transit, and the King County International Airport. KCSO's commitment to meeting the needs of all residents means that services such as helicopters and bomb disposal are available to King County's 2.2 million residents. KCSO also operates the Automated Fingerprint Identification System (AFIS), which provides the staff and technology to support criminal fingerprint identification services for all 39 cities and unincorporated areas of King County.

SUPERIOR COURT

King County Superior Court is King County's general jurisdiction trial court. Under the Washington Constitution and state statute, Superior Court has responsibility for felony criminal cases, civil matters, family law, probate and guardianship matters, juvenile cases, and mental illness and involuntary commitment matters. Superior Court manages or participates in three therapeutic court programs funded by the Mental Illness and Drug Dependency fund: Family Treatment Court, King County Adult Drug Diversion Court, and Juvenile Therapeutic Response and Accountability Court.

DEPARTMENT OF ADULT AND JUVENILE DETENTION

MISSION

The Department of Adult and Juvenile Detention contributes to the public safety of the citizens of King County and Washington state by operating safe, secure, and humane detention facilities and community corrections programs, in an innovative and cost-effective manner.

OVERVIEW

The Department of Adult and Juvenile Detention (DAJD) is guided by its mission statement, the County Executive's Strategic Plan, and King County's True North values.

DAJD operates two adult detention facilities, the Maleng Regional Justice Center (MRJC) in Kent and the King County Correctional Facility (KCCF) in downtown Seattle. The department also oversees the youth detention facility at the Patricia H. Clark Children and Family Justice Center in Seattle. DAJD's Community Corrections Division (CCD) provides alternatives to secure detention for people who would otherwise be in jail. All DAJD operations receive support from the Administrative Services Division.

DAJD's responsibilities include housing people accused of the most serious crimes as well as monitoring lower-risk individuals in court-ordered community-based alternatives. The department's workload is largely an outcome of the County's criminal legal system; local law enforcement actions drive the number of individuals booked into the adult jails and juvenile detention, while prosecutors and the courts determine how long people stay in DAJD facilities and programs.

DAJD is largely supported by the General Fund, with additional revenue from jail services agreements with the City of Seattle and other cities.

**2023-2024 Executive Proposed Operating Budget
ADULT AND JUVENILE DETENTION (EN_A91000)**

Operating Budget Summary	Expenditures	Revenues	Reg FTE	TLT
2021-2022 Revised Budget	336,987,823	20,344,113	878.0	3.0
Base Budget Adjustments	14,520,029	4,066,315	0.0	1.0
Decision Package Adjustments	28,714,296	19,838,739	24.0	(3.0)
2023-2024 Executive Proposed Budget	380,222,148	44,249,167	902.0	1.0
2023-2024 Executive Proposed Ordinance	380,223,000	44,250,000	902.0	1.0

Notes

1. The 2021-2022 Revised Budget equals the 2021-2022 Adopted Biennial Budget plus all Adopted Supplementals as of the publication of this document.
2. Adjust base budget to remove 2021-2022 one-time changes including those related to pandemic response, annualize supplemental changes, and update personnel rates. Personnel budgets reflect projected 2023-2024 salary and benefit rates, current position classifications, and step/merit increases. Includes 2023-2024 impact of overtime incentive agreed to in 2022-2024 CBA.
3. The Executive Proposed Budget is the sum of the Revised Budget, Base Budget Adjustments, and Decision Package Adjustments. All FTEs/TLTs are rounded to the nearest 1/10th of a position and in some cases, rounded numbers may not add up to the FTE/TLT totals in Executive Proposed. In the Executive Proposed Ordinance, expenditure and revenue totals are rounded up to the nearest 1,000 and FTEs and TLTs are rounded up to the maximum monthly FTEs/TLTs in the Biennium.

Decision Package Adjustment Detail	Expenditures	Revenues	Reg FTE	TLT
Direct Service Changes				
(DS_002) Audit Recommended Training Expand training as recommended in the King County Auditor's Jail Safety Audit from 2021. This proposal expands existing training in interpersonal communication, crisis intervention, acute intoxication withdrawal, and mental health/behavioral health. Given current staffing challenges, expanded training is likely to begin in 2024.	272,810	0	0.0	0.0
(DS_003) Hiring Incentives Provide incentives to improve recruitment of corrections officers during the current labor shortage.	1,000,000	0	0.0	0.0
(DS_005) Population-driven Staffing Adjustment Restore position authority for corrections officer positions eliminated in the 2021-2022 budget due to growth in the adult jail population.	3,976,538	0	15.0	0.0

**2023-2024 Executive Proposed Operating Budget
ADULT AND JUVENILE DETENTION (EN_A91000)**

Decision Package Adjustment Detail	Expenditures	Revenues	Reg FTE	TLT
(DS_006) Detection and Mitigation of COVID-19 in Confinement Facilities Grant Add part-time nurse and safety officer staffing to implement clinical and sanitation practices to identify and reduce the spread of COVID-19 among detained youth, staff, and visitors at the juvenile detention facility. Funded with a grant from the Centers for Disease Control and Prevention through the program for Epidemiology & Laboratory Capacity for Prevention and Control of Emerging Infectious Diseases.	149,000	149,000	0.0	0.0
(DS_008) Tablets for Individuals in Custody Improve conditions of confinement by providing tablets for individuals in custody in DAJD detention facilities. The tablets will provide better access to communication with family or others outside the jail, educational resources, books, podcasts, religious and spiritual materials, legal research, and more. Tablets have been shown to improve operations in detention facilities by reducing behavior problems and creating significant operational efficiencies through automated, paperless requests, grievances, crime tips, mail delivery, and compliance with federal reporting requirements.	812,465	0	4.0	0.0
(DS_010) Jail Capacity Mitigation Budget for potential contracted services to address jail capacity issues.	3,500,000	0	0.0	0.0
Administrative Service Changes				
(AC_005) Electronic Monitoring Program Supervisor Add a corrections program supervisor to increase coverage for the Electronic Monitoring program. Program participation has grown from 65 to 350 and caseworker staffing was increased in the 2021-2022 budget from nine to twelve. This proposal increases supervisory staffing from one to two, and expands supervisory coverage to weekends and expanded hours.	338,585	0	1.0	0.0
(AC_007) Restrictive Housing Monitoring for Youth and Young Adults Continue contracted services to independently monitor restrictive housing for youth and young adults in DAJD facilities.	90,000	0	0.0	0.0
Technical Adjustments				
(TA_001) Inmate Welfare Fund Transfer Transfer expenditures from the adult and juvenile Inmate Welfare Funds (IWF) to the DAJD appropriation unit. The IWFs will close in 2023. This decision package is linked to TA_001 in the adult and juvenile IWF appropriation units.	2,809,304	0	2.0	0.0
(TA_002) Year-End Mandatory Comp Time and Holiday Cashout Appropriate funding for year-end mandatory comp time and holiday cashout payments.	1,000,000	0	0.0	0.0

**2023-2024 Executive Proposed Operating Budget
ADULT AND JUVENILE DETENTION (EN_A91000)**

Decision Package Adjustment Detail	Expenditures	Revenues	Reg FTE	TLT
(TA_003) Human Resource Analysts Convert two TLT Human Resource Analysts to career service to address the ongoing need for recruitment support.	(11,054)	0	2.0	(2.0)
(TA_008) Children and Family Justice Center (CFJC) Strategic Planning Manager Transfer TLT position from DAJD to DCHS to continue strategic planning work for the future use of the CJFC and services for youth involved in the criminal legal system. Linked to TA_008 in Employment and Education Resources.	(368,515)	0	0.0	(1.0)
(TA_050) Revenue Adjustments Revise budgeted revenues to match current forecast.	0	19,689,739	0.0	0.0
(TA_099) Capture Additional Vacancy Savings Increase expected labor savings to account for current unprecedented vacancy level. PSB and DAJD will request additional appropriation to reverse this if the vacancy rate declines more rapidly than expected.	(3,000,000)	0	0.0	0.0
(TA_111) Overtime Account Adjustment Adjust Overtime account for GWI, FICA, and retirement	6,648,567	0	0.0	0.0
(TA_112) Temporary Account Adjustment Adjust Temporary account for GWI and FICA	59,686	0	0.0	0.0
(TA_113) Vacancy Rate Adjustment Capture salary savings from employee turnover, without reducing the FTE authority, to increase the accuracy of labor budgeting for this appropriation unit and provide greater transparency.	(3,813,000)	0	0.0	0.0
(TA_116) Net Zero Adjustments Adjust budgets for various expenditure accounts to align with expected actual spending to create consistency throughout DAJD's chart of accounts and to enable effective reporting that better supports budget oversight and decision-making.	0	0	0.0	0.0
(TA_117) Strategic Sourcing Savings Capture savings from contracts strategically negotiated by Procurement.	(25,600)	0	0.0	0.0
Central Rate Adjustments	15,275,510	0	0.0	0.0
Total Decision Package Adjustments	28,714,296	19,838,739	24.0	(3.0)

JAIL HEALTH SERVICES

MISSION

The Jail Health Services Division assesses and stabilizes serious health problems for the detained population of the King County Correctional Facility and the Maleng Regional Justice Center with a focus on transition from jail.

OVERVIEW

Jail Health Services (JHS), a division of Public Health – Seattle & King County, provides high quality medical, psychiatric, and dental services to people detained in the King County adult jails—the King County Correctional Facility (KCCF) in Seattle and the Maleng Regional Justice Center (MRJC) in Kent. JHS ensures that individuals in custody receive constitutionally guaranteed health services that meet community and professional standards of care. Health care services include management of emergency situations, diagnosis and treatment of serious medical needs, prevention of deterioration in pre-existing conditions, treatment of pain, prevention of disease transmission, and release planning/linkages to continuing care in the community.

The JHS workload is driven by the number of individuals in the jails, the acuity of their health needs, and legal and accreditation requirements, none of which are controlled by JHS. However, JHS continues to pursue process improvements and efficiencies to accommodate population changes and resource allocation.

JHS is almost entirely funded by the General Fund.

**2023-2024 Executive Proposed Operating Budget
JAIL HEALTH SERVICES (EN_A82000)**

Operating Budget Summary	Expenditures	Revenues	Reg FTE	TLT
2021-2022 Revised Budget	103,082,670	16,990,585	215.6	11.4
Base Budget Adjustments	(246,800)	(9,740,505)	0.0	(10.4)
Decision Package Adjustments	15,408,009	9,988,458	27.0	0.0
2023-2024 Executive Proposed Budget	118,243,879	17,238,538	242.6	1.0
2023-2024 Executive Proposed Ordinance	118,244,000	17,239,000	242.6	3.3

Notes

1. The 2021-2022 Revised Budget equals the 2021-2022 Adopted Biennial Budget plus all Adopted Supplementals as of the publication of this document.

2. Adjust base budget to remove 2021-2022 one-time changes including those related to pandemic response, annualize supplemental changes, and update personnel rates. Personnel budgets reflect projected 2023-2024 salary and benefit rates, current position classifications, and step/merit increases.

3. The Executive Proposed Budget is the sum of the Revised Budget, Base Budget Adjustments, and Decision Package Adjustments. All FTEs/TLTs are rounded to the nearest 1/10th of a position and in some cases, rounded numbers may not add up to the FTE/TLT totals in Executive Proposed. In the Executive Proposed Ordinance, expenditure and revenue totals are rounded up to the nearest 1,000 and FTEs and TLTs are rounded up to the maximum monthly FTEs/TLTs in the Biennium.

Decision Package Adjustment Detail	Expenditures	Revenues	Reg FTE	TLT
Direct Service Changes				
(DS_001) Coordinated Discharge Expansion Expand the Coordinated Discharge (CD) program. The current CD program has been restricted to serving only people with opioid use disorder. This proposal expands services to people with other moderate to high needs, including those with additional behavioral health conditions, young adults (18-24), and/or those living homeless. Backed by MIDD funding and linked to DS_005 in the MIDD fund.	2,028,503	2,028,501	9.0	0.0
(DS_002) Substance Use Disorder Program Continuation and Expansion Maintain existing release planning, treatment linkage, and follow-up for individuals with opioid use disorder (OUD) releasing from jail and increase capacity to provide buprenorphine medication for OUD within the jail to meet growing demand. This proposal replaces expiring grants with MIDD funding, converts 10.4 TLTs to career service, and adds additional staff. Backed by a combination of ongoing grants and MIDD funding and linked to DS_007 in the MIDD fund.	4,161,169	4,271,176	15.6	0.0
(DS_005) Population-driven Staffing and Supply Adjustment Increase staffing and pharmaceuticals necessary to meet the mandated healthcare needs of the increased population in the King County adult jails.	2,033,806	0	2.4	0.0

**2023-2024 Executive Proposed Operating Budget
JAIL HEALTH SERVICES (EN_A82000)**

Decision Package Adjustment Detail	Expenditures	Revenues	Reg FTE	TLT
(DS_018) 2023-2024 COVID Response (CLFR Funded) Reappropriate CLFR and other COVID funding to sustain COVID response in the adult jails through 2023-2024, including testing and vaccinations.	3,581,969	3,581,970	0.0	0.0
Technical Adjustments				
(TA_003) Chiefs, HIT and OCHIN Allocation Allocate Health Information Technology team, Electronic Medical Records, Pharmacy Chief, Nursing Chief, Dental Chief, and Infolinx costs to Public Health Divisions. Some of the Nursing Chief costs are offset by grant revenues. Links to TA_003 in the Public Health Fund.	775,990	0	0.0	0.0
(TA_050) Revenue Adjustments Revise budgeted revenues to match current forecast.	0	106,811	0.0	0.0
(TA_095) Public Health Administration Fund Overhead Allocation Allocate Public Health Administration Fund expenses and county central rate expenses to divisions within the Public Health Fund, Emergency Medical Services Fund, Environmental Health Fund, Jail Health Services Division, and Medical Examiner's Office. Expenses allocated include Public Health human resources, office of the director, and other department-wide administrative, management and support services, and some County central rates. Links to TA_095 in the Public Health Fund.	392,381	0	0.0	0.0
(TA_111) Overtime Account Adjustment Adjust Overtime account for GWI, FICA, and retirement	549,039	0	0.0	0.0
(TA_112) Temporary Account Adjustment Adjust Temporary account for GWI and FICA.	118,044	0	0.0	0.0
(TA_113) Vacancy Rate Adjustment Capture salary savings from employee turnover, without reducing the FTE authority, to increase the accuracy of labor budgeting for this appropriation unit and provide greater transparency.	(1,086,996)	0	0.0	0.0
(TA_114) Special Pay Adjustment Adjust special pay accounts for alignment with actuals, GWI, FICA, and retirement.	278,720	0	0.0	0.0
(TA_116) Net Zero Adjustments Adjust budgets for various expenditure accounts to align with expected actual spending.	0	0	0.0	0.0
Central Rate Adjustments	2,575,384	0	0.0	0.0
Total Decision Package Adjustments	15,408,009	9,988,458	27.0	0.0

DISTRICT COURT

MISSION

The King County District Court's mission is to serve the public by:

- Providing an accessible forum for the fair, efficient, and understandable resolution of civil and criminal cases; and by
- Maintaining an atmosphere of respect for the dignity of all individuals.

OVERVIEW

The King County District Court is the County's court of limited jurisdiction, processing over 200,000 cases annually. The Court adjudicates all misdemeanor and infraction cases for unincorporated King County, including charges filed by Washington State Patrol, Sound Transit, Port of Seattle, University of Washington, Metro, Fish and Wildlife, State Parks, Liquor Control Board, and cases from the 13 jurisdictions that contract with District Court for municipal court services. The Court has 25 elected judges.

District Court's legislatively mandated jurisdiction includes misdemeanor and gross misdemeanor criminal cases, domestic violence, stalking and all civil protection orders, first appearance felony bookings, civil cases (up to \$100,000 per claimant), small claims cases (up to \$5,000), name changes, impound hearings, traffic and other civil infractions, parking cases, and search warrant authorizations. District Court conducts bench trials and jury trials, and operates innovative justice programs, including Student Court, Regional Mental Health Court (RMHC), Regional Veterans Court (RVC), Domestic Violence Court, and three Therapeutic Community Courts. Additionally, the District Court utilizes mediation services for small claim participants and some anti-harassment order cases. The Court employs probation officers to supervise misdemeanor, mental health, and veterans court cases.

District Court is largely supported by the General Fund. The Mental Illness and Drug Dependency (MIDD) Fund supports RMHC, RVC, and Therapeutic Community Courts. District Court generates revenues from various fees and fines and city contracts for court services.

**2023-2024 Executive Proposed Operating Budget
DISTRICT COURT (EN_A53000)**

Operating Budget Summary	Expenditures	Revenues	Reg FTE	TLT
2021-2022 Revised Budget	78,857,360	33,088,259	241.1	0.0
Base Budget Adjustments	(1,945,137)	(6,430,269)	0.0	0.0
Decision Package Adjustments	2,291,907	(3,113,865)	0.0	0.0
2023-2024 Executive Proposed Budget	79,204,130	23,544,125	241.1	0.0
2023-2024 Executive Proposed Ordinance	79,205,000	23,545,000	241.1	0.0

Notes

1. The 2021-2022 Revised Budget equals the 2021-2022 Adopted Biennial Budget plus all Adopted Supplementals as of the publication of this document.
2. Adjust base budget to remove 2021-2022 one-time changes including those related to pandemic response, annualize supplemental changes, and update personnel rates. Personnel budgets reflect projected 2023-2024 salary and benefit rates, current position classifications, and step/merit increases.
3. The Executive Proposed Budget is the sum of the Revised Budget, Base Budget Adjustments, and Decision Package Adjustments. All FTEs/TLTs are rounded to the nearest 1/10th of a position and in some cases, rounded numbers may not add up to the FTE/TLT totals in Executive Proposed. In the Executive Proposed Ordinance, expenditure and revenue totals are rounded up to the nearest 1,000 and FTEs and TLTs are rounded up to the maximum monthly FTEs/TLTs in the Biennium.

Decision Package Adjustment Detail	Expenditures	Revenues	Reg FTE	TLT
Direct Service Changes				
(DS_001) Increase Court Interpreters Rate of Pay Increase the hourly rate for contract court interpreters to promote pay equity and align King County with the market rates of other courts throughout King County. This request is consistent with a proposed increase to interpreters' pay in Superior Court decision package DS_016.	307,560	0	0.0	0.0
(DS_002) District Court Equity and Social Justice (ESJ) Training Fund consultant-provided ESJ training for all King County District Court judges and staff.	250,000	0	0.0	0.0
Administrative Service Changes				
(AC_002) Align District Court Non-Represented Staff Pay with the County Implement recommendations from a compensation analysis for District Court non-represented staff, making their pay equitable and aligned with comparable positions throughout the County.	1,280,926	0	0.0	0.0
(AC_005) Legal System Access to Justice (CLFR Funded) Reappropriate CLFR funding to improve access to justice, support efforts to address the Covid-related backlog, and operate remote legal system activities, including remote court. Federal CLFR funds are only available to fund one year, though resource needs are ongoing.	705,358	705,358	0.0	0.0

**2023-2024 Executive Proposed Operating Budget
DISTRICT COURT (EN_A53000)**

Decision Package Adjustment Detail	Expenditures	Revenues	Reg FTE	TLT
(AC_006) Legal System Backlog (CLFR Funded) Reappropriate CLFR funding to address the legal system backlog resulting from the Covid pandemic. Funding covers six months of expanded services, which is expected to address District Court's small claims backlog.	674,545	674,545	0.0	0.0
Technical Adjustments				
(TA_050) Revenue Adjustments Revise budgeted revenues to match current forecast.	0	(4,493,768)	0.0	0.0
(TA_112) Temporary Account Adjustment Adjust Temporary account for GWI.	57,276	0	0.0	0.0
(TA_113) Vacancy Rate Adjustment Capture salary savings from employee turnover, without reducing the FTE authority, to increase the accuracy of labor budgeting for this appropriation unit and provide greater transparency.	(862,000)	0	0.0	0.0
(TA_117) Strategic Sourcing Savings Capture savings from contracts strategically negotiated by Procurement.	(21,800)	0	0.0	0.0
Central Rate Adjustments	(99,958)	0	0.0	0.0
Total Decision Package Adjustments	2,291,907	(3,113,865)	0.0	0.0

**2023-2024 Executive Proposed Operating Budget
DISTRICT COURT MIDD (EN_A98400)**

Operating Budget Summary	Expenditures	Revenues	Reg FTE	TLT
2021-2022 Revised Budget	3,881,402	0	15.0	0.0
Base Budget Adjustments	640,290	0	0.0	0.0
Decision Package Adjustments	212,146	0	0.0	0.0
2023-2024 Executive Proposed Budget	4,733,838	0	15.0	0.0
2023-2024 Executive Proposed Ordinance	4,734,000	0	15.0	0.0

Notes

1. The 2021-2022 Revised Budget equals the 2021-2022 Adopted Biennial Budget plus all Adopted Supplementals as of the publication of this document.
2. Adjust base budget to remove 2021-2022 one-time changes including those related to pandemic response, annualize supplemental changes, and update personnel rates. Personnel budgets reflect projected 2023-2024 salary and benefit rates, current position classifications, and step/merit increases.
3. The Executive Proposed Budget is the sum of the Revised Budget, Base Budget Adjustments, and Decision Package Adjustments. All FTEs/TLTs are rounded to the nearest 1/10th of a position and in some cases, rounded numbers may not add up to the FTE/TLT totals in Executive Proposed. In the Executive Proposed Ordinance, expenditure and revenue totals are rounded up to the nearest 1,000 and FTEs and TLTs are rounded up to the maximum monthly FTEs/TLTs in the Biennium.

Decision Package Adjustment Detail	Expenditures	Revenues	Reg FTE	TLT
Direct Service Changes				
(DS_001) Urinalysis Testing in Therapeutic Court Increase funding for urinalysis testing for therapeutic court. Testing helps gauge the overall health and wellness of participants, acts as an accountability tool, and can be useful in making decisions about public safety.	12,400	0	0.0	0.0
(DS_002) Flex Funds for Program Participants Increase flex funds for client assistance and client incentives in community court. Client assistance can include groceries, housing start-up costs after incarceration, assistance with medications or eye glasses, and gift cards for hair cuts and food. Incentives are used as a best practice in behavioral modification.	9,150	0	0.0	0.0
Administrative Service Changes				
(AC_001) Align District Court Non-Represented Staff Pay with the County Implement recommendations from a compensation analysis for District Court non-represented staff, making their pay equitable and aligned with comparable positions throughout the County.	187,236	0	0.0	0.0
(AC_002) Therapeutic Courts Supplies and Services Increase funding in therapeutic courts supply and service accounts to match expected spending levels.	10,500	0	0.0	0.0

**2023-2024 Executive Proposed Operating Budget
DISTRICT COURT MIDD (EN_A98400)**

Decision Package Adjustment Detail	Expenditures	Revenues	Reg FTE	TLT
Technical Adjustments				
(TA_112) Temporary Account Adjustment Adjust Temporary account for GWI.	2,172	0	0.0	0.0
(TA_117) Strategic Sourcing Savings Capture savings from contracts strategically negotiated by Procurement.	(1,400)	0	0.0	0.0
Central Rate Adjustments	(7,912)	0	0.0	0.0
Total Decision Package Adjustments	212,146	0	0.0	0.0

DEPARTMENT OF JUDICIAL ADMINISTRATION

MISSION

The Department of Judicial Administration delivers professional, high quality Superior Court record services and justice system programs.

OVERVIEW

The Department of Judicial Administration (DJA) is commonly known to the public and attorneys as the Superior Court Clerk's Office or the County Clerk's Office. The department serves as the record keeper and customer service provider for the King County Superior Court and is responsible for:

- Maintaining and managing access to the official Superior Court case records, dating back to 1854. Case records are, with some exceptions, public records and available for general viewing.
- Managing the receipt, disbursement and accounting for all fines, fees, and payments made in Superior Court cases. Included are the court-ordered payments on criminal and juvenile offender cases collected by the Clerk's Legal Financial Obligations Collection program.
- Managing justice system programs such as King County Adult Drug Diversion Court (KCADDC), a nationally recognized pre-adjudication program that provides eligible defendants the opportunity to receive drug treatment in lieu of conviction and incarceration.

DJA, a dual reporting department of about 200 employees, is a unique and purposefully placed department within the County's organizational structure (King County Charter 350.20.20). The department is administered by the Superior Court Clerk, a Superior Court appointed judicial branch employee, but the department is an executive branch department, and all DJA personnel are executive branch employees.

DJA operates three publicly accessible Superior Court Clerk's Office locations within King County, in the King County Courthouse in downtown Seattle, Maleng Regional Justice Center in Kent, and the Children and Family Justice Center in central Seattle. In addition, a courtroom clerk is present at every Superior Court proceeding held within the three courthouses, the two courtrooms for Involuntary Treatment Act matters at the Harborview campus, and any other Superior Court hearing location.

DJA manages the Electronic Court Records System, the enterprise-wide technology system that facilitates electronic filing; the management and storage of the electronic case record (the official court record); and the document retrieval and file viewing solution for the court, the public, and law, safety, and justice partner agencies.

DJA is largely supported by the General Fund, with additional state and federal funding for specific purposes, such as child support enforcement, and MIDD funding for KCADDC. DJA collects revenue through fines and fees, a portion of which is retained by the General Fund. Fines and fees are frequently waived or reduced based on income.

**2023-2024 Executive Proposed Operating Budget
JUDICIAL ADMINISTRATION (EN_A54000)**

Operating Budget Summary	Expenditures	Revenues	Reg FTE	TLT
2021-2022 Revised Budget	58,160,292	29,446,094	186.9	2.0
Base Budget Adjustments	(3,089,298)	(5,785,280)	0.0	(1.0)
Decision Package Adjustments	8,819,975	4,259,100	1.0	(1.0)
2023-2024 Executive Proposed Budget	63,890,969	27,919,914	187.9	0.0
2023-2024 Executive Proposed Ordinance	63,891,000	27,920,000	187.9	0.0

Notes

1. The 2021-2022 Revised Budget equals the 2021-2022 Adopted Biennial Budget plus all Adopted Supplementals as of the publication of this document.
2. Adjust base budget to remove 2021-2022 one-time changes including those related to pandemic response, annualize supplemental changes, and update personnel rates. Personnel budgets reflect projected 2023-2024 salary and benefit rates, current position classifications, and step/merit increases.
3. The Executive Proposed Budget is the sum of the Revised Budget, Base Budget Adjustments, and Decision Package Adjustments. All FTEs/TLTs are rounded to the nearest 1/10th of a position and in some cases, rounded numbers may not add up to the FTE/TLT totals in Executive Proposed. In the Executive Proposed Ordinance, expenditure and revenue totals are rounded up to the nearest 1,000 and FTEs and TLTs are rounded up to the maximum monthly FTEs/TLTs in the Biennium.

Decision Package Adjustment Detail	Expenditures	Revenues	Reg FTE	TLT
Direct Service Changes				
(DS_008) Protection Order Pilot Add funding for staffing, notifications, and automatic forms generator related to changes required by House Bill 1320. This work is supported by state revenue already reserved in the General Fund resulting from Senate Bill 5092, Section 740.	1,174,714	0	0.0	0.0
Administrative Service Changes				
(AC_001) Legal System Backlog (CLFR Funding) Reappropriate CLFR funding to address the legal system backlog resulting from the COVID-19 pandemic. Federal CLFR funds are only available to fund one year, which will not allow for full resolution of the backlog.	1,399,003	1,399,003	0.0	0.0
(AC_002) Resources to Address the Blake Decision Continue resources to address cases affected by the Washington State Supreme Court State vs. Blake decision. Resources are expected to be fully reimbursed by the State.	1,783,827	1,783,827	0.0	0.0
(AC_003) Legal System Access to Justice (CLFR Funded) Reappropriate CLFR funding to improve access to justice, support efforts to address the COVID-related backlog, and operate remote legal system activities, including remote court. Federal CLFR funds are only available to fund one year, though resource needs are ongoing.	971,798	971,798	0.0	0.0
Technical Adjustments				

**2023-2024 Executive Proposed Operating Budget
JUDICIAL ADMINISTRATION (EN_A54000)**

Decision Package Adjustment Detail	Expenditures	Revenues	Reg FTE	TLT
(TA_001) Case Management System Position Convert a TLT position supporting DJA's Case Management System to an FTE. This work is expected to be ongoing.	(51,037)	0	1.0	(1.0)
(TA_002) Range Increase for Division Directors Fund range changes for division directors implemented in Q3 2022.	270,249	0	0.0	0.0
(TA_050) Revenue Adjustments Revise budgeted revenues to match current forecast.	0	104,472	0.0	0.0
(TA_111) Overtime Account Adjustment Adjust Overtime account for GWI.	18,338	0	0.0	0.0
(TA_112) Temporary Account Adjustment Adjust Temporary account for GWI.	7,237	0	0.0	0.0
(TA_113) Vacancy Rate Adjustment Capture salary savings from employee turnover, without reducing the FTE authority, to increase the accuracy of labor budgeting for this appropriation unit and provide greater transparency.	(407,000)	0	0.0	0.0
(TA_117) Strategic Sourcing Savings Capture savings from contracts strategically negotiated by Procurement.	(400)	0	0.0	0.0
Central Rate Adjustments	3,653,246	0	0.0	0.0
Total Decision Package Adjustments	8,819,975	4,259,100	1.0	(1.0)

**2023-2024 Executive Proposed Operating Budget
JUDICIAL ADMIN MIDD (EN_A58300)**

Operating Budget Summary	Expenditures	Revenues	Reg FTE	TLT
2021-2022 Revised Budget	3,456,805	0	12.7	0.0
Base Budget Adjustments	577,451	0	0.0	0.0
Decision Package Adjustments	258,447	0	0.0	0.0
2023-2024 Executive Proposed Budget	4,292,703	0	12.7	0.0
2023-2024 Executive Proposed Ordinance	4,293,000	0	12.7	0.0

Notes

1. The 2021-2022 Revised Budget equals the 2021-2022 Adopted Biennial Budget plus all Adopted Supplementals as of the publication of this document.

2. Adjust base budget to remove 2021-2022 one-time changes including those related to pandemic response, annualize supplemental changes, and update personnel rates. Personnel budgets reflect projected 2023-2024 salary and benefit rates, current position classifications, and step/merit increases.

3. The Executive Proposed Budget is the sum of the Revised Budget, Base Budget Adjustments, and Decision Package Adjustments. All FTEs/TLTs are rounded to the nearest 1/10th of a position and in some cases, rounded numbers may not add up to the FTE/TLT totals in Executive Proposed. In the Executive Proposed Ordinance, expenditure and revenue totals are rounded up to the nearest 1,000 and FTEs and TLTs are rounded up to the maximum monthly FTEs/TLTs in the Biennium.

Decision Package Adjustment Detail	Expenditures	Revenues	Reg FTE	TLT
Direct Service Changes				
(DS_001) Drug Court Restitution Fund Pilot Add one-time funding for a pilot Drug Court restitution fund. The fund will allow Drug Court participants with mandatory restitution costs to graduate from Drug Court.	246,591	0	0.0	0.0
Technical Adjustments				
(TA_002) Net-Zero Adjustments Reallocate a portion of the appropriation from services to supplies (budget neutral).	0	0	0.0	0.0
(TA_112) Temporary Account Adjustment Adjust Temporary account for GWI	2,124	0	0.0	0.0
Central Rate Adjustments	9,732	0	0.0	0.0
Total Decision Package Adjustments	258,447	0	0.0	0.0

PROSECUTING ATTORNEY'S OFFICE

MISSION

The mission of the King County Prosecuting Attorney's Office (PAO) is to do justice. We exercise the power given to us by the people with fairness and humility. We serve our diverse community, support victims and families, and hold individuals accountable. We develop innovative and collaborative solutions for King County and the State of Washington.

OVERVIEW

The Prosecuting Attorney's Office is responsible for the prosecution of all felony and juvenile cases in King County and all misdemeanor cases generated in unincorporated areas of King County. The PAO also serves as legal counsel to the Metropolitan King County Council, the King County Executive, all executive agencies, the Superior and District Courts, the King County Assessor, various independent boards and commissions, and some school districts. Under agreements with the State of Washington, the PAO also establishes and enforces child support obligations, and is an integral part of the mental health civil commitment process.

The PAO manages or participates in several programs that provide alternatives to the mainstream criminal legal system. These include therapeutic court programs funded by the Mental Illness and Drug Dependency (MIDD) Fund: Regional Mental Health Court/Regional Veterans Court and King County Adult Drug Diversion Court. Juvenile-specific initiatives include the 180 Program and Family Intervention and Restorative Services (FIRS) program. Alternative programs for adult offenders with mental health and substance use disorder challenges include the Familiar Faces Initiative and Law Enforcement Assisted Diversion (LEAD).

The PAO is largely supported by the General Fund. The PAO also generates revenue from the entities for which it provides legal counsel and receives state and federal funding for specific programs and services.

**2023-2024 Executive Proposed Operating Budget
PROSECUTING ATTORNEY (EN_A50000)**

Operating Budget Summary	Expenditures	Revenues	Reg FTE	TLT
2021-2022 Revised Budget	192,106,787	72,394,024	538.7	6.0
Base Budget Adjustments	421,523	(23,775,748)	(0.2)	0.0
Decision Package Adjustments	14,434,719	18,512,668	9.0	(6.0)
2023-2024 Executive Proposed Budget	206,963,029	67,130,944	547.5	0.0
2023-2024 Executive Proposed Ordinance	206,964,000	67,131,000	547.5	0.0

Notes

1. The 2021-2022 Revised Budget equals the 2021-2022 Adopted Biennial Budget plus all Adopted Supplementals as of the publication of this document.
2. Adjust base budget to remove 2021-2022 one-time changes including those related to pandemic response, annualize supplemental changes, and update personnel rates. Personnel budgets reflect projected 2023-2024 salary and benefit rates, current position classifications, and step/merit increases.
3. The Executive Proposed Budget is the sum of the Revised Budget, Base Budget Adjustments, and Decision Package Adjustments. All FTEs/TLTs are rounded to the nearest 1/10th of a position and in some cases, rounded numbers may not add up to the FTE/TLT totals in Executive Proposed. In the Executive Proposed Ordinance, expenditure and revenue totals are rounded up to the nearest 1,000 and FTEs and TLTs are rounded up to the maximum monthly FTEs/TLTs in the Biennium.

Decision Package Adjustment Detail	Expenditures	Revenues	Reg FTE	TLT
Administrative Service Changes				
(AC_001) Legal System Backlog (CLFR Funded) Reappropriate CLFR funding to address the legal system backlog resulting from the COVID-19 pandemic. Federal CLFR funds are only available to fund one year, which will not allow for full resolution of the backlog.	6,442,248	6,442,248	0.0	0.0
(AC_002) Resources to Address the Blake Decision and State Mandated Resentencing Continue resources to address cases affected by the Washington State Supreme Court State vs. Blake decision, required sentence review due to recent rulings by the Washington State Supreme Court, and bills passed by the Washington State Legislature. Resources related to the Blake decision are expected to be fully reimbursed by the state. Work related to eligible Washington State Legislative bills is supported by state revenue resulting from Senate Bill 5092, Section 740.	2,300,000	1,860,000	0.0	0.0
(AC_013) Legal System Access to Justice (CLFR Funded) Reappropriate CLFR funding to improve access to justice, support efforts to address the COVID-related backlog, and operate remote legal system activities, including remote court. Federal CLFR funds are only available to fund one year, though resource needs are ongoing.	404,452	404,452	0.0	0.0
Technical Adjustments				

**2023-2024 Executive Proposed Operating Budget
PROSECUTING ATTORNEY (EN_A50000)**

Decision Package Adjustment Detail	Expenditures	Revenues	Reg FTE	TLT
(TA_001) FMD Work for New Lease Space Install technology infrastructure and furniture at new leased site at the Columbia Tower. Costs will be recovered through the PAO Civil Rate.	682,000	0	0.0	0.0
(TA_004) TLT to FTE Conversion Convert six TLTs to FTEs for ongoing programs and work, including work on the Post Conviction Program.	10,373	0	6.0	(6.0)
(TA_005) Legal Intervention and Network of Community Care Program Shift appropriation from DCHS to the PAO and add a corresponding position to support the Legal Intervention and Network of Community Care program. This change corresponds with DS_012 in BHRD.	264,883	0	1.0	0.0
(TA_007) Sheriff's Office Legal Staff Transfer Transfer two attorney positions from the King County Sheriff's Office to the Prosecuting Attorney's Office to better align King County legal service practice. When combined with the other side of the transfer (TA_007 in the King County Sheriff's Office), this proposal has no net impact on the General Fund.	966,815	0	2.0	0.0
(TA_050) Revenue Adjustments Revise budgeted revenues to match current forecast. Includes new state funding for Sexually Violent Predator program.	0	9,805,968	0.0	0.0
(TA_102) Salary Adjustment for Non-Senior Deputies Fund the deputy prosecuting attorney position pay scales. The Deputy Prosecuting Attorney Salary Grid differs from the centrally loaded General Wage Increase (GWI) assumptions and requires incremental funding beyond the central assumptions included in the 2023-2024 base budget.	1,503,570	0	0.0	0.0
(TA_111) Overtime Account Adjustment Adjust Overtime account for GWI.	5,412	0	0.0	0.0
(TA_112) Temporary Account Adjustment Adjust Temporary account for GWI.	96,036	0	0.0	0.0
(TA_113) Vacancy Rate Adjustment Capture salary savings from employee turnover, without reducing the FTE authority, to increase the accuracy of labor budgeting for this appropriation unit and provide greater transparency.	(2,175,000)	0	0.0	0.0
(TA_117) Strategic Sourcing Savings Capture savings from contracts strategically negotiated by Procurement.	(29,800)	0	0.0	0.0
Central Rate Adjustments	3,963,730	0	0.0	0.0
Total Decision Package Adjustments	14,434,719	18,512,668	9.0	(6.0)

**2023-2024 Executive Proposed Operating Budget
PROSECUTING ATTORNEY MIDD (EN_A68800)**

Operating Budget Summary	Expenditures	Revenues	Reg FTE	TLT
2021-2022 Revised Budget	2,521,518	0	9.6	0.0
Base Budget Adjustments	(5,716)	0	0.0	0.0
Decision Package Adjustments	208,760	0	1.0	0.0
2023-2024 Executive Proposed Budget	2,724,562	0	10.6	0.0
2023-2024 Executive Proposed Ordinance	2,725,000	0	10.6	0.0

Notes

1. The 2021-2022 Revised Budget equals the 2021-2022 Adopted Biennial Budget plus all Adopted Supplementals as of the publication of this document.

2. Adjust base budget to remove 2021-2022 one-time changes including those related to pandemic response, annualize supplemental changes, and update personnel rates. Personnel budgets reflect projected 2023-2024 salary and benefit rates, current position classifications, and step/merit increases.

3. The Executive Proposed Budget is the sum of the Revised Budget, Base Budget Adjustments, and Decision Package Adjustments. All FTEs/TLTs are rounded to the nearest 1/10th of a position and in some cases, rounded numbers may not add up to the FTE/TLT totals in Executive Proposed. In the Executive Proposed Ordinance, expenditure and revenue totals are rounded up to the nearest 1,000 and FTEs and TLTs are rounded up to the maximum monthly FTEs/TLTs in the Biennium.

Decision Package Adjustment Detail	Expenditures	Revenues	Reg FTE	TLT
Administrative Service Changes				
(AC_006) King County Drug Diversion Court Attorney Add one attorney to support the King County Drug Diversion Court case work.	223,532	0	1.0	0.0
Central Rate Adjustments	(14,772)	0	0.0	0.0
Total Decision Package Adjustments	208,760	0	1.0	0.0

DEPARTMENT OF PUBLIC DEFENSE

MISSION

The King County Department of Public Defense represents indigent adults and children facing a loss of liberty. The department is an independent voice that promotes justice and equity for its clients and advocates for their objectives, interests, and dignity.

OVERVIEW

The Department of Public Defense (DPD) provides legal representation to adults and juveniles who have been charged with a crime and cannot afford an attorney, as well as people facing civil commitment, parents who could lose their children in a dependency action, and family members in inquest proceedings. DPD also works with partners to address racial disproportionality in the criminal legal system, the collateral consequences of system involvement, and other structural and systemic issues that harm its clients.

DPD is led by the Public Defender, who reports to the Executive, and is divided into four divisions to prevent conflicts of interest. In addition to providing counsel to defendants in King County Superior Court and District Court, DPD also provides public defense services to Seattle Municipal Court (SMC) under contract with the City of Seattle.

The General Fund is DPD's primary funding source, with additional support coming from the Mental Illness and Drug Dependency fund for representation in therapeutic courts. DPD generates additional revenues through the SMC contract, contracts with the Washington State Office of Public Defense for representation in dependency and sexually violent predator cases, and from the King County Behavioral Health Organization for representation in involuntary treatment cases.

**2023-2024 Executive Proposed Operating Budget
PUBLIC DEFENSE (EN_A95000)**

Operating Budget Summary	Expenditures	Revenues	Reg FTE	TLT
2021-2022 Revised Budget	169,183,791	54,328,863	452.5	0.0
Base Budget Adjustments	(4,253,035)	(16,105,693)	0.7	0.0
Decision Package Adjustments	4,597,427	7,683,921	0.0	0.0
2023-2024 Executive Proposed Budget	169,528,183	45,907,091	453.2	0.0
2023-2024 Executive Proposed Ordinance	169,529,000	45,908,000	453.2	0.0

Notes

1. The 2021-2022 Revised Budget equals the 2021-2022 Adopted Biennial Budget plus all Adopted Supplementals as of the publication of this document.

2. Adjust base budget to remove 2021-2022 one-time changes including those related to pandemic response, annualize supplemental changes, and update personnel rates. Personnel budgets reflect projected 2023-2024 salary and benefit rates, current position classifications, and step/merit increases.

3. The Executive Proposed Budget is the sum of the Revised Budget, Base Budget Adjustments, and Decision Package Adjustments. All FTEs/TLTs are rounded to the nearest 1/10th of a position and in some cases, rounded numbers may not add up to the FTE/TLT totals in Executive Proposed. In the Executive Proposed Ordinance, expenditure and revenue totals are rounded up to the nearest 1,000 and FTEs and TLTs are rounded up to the maximum monthly FTEs/TLTs in the Biennium.

Decision Package Adjustment Detail	Expenditures	Revenues	Reg FTE	TLT
Administrative Service Changes				
(AC_001) Legal System Backlog (CLFR Funded) Reappropriate CLFR funding to address the legal system backlog resulting from the Covid pandemic. Federal CLFR funds are only available to fund one year, which will not allow for full resolution of the backlog. Includes revenue to support 25.5 FTEs that will revert to General Fund support when CLFR runs out.	2,953,115	6,264,883	0.0	0.0
(AC_002) State v. Blake Staffing Resources Extend positions added to address the Blake backlog through 2024, funded by Washington State Office of Public Defense grant.	1,120,000	1,120,000	0.0	0.0
Technical Adjustments				
(TA_001) Net Zero Transfer Transfer budget from one account to another to reflect where expenditures are occurring.	0	0	0.0	0.0
(TA_050) Public Defense Improvement Grant Adjustment Adjust the Public Defense Improvement Grant revenue based on the expected allocation for 2023.	0	299,038	0.0	0.0
(TA_111) Overtime Account Adjustment Adjust Overtime account for GWI	865	0	0.0	0.0

**2023-2024 Executive Proposed Operating Budget
PUBLIC DEFENSE (EN_A95000)**

Decision Package Adjustment Detail	Expenditures	Revenues	Reg FTE	TLT
(TA_112) Temporary Account Adjustment Adjust Temporary account for GWI	21,517	0	0.0	0.0
(TA_113) Vacancy Rate Adjustment Capture salary savings from employee turnover, without reducing the FTE authority, to increase the accuracy of labor budgeting for this appropriation unit and provide greater transparency.	(1,671,000)	0	0.0	0.0
(TA_117) Strategic Sourcing Savings Capture savings from contracts strategically negotiated by Procurement.	(62,600)	0	0.0	0.0
Central Rate Adjustments	2,235,530	0	0.0	0.0
Total Decision Package Adjustments	4,597,427	7,683,921	0.0	0.0

**2023-2024 Executive Proposed Operating Budget
PUBLIC DEFENDER MIDD (EN_A98300)**

Operating Budget Summary	Expenditures	Revenues	Reg FTE	TLT
2021-2022 Revised Budget	4,932,138	0	14.3	0.0
Base Budget Adjustments	612,346	0	0.0	0.0
Decision Package Adjustments	(16,736)	0	0.0	0.0
2023-2024 Executive Proposed Budget	5,527,748	0	14.3	0.0
2023-2024 Executive Proposed Ordinance	5,528,000	0	14.3	0.0

Notes

1. The 2021-2022 Revised Budget equals the 2021-2022 Adopted Biennial Budget plus all Adopted Supplementals as of the publication of this document.

2. Adjust base budget to remove 2021-2022 one-time changes including those related to pandemic response, annualize supplemental changes, and update personnel rates. Personnel budgets reflect projected 2023-2024 salary and benefit rates, current position classifications, and step/merit increases.

3. The Executive Proposed Budget is the sum of the Revised Budget, Base Budget Adjustments, and Decision Package Adjustments. All FTEs/TLTs are rounded to the nearest 1/10th of a position and in some cases, rounded numbers may not add up to the FTE/TLT totals in Executive Proposed. In the Executive Proposed Ordinance, expenditure and revenue totals are rounded up to the nearest 1,000 and FTEs and TLTs are rounded up to the maximum monthly FTEs/TLTs in the Biennium.

Decision Package Adjustment Detail	Expenditures	Revenues	Reg FTE	TLT
Central Rate Adjustments	(16,736)	0	0.0	0.0
Total Decision Package Adjustments	(16,736)	0	0.0	0.0

SHERIFF'S OFFICE

MISSION

The King County Sheriff's Office (KCSO) is a trusted partner in fighting crime and improving the quality of life for our residents and guests.

OVERVIEW

With over 1,200 employees, the King County Sheriff's Office (KCSO) serves the law enforcement needs of over half a million people in unincorporated King County and twelve contract cities. KCSO also provides police departments for the Muckleshoot Tribe, Metro Transit, Sound Transit, and the King County International Airport. KCSO's commitment to meeting the needs of all residents means that services such as helicopters and bomb disposal are available to King County's 2.2 million residents.

KCSO also operates the Automated Fingerprint Identification System (AFIS), which provides the staff and technology to support criminal fingerprint identification services for all 39 cities and unincorporated areas of King County.

KCSO is a General Fund agency, and AFIS is funded by a voter-approved property tax levy that will run from 2019 through 2024. KCSO's contracting program generates significant revenues, which cover the marginal cost of the contracts and contribute towards departmental administration.

**2023-2024 Executive Proposed Operating Budget
SHERIFF (EN_A20000)**

Operating Budget Summary	Expenditures	Revenues	Reg FTE	TLT
2021-2022 Revised Budget	420,367,460	239,776,133	1,111.5	8.0
Base Budget Adjustments	31,327,170	12,618,189	0.0	(2.0)
Decision Package Adjustments	29,872,055	8,828,992	14.0	2.0
2023-2024 Executive Proposed Budget	481,566,685	261,223,314	1,125.5	8.0
2023-2024 Executive Proposed Ordinance	481,567,000	261,224,000	1,125.5	8.0

Notes

1. The 2021-2022 Revised Budget equals the 2021-2022 Adopted Biennial Budget plus all Adopted Supplementals as of the publication of this document.
2. Adjust base budget to remove 2021-2022 one-time changes including those related to pandemic response, annualize supplemental changes, and update personnel rates. Personnel budgets reflect projected 2023-2024 salary and benefit rates, current position classifications, and step/merit increases.
3. The Executive Proposed Budget is the sum of the Revised Budget, Base Budget Adjustments, and Decision Package Adjustments. All FTEs/TLTs are rounded to the nearest 1/10th of a position and in some cases, rounded numbers may not add up to the FTE/TLT totals in Executive Proposed. In the Executive Proposed Ordinance, expenditure and revenue totals are rounded up to the nearest 1,000 and FTEs and TLTs are rounded up to the maximum monthly FTEs/TLTs in the Biennium.

Decision Package Adjustment Detail	Expenditures	Revenues	Reg FTE	TLT
Direct Service Changes				
(DS_002) Major Crimes Detectives Add Major Crimes detectives to provide relief to the current staff given the high number of homicides, robberies, kidnappings, and felony assault cases assigned to and investigated by KCSO. These positions are planned to start July 1, 2023.	615,719	288,168	2.0	0.0
(DS_003) Supply and Services Budgets Add funding to various supply and service accounts. These accounts have historically been underbudgeted and are used to purchase items including uniforms, law enforcement supplies, vehicle supplies, repair and maintenance, and training.	2,000,000	838,227	0.0	0.0
(DS_007) Human Resources Analysts Add staff to the Human Resources Section. These human resource analysts are needed to provide support for the recruitment, background, and onboarding requirements for the current volume of employee hiring.	612,482	293,072	2.0	0.0

**2023-2024 Executive Proposed Operating Budget
SHERIFF (EN_A20000)**

Decision Package Adjustment Detail	Expenditures	Revenues	Reg FTE	TLT
(DS_009) Perishable Skills Training Add funding for perishable skills training. This training will allow deputies to get regular instruction, practice, and competence in infrequently used police skills needed during high-risk encounters. Skills that will be refreshed more frequently with this investment include continued development of de-escalation techniques, active shooter response, and skills needed to make appropriate use of force decisions in high-intensity, high-risk encounters.	1,232,000	772,928	0.0	0.0
(DS_010) Marine Unit Funding Restoration Restore Marine Unit non-labor funding reduced in the 2021-2022 Biennial Budget. This will reestablish and maintain the dive capabilities for the Sheriff's Office Marine Rescue Dive Unit by providing funds for adequate supplies, equipment, and training.	123,812	37,168	0.0	0.0
(DS_016) Equity and Social Justice (ESJ) Program Create an ESJ training program within KCSO, including the development of KCSO-specific curriculum and training sessions for approximately 1,200 uniformed and civilian staff.	500,000	0	0.0	0.0
(DS_017) Communications Center Equipment Replace required hardware that supports critical life and safety operations of the 911 Dispatch Center. This proposal will be financed with five-year debt.	841,150	841,500	0.0	0.0
(DS_018) Phone System Maintenance for 911 Call Center Add funding for ongoing maintenance and support of the in-building phone system that is integrated with the 911 system located at the Regional Communications and Emergency Coordination Center. This system provides service for dispatchers, supervisors, and other personnel and is shared with King County Office of Emergency Management.	40,000	20,000	0.0	0.0
(DS_019) Computer Aided Dispatch and Records Management System Requirements Analysis Add a term-limited position to analyze replacement of the Computer Aided Dispatch (CAD) and Records Management System (RMS). This is expected to result in a proposal for a modern, integrated CAD/RMS solution during the 2023-2024 biennium.	332,683	0	0.0	1.0
(DS_022) Special Operations Division Reorganize components of KCSO to create a Special Operations Division. The new division will include specialized units such as TAC-30 (SWAT), hostage negotiation, air support, marine patrol, search and rescue, bomb disposal, and the Metro, Sound Transit, and King County International Airport contract units.	696,960	0	2.0	0.0
(DS_023) Community Programs and Services Division Reorganize components of KCSO to create a Community Programs and Services Division. This division will lead KCSO's efforts to maintain relationships with community organizations and seek community input.	696,960	0	2.0	0.0

**2023-2024 Executive Proposed Operating Budget
SHERIFF (EN_A20000)**

Decision Package Adjustment Detail	Expenditures	Revenues	Reg FTE	TLT
(DS_024) Behavioral Health Co-responder Model Add funding to cover the cost of a behavioral health co-responder Program Manager plus program funding to support expansion of co-response and alternate response models throughout KCSO jurisdictions. This expenditure will be partially offset by MIDD revenue. The Program Manager is planned to start July 1, 2023.	1,693,853	1,400,000	1.0	0.0
(DS_027) Administrative Support for Metro Contract Add funding for administrative professionals to support the Metro Transit contract. This request was made at the request of Metro and is fully revenue-backed.	393,861	507,544	2.0	0.0
(DS_028) Gun Violence Special Emphasis Team Create a new special emphasis team focused on preventing gun violence in high-risk communities.	1,716,342	0	5.0	0.0
Technical Adjustments				
(TA_001) Body-Worn Camera Planning Extend term-limited position to continue support for body-worn camera program planning.	323,632	0	0.0	1.0
(TA_003) Courthouse Perimeter Patrol (CLFR Funded) Reappropriate CLFR funding originally appropriated in Ordinance 19289 for perimeter patrol of the King County Courthouse. This will fund continued perimeter patrol for approximately six months of 2023.	330,000	330,000	0.0	0.0
(TA_007) Sheriff's Office Legal Staff Transfer Transfer two attorney positions from KCSO to the Prosecuting Attorney's Office to better align King County legal service practice. When combined with the other side of the transfer (TA_007 in the Prosecuting Attorney's Office), this proposal has no net impact on the General Fund.	(966,817)	0	(2.0)	0.0
(TA_050) Revenue Adjustments Revise budgeted revenues to match current forecast.	0	3,500,385	0.0	0.0
(TA_099) Capture Additional Vacancy Savings Increase expected savings due to vacancies to account for current unprecedented vacancy level. PSB and KCSO will request additional appropriation to reverse this if the vacancy rate declines more rapidly than expected.	(5,716,000)	0	0.0	0.0
(TA_111) Overtime Account Adjustment Adjust overtime account for GWI, FICA, and retirement.	5,292,207	0	0.0	0.0
(TA_112) Temporary Account Adjustment Adjust temporary account for GWI and FICA.	20,484	0	0.0	0.0
(TA_113) Vacancy Rate Adjustment Capture salary savings from employee turnover, without reducing the FTE authority, to increase the accuracy of labor budgeting for this appropriation unit and provide greater transparency.	(5,326,000)	0	0.0	0.0

**2023-2024 Executive Proposed Operating Budget
SHERIFF (EN_A20000)**

Decision Package Adjustment Detail	Expenditures	Revenues	Reg FTE	TLT
(TA_114) Special Pay Adjustment Update special pay accounts for 2023-2024 and fund the tax and retirement accounts affected by special pay charges.	683,829	0	0.0	0.0
(TA_117) Strategic Sourcing Savings Capture savings from contracts strategically negotiated by Procurement.	(239,200)	0	0.0	0.0
Central Rate Adjustments	23,974,098	0	0.0	0.0
Total Decision Package Adjustments	29,872,055	8,828,992	14.0	2.0

**2023-2024 Executive Proposed Operating Budget
DRUG ENFORCEMENT FORFEITS (EN_A20500)**

Operating Budget Summary	Expenditures	Revenues	Reg FTE	TLT
2021-2022 Revised Budget	1,742,396	1,750,000	3.0	0.0
Base Budget Adjustments	(2,568)	0	0.0	0.0
Decision Package Adjustments	26,855	50,000	0.0	0.0
2023-2024 Executive Proposed Budget	1,766,683	1,800,000	3.0	0.0
2023-2024 Executive Proposed Ordinance	1,767,000	1,800,000	3.0	0.0

Notes

1. The 2021-2022 Revised Budget equals the 2021-2022 Adopted Biennial Budget plus all Adopted Supplementals as of the publication of this document.

2. Adjust base budget to remove 2021-2022 one-time changes including those related to pandemic response, annualize supplemental changes, and update personnel rates. Personnel budgets reflect projected 2023-2024 salary and benefit rates, current position classifications, and step/merit increases.

3. The Executive Proposed Budget is the sum of the Revised Budget, Base Budget Adjustments, and Decision Package Adjustments. All FTEs/TLTs are rounded to the nearest 1/10th of a position and in some cases, rounded numbers may not add up to the FTE/TLT totals in Executive Proposed. In the Executive Proposed Ordinance, expenditure and revenue totals are rounded up to the nearest 1,000 and FTEs and TLTs are rounded up to the maximum monthly FTEs/TLTs in the Biennium.

Decision Package Adjustment Detail	Expenditures	Revenues	Reg FTE	TLT
Technical Adjustments				
(TA_050) Revenue Adjustments Revise budgeted revenues to match current forecast.	0	50,000	0.0	0.0
(TA_111) Overtime Account Adjustment Adjust Overtime account for GWI.	26,855	0	0.0	0.0
Total Decision Package Adjustments	26,855	50,000	0.0	0.0

**2023-2024 Executive Proposed Operating Budget
AUTOMATED FINGERPRINT IDENTIFICATION SYSTEM (EN_A20800)**

Operating Budget Summary	Expenditures	Revenues	Reg FTE	TLT
2021-2022 Revised Budget	42,637,291	44,989,024	82.0	1.0
Base Budget Adjustments	590,719	470,540	0.0	(1.0)
Decision Package Adjustments	42,399	2,016,476	0.0	0.0
2023-2024 Executive Proposed Budget	43,270,409	47,476,040	82.0	0.0
2023-2024 Executive Proposed Ordinance	43,271,000	47,477,000	82.0	0.0

Notes

1. The 2021-2022 Revised Budget equals the 2021-2022 Adopted Biennial Budget plus all Adopted Supplementals as of the publication of this document.

2. Adjust base budget to remove 2021-2022 one-time changes including those related to pandemic response, annualize supplemental changes, and update personnel rates. Personnel budgets reflect projected 2023-2024 salary and benefit rates, current position classifications, and step/merit increases.

3. The Executive Proposed Budget is the sum of the Revised Budget, Base Budget Adjustments, and Decision Package Adjustments. All FTEs/TLTs are rounded to the nearest 1/10th of a position and in some cases, rounded numbers may not add up to the FTE/TLT totals in Executive Proposed. In the Executive Proposed Ordinance, expenditure and revenue totals are rounded up to the nearest 1,000 and FTEs and TLTs are rounded up to the maximum monthly FTEs/TLTs in the Biennium.

Decision Package Adjustment Detail	Expenditures	Revenues	Reg FTE	TLT
Technical Adjustments				
(TA_050) Revenue Adjustments Revise budgeted revenues to match current forecast.	0	2,016,476	0.0	0.0
(TA_111) Overtime Account Adjustment Adjust Overtime account for GWI.	43,945	0	0.0	0.0
(TA_113) Vacancy Rate Adjustment Capture salary savings from employee turnover, without reducing the FTE authority, to increase the accuracy of labor budgeting for this appropriation unit and provide greater transparency.	(337,000)	0	0.0	0.0
(TA_114) Special Pay Adjustment Update special pay accounts for 2023-2024.	22,380	0	0.0	0.0
(TA_117) Strategic Sourcing Savings Capture savings from contracts strategically negotiated by Procurement.	(1,200)	0	0.0	0.0
Central Rate Adjustments	314,274	0	0.0	0.0
Total Decision Package Adjustments	42,399	2,016,476	0.0	0.0



2023-2024 Proposed Financial Plan AUTO FINGERPRINT IDENT FD - 000001220

Category	2021-2022 Estimate	2023-2024 Executive Proposed	2025-2026 Projected	2027-2028 Projected
Beginning Fund Balance	26,337,764	34,430,104	38,635,735	16,441,229
REVENUES				
PROPERTY TAXES - R3110	44,911,669	47,048,170	0	0
BUSINESS AND OTHER TAXES - R3130	201,512	0	0	0
STATE ENTITLEMENTS - R3360	1,316	0	0	0
MISCELLANEOUS REVENUE - R3600	53,478	0	0	0
INTEREST EARNINGS - R3611	322,876	427,870	0	0
PROCEEDS FROM SALE OF CAPITAL ASSETS - R3951	23,177	0	0	0
TOTAL REVENUES	45,514,028	47,476,040	0	0
EXPENDITURES				
SALARIES/WAGES - 51100	13,737,325	16,768,740	8,649,831	0
PERSONNEL BENEFITS - 51300	5,536,435	6,139,579	3,130,783	0
SUPPLIES - 52000	142,153	252,554	129,657	0
SERVICES-OTHER CHARGES - 53000	10,479,296	12,924,568	6,635,266	0
INTRAGOVERNMENTAL SERVICES - 55000	6,291,553	6,662,894	3,381,076	0
CAPITAL EXPENDITURES - 56000	250,000	500,000	256,692	0
INTRAGOVERNMENTAL CONTRIBUTIONS - 58000	984,926	22,074	11,201	0
TOTAL EXPENDITURES	37,421,688	43,270,409	22,194,506	0
OTHER FUND TRANSACTIONS				
Ending Fund Balance	34,430,104	38,635,735	16,441,229	16,441,229
RESERVES				
Rainy Day Reserve	3,075,755	3,556,472	1,824,206	0
TOTAL RESERVES	3,075,755	3,556,472	1,824,206	0
Ending Undesignated Fund Balance	31,354,349	35,079,263	14,617,023	16,441,229

Financial Plan Footnotes:

- All financial plans have the following assumptions, unless otherwise noted in below rows:
- 2023-2024 Proposed Budget ties to PBCS and matches 2023-2024 Estimated.
- Outyear revenue and expenditure inflation assumptions are consistent with figures provided by PSB BFPA guidance.

Revenue Notes:

Levy revenue for 2022 through 2024 aligned with OEFA forecast. No revenue assumed after the current levy expires at the end of 2024.

Expenditure Notes:

Assumes that if levy expires with no replacement, expenditures will continue for 1 year.

Reserve Notes:

Rainy day reserve is based on 60-days of budgeted expenditures.

SUPERIOR COURT

MISSION

The mission of the King County Superior Court is to serve the public by ensuring justice through accessible and effective forums for the fair, understandable, and timely resolution of legal matters.

OVERVIEW

King County Superior Court is King County's general jurisdiction trial court. Superior Court handles civil matters, domestic matters, felony criminal cases, juvenile matters, and appeals from courts of limited jurisdiction. The state's largest trial court, it is comprised of 54 judges, each elected to 4-year terms by the voters of King County, or, in the event of a vacancy, appointed by the Governor.

Under the Washington Constitution and state statutes, Superior Court has responsibility for:

- Felony criminal cases
- Civil matters involving more than \$300, unlawful detainers, and injunctions
- Family law, including dissolutions, child support, adoptions, parentage, and domestic-violence protection matters
- Probate and guardianship matters
- Juvenile offender cases
- Juvenile dependencies, including abused and neglected children, children in need of services, at-risk youth, and truancies
- Mental illness and involuntary commitment matters

The court operates at four sites, including the King County Courthouse, the Children and Family Justice Center, Harborview Medical Center (Involuntary Treatment Act Court) in Seattle, and the Maleng Regional Justice Center (MRJC) in Kent. Nearly all services provided by the Superior Court are mandated under the Washington Constitution, federal law, state law, and/or court rules adopted by the state Supreme Court.

Superior Court manages or participates in three therapeutic court programs funded by the Mental Illness and Drug Dependency fund: Family Treatment Court, King County Adult Drug Diversion Court, and Juvenile Therapeutic Response and Accountability Court (JTRAC). Superior Court is largely supported by the General Fund, with additional support from state and federal funding for specific programs and services, including child support enforcement and a portion of judge salaries. Superior Court collects revenue from service fees, many of which are reduced or waived based on income.

**2023-2024 Executive Proposed Operating Budget
SUPERIOR COURT (EN_A51000)**

Operating Budget Summary	Expenditures	Revenues	Reg FTE	TLT
2021-2022 Revised Budget	132,685,387	21,554,214	323.2	0.0
Base Budget Adjustments	(11,673,093)	(14,281,068)	1.0	0.0
Decision Package Adjustments	9,345,507	6,482,313	(15.0)	0.0
2023-2024 Executive Proposed Budget	130,357,801	13,755,459	309.2	0.0
2023-2024 Executive Proposed Ordinance	130,358,000	13,756,000	309.2	0.0

Notes

1. The 2021-2022 Revised Budget equals the 2021-2022 Adopted Biennial Budget plus all Adopted Supplementals as of the publication of this document.
2. Adjust base budget to remove 2021-2022 one-time changes including those related to pandemic response, annualize supplemental changes, and update personnel rates. Personnel budgets reflect projected 2023-2024 salary and benefit rates, current position classifications, and step/merit increases.
3. The Executive Proposed Budget is the sum of the Revised Budget, Base Budget Adjustments, and Decision Package Adjustments. All FTEs/TLTs are rounded to the nearest 1/10th of a position and in some cases, rounded numbers may not add up to the FTE/TLT totals in Executive Proposed. In the Executive Proposed Ordinance, expenditure and revenue totals are rounded up to the nearest 1,000 and FTEs and TLTs are rounded up to the maximum monthly FTEs/TLTs in the Biennium.

Decision Package Adjustment Detail	Expenditures	Revenues	Reg FTE	TLT
Direct Service Changes				
(DS_013) Protection Order Pilot Add TLTs for a protection order court pilot program, responding to changes in state law in House Bill 1320 that require an option for participants to appear remotely. TLT positions include a commissioner, a court coordinator, and program coordinators/navigators. This work is supported by state revenue already reserved in the General Fund resulting from Senate Bill 5092, Section 740.	1,043,000	0	0.0	0.0
(DS_016) Increase Interpreter Hourly Rate Increase the hourly rate of contract court interpreters to promote pay equity and align King County with the market rates of other courts throughout King County. This request is consistent with a proposed increase to interpreters' pay in District Court decision package DS_001.	532,000	0	0.0	0.0
Administrative Service Changes				
(AC_002) Legal System Backlog (CLFR Funded) Reappropriate CLFR funding to address the legal system backlog resulting from the COVID-19 pandemic. Federal CLFR funds are only available to fund one year, which will not allow for full resolution of the backlog.	3,542,489	3,542,489	0.0	0.0

**2023-2024 Executive Proposed Operating Budget
SUPERIOR COURT (EN_A51000)**

Decision Package Adjustment Detail	Expenditures	Revenues	Reg FTE	TLT
(AC_003) Legal System Access to Justice (CLFR Funded) Reappropriate CLFR funding to improve access to justice, support efforts to address the COVID-related backlog, and operate remote legal system activities, including remote court. Federal CLFR funds are only available to fund one year, though resource needs are ongoing.	1,953,780	1,953,780	0.0	0.0
Technical Adjustments				
(TA_001) Ongoing State Trial Court Improvement (TCI) Funds TCI funds are received by both Superior and District Court from the state, and consistently average \$285,000 each per year. This is a revenue-backed add for the base budget, which will eliminate the need to submit supplemental requests each year.	570,000	570,000	0.0	0.0
(TA_002) Resources to Address the Blake Decision Continue resources to address cases affected by the Washington State Supreme Court State vs. Blake decision. Costs are expected to be fully reimbursed by the State.	346,000	346,000	0.0	0.0
(TA_003) Cloud Data Storage Add funding to pay for Cloud data storage managed by KCIT. Starting in 2021, this cost has been absorbed by the court and is necessary due to KCIT no longer supporting physical servers that previously stored the data.	192,000	0	0.0	0.0
(TA_006) Juvenile Probation Position Reduction Eliminate positions for 15 juvenile probation FTEs that were eliminated in various stages during the 2021-22 biennium. These FTEs exist in the budget, but have zero funding.	0	0	(15.0)	0.0
(TA_050) Revenue Adjustments Revise budgeted revenues to match current forecast.	0	70,044	0.0	0.0
(TA_111) Overtime Account Adjustment Adjust Overtime account for GWI.	6,492	0	0.0	0.0
(TA_112) Temporary Account Adjustment Adjust Temporary account for GWI.	81,672	0	0.0	0.0
(TA_113) Vacancy Rate Adjustment Capture salary savings from employee turnover, without reducing the FTE authority, to increase the accuracy of labor budgeting for this appropriation unit and provide greater transparency.	(401,000)	0	0.0	0.0
(TA_117) Strategic Sourcing Savings Capture savings from contracts strategically negotiated by Procurement.	(29,800)	0	0.0	0.0
Central Rate Adjustments	1,508,874	0	0.0	0.0
Total Decision Package Adjustments	9,345,507	6,482,313	(15.0)	0.0

**2023-2024 Executive Proposed Operating Budget
SUPERIOR COURT MIDD (EN_A78300)**

Operating Budget Summary	Expenditures	Revenues	Reg FTE	TLT
2021-2022 Revised Budget	5,414,265	0	18.3	0.0
Base Budget Adjustments	90,971	0	0.0	0.0
Decision Package Adjustments	29,526	0	0.0	0.0
2023-2024 Executive Proposed Budget	5,534,762	0	18.3	0.0
2023-2024 Executive Proposed Ordinance	5,535,000	0	18.3	0.0

Notes

1. The 2021-2022 Revised Budget equals the 2021-2022 Adopted Biennial Budget plus all Adopted Supplementals as of the publication of this document.

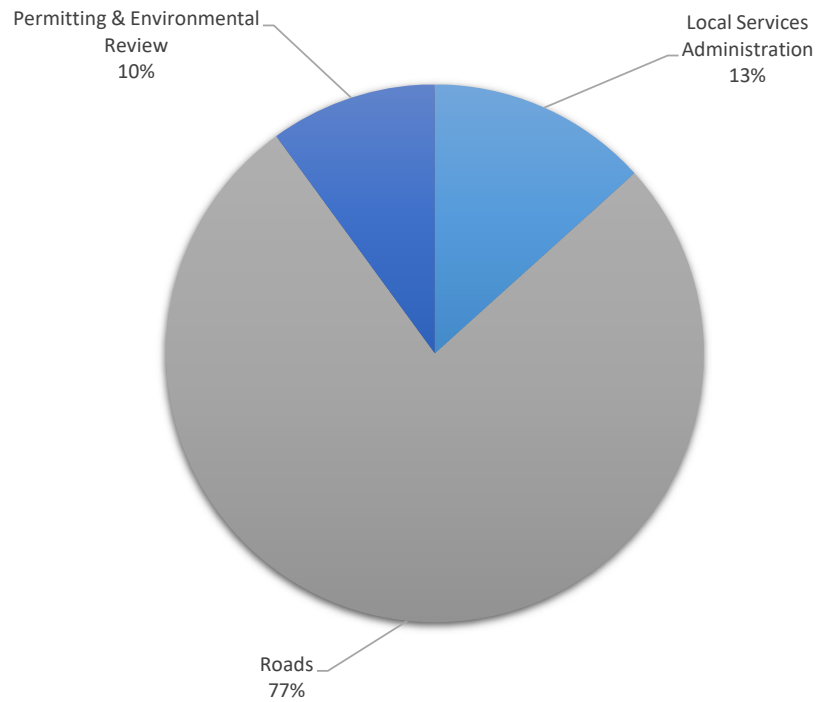
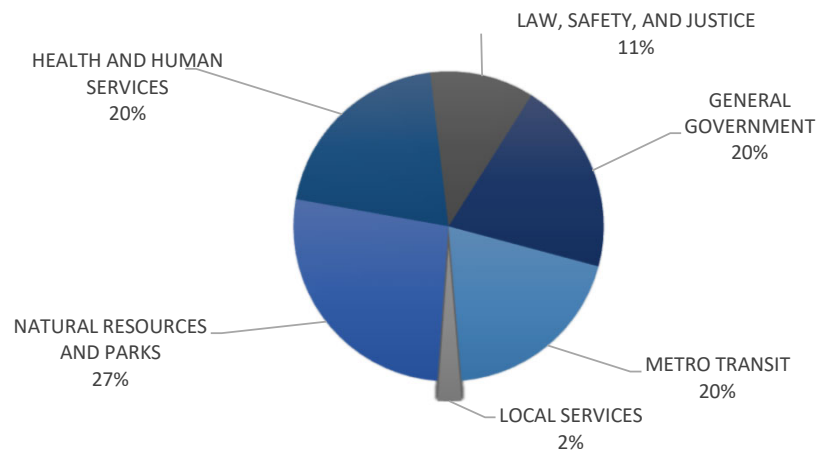
2. Adjust base budget to remove 2021-2022 one-time changes including those related to pandemic response, annualize supplemental changes, and update personnel rates. Personnel budgets reflect projected 2023-2024 salary and benefit rates, current position classifications, and step/merit increases.

3. The Executive Proposed Budget is the sum of the Revised Budget, Base Budget Adjustments, and Decision Package Adjustments. All FTEs/TLTs are rounded to the nearest 1/10th of a position and in some cases, rounded numbers may not add up to the FTE/TLT totals in Executive Proposed. In the Executive Proposed Ordinance, expenditure and revenue totals are rounded up to the nearest 1,000 and FTEs and TLTs are rounded up to the maximum monthly FTEs/TLTs in the Biennium.

Decision Package Adjustment Detail	Expenditures	Revenues	Reg FTE	TLT
Central Rate Adjustments	29,526	0	0.0	0.0
Total Decision Package Adjustments	29,526	0	0.0	0.0

LOCAL SERVICES

Local Services \$391 Million



Organization of the Pie Chart: The following agencies were combined to make the pie chart more readable.

Roads: Roads and Roads Construction Transfers

Permitting & Environmental Review: Planning and Permitting, General Public Services, Abatement

Due to rounding, figures in pie chart may not add to 100%.

INTRODUCTION

King County is the local service provider for roughly 250,000 people in the unincorporated areas of the county. Taken together, unincorporated King County would be the second-largest city in the state.

King County established the Department of Local Services (DLS) in 2019 to:

- Improve coordination of local services by King County agencies through increased collaboration.
- Strengthen and expand partnerships between the county communities and other entities.
- Improve the delivery, responsiveness, and quality of local services to the people, businesses, and communities of unincorporated King County through unified accountability.
- Improve local services through robust employee and community engagement while embracing equity and social justice and continuous improvement.
- Strengthen unincorporated communities by supporting local planning and community initiatives.
- Pursue innovative funding strategies.

DLS is comprised of a **Director's Office**, the **Road Services Division**, and the **Permitting Division**.

DEPARTMENT OF LOCAL SERVICES- DIRECTOR'S OFFICE

MISSION

King County Local Services works to promote the well-being of residents and communities in unincorporated King County by seeking to understand their needs and delivering responsive local government services.

OVERVIEW

The Department of Local Services Director's Office leads the department. It provides central support for its two divisions including strategic communications, human resources, customer service, financial oversight, and government relations services. It oversees department activity to achieve Executive and Council priorities in the provision of local services in Unincorporated King County (UKC). The Director's Office also oversees subarea planning and coordinates with other agencies in King County to engage with UKC communities, co-create responses to community needs, and respond to customer service requests.

**2023-2024 Executive Proposed Operating Budget
LOCAL SERVICES ADMINISTRATION (EN_A77000)**

Operating Budget Summary	Expenditures	Revenues	Reg FTE	TLT
2021-2022 Revised Budget	27,761,748	27,013,146	22.0	2.0
Base Budget Adjustments	(14,634,046)	(11,232,542)	0.0	(1.0)
Decision Package Adjustments	11,434,739	8,818,522	5.0	2.0
2023-2024 Executive Proposed Budget	24,562,441	24,599,126	27.0	3.0
2023-2024 Executive Proposed Ordinance	24,563,000	24,600,000	27.0	3.0

Notes

1. The 2021-2022 Revised Budget equals the 2021-2022 Adopted Biennial Budget plus all Adopted Supplementals as of the publication of this document.
2. Adjust base budget to remove 2021-2022 one-time changes including those related to pandemic response, annualize supplemental changes, and update personnel rates. Personnel budgets reflect projected 2023-2024 salary and benefit rates, current position classifications, and step/merit increases.
3. The Executive Proposed Budget is the sum of the Revised Budget, Base Budget Adjustments, and Decision Package Adjustments. All FTEs/TLTs are rounded to the nearest 1/10th of a position and in some cases, rounded numbers may not add up to the FTE/TLT totals in Executive Proposed. In the Executive Proposed Ordinance, expenditure and revenue totals are rounded up to the nearest 1,000 and FTEs and TLTs are rounded up to the maximum monthly FTEs/TLTs in the Biennium.

Decision Package Adjustment Detail	Expenditures	Revenues	Reg FTE	TLT
Direct Service Changes				
(DS_001) Community Needs List (CNL) Coordination Add a program manager to lead the CNL development process, as well as funding to pay for community participation and a technology solution in response to King County Code 2.16.055.C.1. The program manager will work closely with the community service area (CSA) liaisons to engage community, coordinate with other departments' staff to assess feasibility of community requests, and monitor implementation of new investments. This position will manage the CNL development process in all 11 CSAs, the submittals to Council, and the yearly reporting on the implementation.	574,893	0	1.0	0.0
(DS_002) Community Van Coordinators Pilot Continue the community van pilot program, which provides request-based transportation alternatives in Skyway and Vashon Island. This proposal includes one half-time TLT in each community to administer the program. This is a net-zero change because these positions and costs will be charged directly to Metro Transit.	0	0	0.0	1.0

**2023-2024 Executive Proposed Operating Budget
LOCAL SERVICES ADMINISTRATION (EN_A77000)**

Decision Package Adjustment Detail	Expenditures	Revenues	Reg FTE	TLT
(DS_003) Energize Program Expansion Expand DLS's Energize Program, which provides high-efficiency heat pumps to homes occupied by residents with low- and moderate-incomes in the White Center and Skyway unincorporated areas. This funding will the program to more homes and allow for solar panel installations in Unincorporated King County.	1,000,000	1,000,000	0.0	0.0
(DS_004) Community Litter Cans Acquire trash cans for the business districts in Skyway and Fall City. The Jobs and Housing program will provide collection services for these trash cans for the first half of 2023. Thereafter, the Conservation Corps program will provide collection services for the trash cans. Vashon will also be getting trash cans as a Community Needs List addition.	30,000	0	0.0	0.0
(DS_005) Capital Project Map Add funding to explore technology solutions to develop an interactive capital project map for the unincorporated area that will be accessible by community members, in response to King County Code 2.16.055.D.2.	30,000	0	0.0	0.0
(DS_006) Customer Relations Management (CRM) Software Licenses Add licenses for the DLS Director's Office to utilize the Permitting Division's CRM software, as well as one-time funding for KCIT to customize the software in response to King County Code 2.16.055.A.3. This will improve DLS's ability to reach unincorporated area residents, build contact lists, and track and respond to community concerns.	34,000	0	0.0	0.0
(DS_007) Code Writers Add two program managers to update King County Code and one-time funds for a consultant. These positions will focus on outdated code related to Clean Water Healthy Habitat, Strategic Climate Action Plan, Best Available Science and other codes that are inconsistent with existing regulations or operational efficiency and other County goals.	760,001	760,000	2.0	0.0
(DS_008) Participatory Budgeting Skyway and North Highline Increase the community-directed investment operating funds and add an administrator to support the Participatory Budgeting program. This position will assist the program managers with planning, facilitation, investment committee engagement, and investment tracking. The proposal includes additional funding for payments for two additional committee members for both Skyway and North Highline. Marijuana Retail Sales Tax is proposed for the funding of this proposal.	1,900,000	1,900,000	1.0	0.0

**2023-2024 Executive Proposed Operating Budget
LOCAL SERVICES ADMINISTRATION (EN_A77000)**

Decision Package Adjustment Detail	Expenditures	Revenues	Reg FTE	TLT
(DS_012) Skyway Resource Center Rental Space Fund rental costs for dedicated office space in the Skyway Resource Center. This will allow Local Services to have a greater presence in Skyway. The space will be used by the Community Service Area liaison, participatory budgeting staff, communications staff, the Transit van coordinator, and leadership.	24,000	0	0.0	0.0
Administrative Service Changes				
(AC_001) Equity and Social Justice (ESJ) Capacity Building Build sustainable ESJ organizational capacity through project management and change management certification, conference participation, equitable Lean continuous improvement, and other professional development opportunities for ESJ Advisory and Change Team members, EIB Manager Team, leadership, and ESJ Champions/Change Agents within Local Services.	41,000	0	0.0	0.0
(AC_002) Planning Manager Add a supervisor for the local services planning team, which includes three subarea planners, a technical review team coordinator, a Green Building code writer, and the two code writer positions proposed in DS_007. This position is currently a special duty position that was created to allow permitting leadership team to focus on reducing the permitting backlog and manage increased workloads.	407,477	0	1.0	0.0
Technical Adjustments				
(TA_001) Home Energy Retrofit Reappropriation Reappropriate the projected year-end balance of the Home Energy Retrofit program, which was funded by the Climate Equity Capital Pool. This program is currently in development and is working through the procurement process. This is funded by General Fund backed bonds on a reimbursable basis.	1,900,000	1,900,000	0.0	0.0
(TA_003) Economic Alliance COVID-19 Recovery Program Reappropriation (CLFR Funded) Reappropriate CLFR funding for the Economic Alliance COVID-19 Recovery Program. The program expects to have issued contracts and started spending against the contracts in Q3 2022. The program is anticipated to run through December 2024.	4,300,000	4,300,000	0.0	1.0
(TA_004) Loan-out Labor Adjustments Loan out the staff costs for the Fall City Septic project to the capital program and adjust loan-out assumptions included in the proforma budget.	(260,000)	0	0.0	0.0
(TA_050) Revenue Updates Update revenues to align with projections. This includes updates to the Service Partnership Allocation and Division Overhead, as well as adjustments to other revenue accounts that are not specific to budget proposals.	0	(1,041,478)	0.0	0.0

**2023-2024 Executive Proposed Operating Budget
 LOCAL SERVICES ADMINISTRATION (EN_A77000)**

Decision Package Adjustment Detail	Expenditures	Revenues	Reg FTE	TLT
(TA_110) Net Zero Adjustment Align budget with projected spending.	0	0	0.0	0.0
(TA_112) Temporary Account Adjustment Adjust Temporary account for GWI.	1,800	0	0.0	0.0
(TA_113) Vacancy Rate Adjustment Capture salary savings from employee turnover, without reducing the FTE authority, to increase the accuracy of labor budgeting for this appropriation unit and provide greater transparency.	0	0	0.0	0.0
(TA_117) Strategic Sourcing Savings Capture savings from contracts strategically negotiated by Procurement.	(2,800)	0	0.0	0.0
Central Rate Adjustments	694,368	0	0.0	0.0
Total Decision Package Adjustments	11,434,739	8,818,522	5.0	2.0

**2023 - 2024 Proposed Financial Plan
Department of Local Services / 000001350**

Category	2021-2022 Estimated	2023-2024 Proposed	2025-2026 Projected	2027-2028 Projected
Beginning Fund Balance	715,418	-	36,685	45,972
Revenues				
DLS Division Overhead Allocation	3,914,959	4,722,000	4,995,876	5,305,620
Service Partner Allocation	4,861,574	7,481,000	8,718,978	9,259,555
GO Bonds (GF Backed)	50,000	2,900,000	-	-
General Fund Transfer	4,546,000	4,360,000	4,586,720	4,834,403
Other Revenues	448,610	836,126	80,541	85,696
Federal (Covid Recovery)	4,828,878	4,300,000	-	-
State Grants	935,000			
Total Revenues	19,585,021	24,599,126	18,382,115	19,485,274
Expenditures				
Salaries and Wages	7,652,000	10,384,159	10,818,218	11,510,584
Supplies and Other Costs	100,000	112,639	118,496	124,895
Services & Other	6,149,560	7,510,335	5,052,253	5,325,075
Central Rates & Overhead	1,570,000	2,255,308	2,383,861	2,531,660
COVID-19 Recovery Programs	4,828,878	4,300,000	-	-
Total Expenditures	20,300,438	24,562,441	18,372,828	19,492,214
Estimated Underexpenditures				
Other Fund Transactions				
Total Other Fund Transactions	-	-	-	-
Ending Fund Balance	-	36,685	45,972	39,032
Reserves				
Total Reserves	-	-	-	-
Reserve Shortfall	-	-	-	-
Ending Undesignated Fund Balance	-	36,685	45,972	39,032

Financial Plan Notes

All financial plans have the following assumptions, unless otherwise noted in below rows.

2023-2024 Proposed Budget ties to PBCS and matches 2023-2024 Estimated.

Outyear revenue and expenditure inflation assumptions are consistent with figures provided by PSB's BFPA guidance.

Revenue Notes:

In 2023-2024:

*Other Revenues include the UTRC-STRC Allocation (A_34525), and half of the revenue supporting the Code writing work.

*General Fund Revenue includes half of the proposed code writing work and marijuana retail sales tax supporting participatory budgeting.

*Reappropriation revenue is assumed for the Economic Alliance Program (CLFR) and Home Energy Retrofit Program (GO Bonds).

*State Grants is for the Department of Commerce Grant for the Fall City Septic Project. Revenues assumed are equal to the spending projection. The revenues are billed on a reimbursable basis and may be received in 2023-2024.

2025-2028:

*Division Overhead and Service Partner revenues are projected to grow the blended labor rate in the BFPA, 2025-2026 5.8% and 2027-2028 6.4%.

Labor is the main driver of costs in the Director's Office. The Code writing positions are assumed to move to the service partner model starting in 2024.

*Other Revenues include the UTRC-STRC Allocation (A_34525).

Expenditure Notes:

2021-2022:

*Of the \$5.25M of appropriation for the Economic Alliance program, roughly \$1M is assumed to be spent in 2021-2022 and the remaining \$4.3M of appropriation is requested for reappropriation in the budget.

*Full spending is assumed for the Participatory Budgeting and White Center Economic Recovery Programs. Any balance at the end of the biennium, and the related general fund transfer, will be requested for reappropriation in the 2023 1st Omnibus.

*In 2023-2024 Proposed budget, the Fall City Septic program is proposed to move into the UKC Capital Fund 3760.

2025-2026:

Labor and Supplies and services line items remove one-time expenses and programs.

Reserve Notes:

Last Updated on 9/6/22 by Jillian Scheibeck using data from PBCS and BFPA assumptions.

CAP Summary by Fund

Budget: 2023-2024 Biennial, Scenario: Executive Proposed, Agency: All, Fund: 3760 UNINCORPORATED KING COUNTY CAPITAL, Cap Status: Approved, Is IT Proj? Both Yes and No

2023-2024 Biennial - Executive Proposed

3760 UNINCORPORATED KING COUNTY CAPITAL - Other				
Project Number	Project Name Class Code	Tech Adj	FY23-24	Narratives
1142165	DLS 2023 Urban UKC Participatory Budgeting STANDALONE		\$10,000,000	<p>Scope: This project will make capital investments in unincorporated King County through a community-led and co-designed decision-making participatory budgeting process, in Skyway, North Highline, East Federal Way, E. Renton, and Fairwood. This includes capital investment costs and costs associated with running this program.</p> <p>Description of Budget Request: This request is to disperse funds through a participatory budgeting model. The combined Community Investment Budgeting Committee for these areas will develop the process, the funding allocation between communities, and the proposals for each community to vote on. Once the vote is complete, it will determine which community identified projects will receive funding. This project includes \$9.85 million of new investment funding, which includes funds to safeguard the first round of Participatory Budgeting projects from overages and \$150,000 to administer the program, which include community advisor compensation and other program administration costs.</p>
1144055	DLS FALL CITY SEPTIC STANDALONE		\$6,450,000	<p>Scope: This project will design and build a decentralized wastewater treatment solution for the business district of the rural town of Fall City located in unincorporated King County. A large on-site septic system (LOSS) will be constructed for the 62 parcels in the business district with a combined community drain field which will be located at a local park nearby. This project will address a very direct and imminent threat to public health due to the lack of adequate and conforming septic systems currently available within the business district. Additionally, the implementation of this new asset will allow businesses to develop and expand their properties to meet the growing needs of the surrounding community.</p> <p>Description of Budget Request: The \$6.45 million in requested appropriation will support the County project management, final design, implementation/construction, acquisition and close out stages of the Fall City Septic Project. Project spending includes fully burdened staff time from King County to manage the capital project, engineering design, permitting, construction materials, easement acquisition and project contingency. The budget requested is necessary to cover the total project costs through the anticipated completion date of December 30th, 2023. Budget authority is needed to sign consultant and contractor contracts to move forward with the design, construction and close out of the project. Labor and materials have inflated dramatically over the past 12 months, and we are requesting approval of the full Department of Commerce grant award to cover any contingencies or overages.</p>
1144577	DLS White Center Kiosk STANDALONE		\$9,535	<p>Scope: This project will relocate & replace a kiosk located in White Center on 16th Ave SW and SW 98th St used to post fliers for the community.</p> <p>Description of Budget Request: The 23/24 funding will start preliminary work to determine the feasibility and cost to relocate and replace the White Center Kiosk.</p>
3760 - UNINCORPORATED KING COUNTY CAPITAL		Total	\$16,459,535	
Grand Total			\$16,459,535	

2023-2024 Capital Financial Plan Unincorporated King County Capital / 00003760

Capital Improvement Program (CIP) Budget

	2021-2022 Estimated Ending Balance (Biennium ITD Balance)	2023-2024 Proposed	2023-2024 Total (Balance + Budget)	2025-2026 Projected	2027-2028 Projected
Capital Budget Revenue Sources:					
Revenue Backing from Fund Balance	-	-	-	-	-
Bond Proceeds	12,070,000	10,000,000	22,070,000	-	-
State Grants	-	6,450,000	6,450,000	-	-
REET	-	9,535	9,535	-	-
	-	-	-	-	-
Total Capital Revenue	\$ 12,070,000	\$ 16,459,535	\$ 28,529,535	\$ -	\$ -
Capital Appropriation:					
Urban Participatory Budgeting	10,000,000	10,000,000	20,000,000	-	-
Skyway Community Center	2,070,000	-	2,070,000	-	-
Fall City Septic	-	6,450,000	6,450,000	-	-
White Center Kiosk	-	9,535	9,535	-	-
	-	-	-	-	-
Total Capital Appropriation	\$ 12,070,000	\$ 16,459,535	\$ 28,529,535	\$ -	\$ -

CIP Fund Financial Position

	2021-2022 Biennial-to-Date Actuals	2021-2022 Estimated	2023-2024 Biennial-to-Date Actuals	2023-2024 Estimated	2025-2026 Projected	2027-2028 Projected
Beginning Fund Balance	-	-	-	(130,000)	(5,970,000)	(5,000,000)
Capital Funding Sources						
Bond Proceeds	-	-	-	6,100,000	10,970,000	5,000,000
State Grants	-	-	-	6,450,000	-	-
REET	-	-	-	9,535	-	-
	-	-	-	-	-	-
Total Capital Revenue	\$ -	\$ -	\$ -	\$ 12,559,535	\$ 10,970,000	\$ 5,000,000
Capital Expenditures						
Urban Participatory Budgeting	-	-	-	10,000,000	10,000,000	-
Skyway Community Center	82,156	130,000	-	1,940,000	-	-
Fall City Septic	-	-	-	6,450,000	-	-
Special Projects	-	-	-	9,535	-	-
	-	-	-	-	-	-
Total Capital Expenditures	\$ 82,156	\$ 130,000	\$ -	\$ 18,399,535	\$ 10,000,000	\$ -
Other Fund Transactions						
	-	-	-	-	-	-
Ending Fund Balance	(82,156)	(130,000)	\$ -	(5,970,000)	(5,000,000)	-
Ending Fund Balance designated to current projects*						
	-	-	-	-	-	-
Reserves						
	-	-	-	-	-	-
Total Reserves	\$ -	\$ -	\$ -	\$ -	\$ -	\$ -
Projected Shortfall	82,156	130,000	-	5,970,000	5,000,000	-
	-	-	-	-	-	-
Ending Undesignated Fund Balance	\$ -	\$ -	\$ -	\$ -	\$ -	\$ -

Financial Plan Notes

CIP Budget Notes:

All financial plans have the following assumptions, unless otherwise noted in below rows.

2021-2022 Estimated Ending Balance column reflects the best estimate of the inception to date budget balances and actual balances after 2021 is closed.

2023-2024 Proposed Budget is consistent with PIC for 2023-2024 Executive Proposed Budget.

2023-2024 Total Budget sums the Estimated Ending Balance Budget and the 2023-2024 Budget.

Outyear revenue and expenditure budget assumptions tie to the outyears of the Ordinance Attachment by Fund report in PIC, with exceptions explicitly noted.

Revenue Notes:

Revenues shown are equal to the budgeted expenditure. Revenues include new revenue and fund balance designated to projects.

Appropriation Notes:

The Skyway Community Center unallocated balance (estimated at \$7.8M) was transfer to a new project in the Parks Capital Fund 3160 in the 3rd Omnibus. The remaining balance will fund the Skyway Resource Center Capital contribution and administrative costs related to monitoring that work.

CIP Fund Financial Position:

All financial plans have the following assumptions, unless otherwise noted in below rows.

Biennial to Date (BTD) expenditures and revenue reflect EBS totals for budgetary accounts as of the most recent closed month.

2021-2022 Actuals reflect 2021-2022 amounts in EBS.

2021-2022 Estimated column reflects the best estimate for the biennium based on actuals and should be informed by the fund's spending plan.

Outyear revenue projections and expenditure estimates are based on the most recent projections and reflect current project plans.

Revenues Notes:

Most projects are funded with reimbursable grants or reimbursable general fund backed bonds, it is because of this that the fund will continually have a negative fund balance.

In 2021-2022, this fund was approved by the Executive Finance Committee to have an inter-fund loan.

Bond revenue is assumed to recover half of the projected biennial spending in the current biennium and half in the following biennium.

Expenditure Notes:

The community selected 2021-2022 projects through the participatory budget process, announced in August 2022. It is estimated that spending would start in 2023.

Reserve Notes:

*Fund balance designated to current projects is for projects that are already appropriated. This fund balance cannot be used for other projects without disappropriating projects or creating a shortfall in the fund.

Actuals pulled from the PIC system as of 5/2022. Budget and Expenditure pulled from PIC as of 9/6/2022.

Add date the financial plan was last updated and by whom: Updated by Jillian Scheibeck 9/6/22

PERMITTING DIVISION

MISSION

The Permitting Division serves, educates, and protects our community by shaping and implementing King County's development and environmental regulations.

OVERVIEW

The Department of Local Services' Permitting Division is responsible for regulating and permitting all building and land use activity in unincorporated King County. The division's core business programs are permit review, inspection, and code enforcement in unincorporated areas. About 75 percent of the division's operating budget is supported by fees charged to permit applicants. General Fund and other fund contributions support the division's code enforcement program, as well as other work that benefits unincorporated King County, but not a specific permit holder.

The division is composed of three the sections:

PLANNING AND PERMITTING

Planning and Permitting comprises 90 percent of the division staff and is responsible for reviewing, approving, and inspecting land use and development proposals. Services include providing customer assistance and public information about permitting; application intake processing; review of development proposals for compliance with the King County building, fire, and land use codes; construction inspection; site development inspection; and monitoring of critical areas impacted by development.

GENERAL PUBLIC SERVICES

General Public Services is supported by the General Fund and houses the division's code enforcement program, which investigates and resolves complaints of code violations in unincorporated King County.

ABATEMENT SERVICES

Abatement Services manages the contracted abatement work on nuisance properties. Civil penalties and property liens collected by the division are used to reimburse the Abatement Fund for contracted abatement work; however, revenue collections are relatively low, and the fund has very limited resources to support abatement activities.

**2023-2024 Executive Proposed Operating Budget
PLANNING AND PERMITTING (EN_A32510)**

Operating Budget Summary	Expenditures	Revenues	Reg FTE	TLT
2021-2022 Revised Budget	30,652,278	30,165,000	65.0	0.0
Base Budget Adjustments	(1,294,446)	(4,125,000)	0.0	0.0
Decision Package Adjustments	2,367,097	6,137,320	21.0	0.0
2023-2024 Executive Proposed Budget	31,724,929	32,177,320	86.0	0.0
2023-2024 Executive Proposed Ordinance	31,725,000	32,178,000	86.0	0.0

Notes

1. The 2021-2022 Revised Budget equals the 2021-2022 Adopted Biennial Budget plus all Adopted Supplementals as of the publication of this document.
2. Adjust base budget to remove 2021-2022 one-time changes including those related to pandemic response, annualize supplemental changes, and update personnel rates. Personnel budgets reflect projected 2023-2024 salary and benefit rates, current position classifications, and step/merit increases.
3. The Executive Proposed Budget is the sum of the Revised Budget, Base Budget Adjustments, and Decision Package Adjustments. All FTEs/TLTs are rounded to the nearest 1/10th of a position and in some cases, rounded numbers may not add up to the FTE/TLT totals in Executive Proposed. In the Executive Proposed Ordinance, expenditure and revenue totals are rounded up to the nearest 1,000 and FTEs and TLTs are rounded up to the maximum monthly FTEs/TLTs in the Biennium.

Decision Package Adjustment Detail	Expenditures	Revenues	Reg FTE	TLT
Direct Service Changes				
(DS_003) Plans Examiner Restore a plans examiner position cut during the pandemic to review permits for Energy Code compliance.	340,917	340,916	1.0	0.0
(DS_004) Continuous Improvement Program Manager Restore a position cut during the pandemic to manage continuous improvement projects.	291,265	291,265	1.0	0.0
(DS_008) Clean Water Healthy Habitat Support This is Permitting's cost share for the temporary KCIT GIS resource. The work includes copying over, 3000 CAD files (estimated) into a GIS data layer. The CAD file is retrieved, loaded into appropriate software application, reviewed, and geo-referenced, and uploaded into the GIS database. This work could be funded by a temporary two-year fee surcharge of 0.6%.	180,000	180,000	0.0	0.0
(DS_009) Access to Records Add temporary resources to develop self-service public access to County records. The estimated budget for this work is \$50,000, which could be funded by a temporary two-year fee surcharge of 0.2%.	50,000	50,000	0.0	0.0
(DS_010) Website Translation Add temporary resources to expand translation on the County website.	50,000	0	0.0	0.0

**2023-2024 Executive Proposed Operating Budget
PLANNING AND PERMITTING (EN_A32510)**

Decision Package Adjustment Detail	Expenditures	Revenues	Reg FTE	TLT
(DS_011) Equity, Belonging, and Inclusion Manager Fund a portion of the TLT Equity, Belonging and Inclusion Manager hired by DLS in 2022. This addition is funded by baseline permit fee revenues projected for 2023-2024.	62,000	0	0.0	0.0
(DS_012) Restore permanent positions to process baseline permit volume Restore nine of the seventeen permanent positions cut during the pandemic. Demand for Permitting services in 2022 and beyond is expected to slightly subside due to economic uncertainties, but still remain at higher levels than the Division's current level of pandemic-reduced staffing can process (60 FTEs). The restoration of these positions would be funded by a permit fee increase of 10.3%.	2,642,676	2,642,677	9.0	0.0
Administrative Service Changes				
(AC_003) Business and Finance Officer Restore a position cut during the pandemic to perform required e-commerce management, procurement, and performance monitoring duties.	254,407	254,406	1.0	0.0
(AC_005) Fund Balance Restoration Establish a fee surcharge of 1.7% for two years to generate \$500,000 to rebuild a positive fund balance. Future surcharges or fee increases may be necessary to obtain and maintain a positive fund balance.	0	500,000	0.0	0.0
Technical Adjustments				
(TA_001) Loan Out Labor Loan out labor to EN_32530.	0	0	8.0	0.0
(TA_002) Loan Out Labor Loan out labor to EN_52500.	2	0	1.0	0.0
(TA_010) Expenditure Adjustment Adjust expenditures for net-zero impact.	0	0	0.0	0.0
(TA_050) Revenue Adjustments Update revenues to reflect inflationary increase in General Fund transfer and also the expected increase in permit fee revenue from increased permit activity.	0	1,878,056	0.0	0.0
(TA_111) Overtime Account Adjustment Adjust Overtime account for GWI.	6,251	0	0.0	0.0
(TA_112) Temporary Account Adjustment Adjust Temporary account for GWI.	21,047	0	0.0	0.0

**2023-2024 Executive Proposed Operating Budget
 PLANNING AND PERMITTING (EN_A32510)**

Decision Package Adjustment Detail	Expenditures	Revenues	Reg FTE	TLT
(TA_113) Vacancy Rate Adjustment Capture salary savings from employee turnover, without reducing the FTE authority, to increase the accuracy of labor budgeting for this appropriation unit and provide greater transparency.	(92,000)	0	0.0	0.0
(TA_117) Strategic Sourcing Savings Capture savings from contracts strategically negotiated by Procurement.	(10,000)	0	0.0	0.0
Central Rate Adjustments	(1,429,468)	0	0.0	0.0
Total Decision Package Adjustments	2,367,097	6,137,320	21.0	0.0

**2023 - 2024 Proposed Financial Plan
Permitting Fund / 000001340**

Category	2021-2022 Estimated	2023-2024 Proposed	2025-2026 Projected	2027-2028 Projected
Beginning Fund Balance	(2,271,382)	(1,000,382)	(547,992)	830,008
Revenues				
CHARGE FOR SERVICES (R3400)	25,097,000	30,135,264	31,265,000	32,985,000
MISCELLANEOUS REVENUE (R3600)	276,000	-	-	-
OTHER FINANCING SOURCES (R3900)	6,215,000	2,042,056	2,076,000	2,173,000
Total Revenues	31,588,000	32,177,320	33,341,000	35,158,000
Expenditures				
WAGES AND BENEFITS (51000)	21,139,000	24,410,900	24,751,000	25,902,000
SUPPLIES (52000)	55,000	30,000	30,000	30,000
SERVICES-OTHER CHARGES (53000)	3,100,000	2,639,520	2,641,000	2,747,000
INTRAGOVERNMENTAL SERVICES (55000)	6,023,000	4,628,088	4,541,000	4,745,000
INTRAGOVERNMENTAL CONTRIBUTIONS (58000)	-	16,422	-	-
APPLIED OVERHEAD (82000)	-	-	-	-
Total Expenditures	30,317,000	31,724,930	31,963,000	33,424,000
Estimated Underexpenditures				
Other Fund Transactions				
Total Other Fund Transactions	-	-	-	-
Ending Fund Balance	(1,000,382)	(547,992)	830,008	2,564,008
Reserves				
Rainy Day	2,273,775	2,379,370	2,397,225	2,506,800
Total Reserves	2,273,775	2,379,370	2,397,225	2,506,800
Reserve Shortfall	3,274,157	2,927,362	1,567,217	-
Ending Undesignated Fund Balance	-	-	-	57,208

Financial Plan Notes

All financial plans have the following assumptions, unless otherwise noted in below rows.

2023-2024 Proposed Budget ties to PBCS and matches 2023-2024 Estimated.

Outyear revenue and expenditure inflation assumptions are consistent with figures provided by PSB's BFPAs guidance.

Revenue Notes:

-Charge for Services: Revenue growth in 2025-2028 is based on a fee rate increase assumption of 5.5% on a biennial basis. This outyear fee rate assumption is for planning purposes only and is subject to change.

-Other Financing Sources in 2021-22 represents a \$ 4.125M of covid relief approved in Covid Supplemental 7. The Covid funding ends in 2022. This category also includes the ART funding of \$ 1.38M and a small portion of the GF allocation.

Expenditure Notes:

-Intragovernmental services are mainly central rates and Intragovernmental contribution is related to charges in account 58077 which is for the KCIT central rate.

Reserve Notes:

-Rainy days reserves assume 45 days of operating expenditures.

**2023-2024 Executive Proposed Operating Budget
GENERAL PUBLIC SERVICES (EN_A32530)**

Operating Budget Summary	Expenditures	Revenues	Reg FTE	TLT
2021-2022 Revised Budget	4,727,587	4,727,024	8.0	0.0
Base Budget Adjustments	157,089	(96,000)	0.0	0.0
Decision Package Adjustments	1,863,064	2,044,764	(8.0)	0.0
2023-2024 Executive Proposed Budget	6,747,740	6,675,788	0.0	0.0
2023-2024 Executive Proposed Ordinance	6,748,000	6,676,000	0.0	0.0

Notes

1. The 2021-2022 Revised Budget equals the 2021-2022 Adopted Biennial Budget plus all Adopted Supplementals as of the publication of this document.

2. Adjust base budget to remove 2021-2022 one-time changes including those related to pandemic response, annualize supplemental changes, and update personnel rates. Personnel budgets reflect projected 2023-2024 salary and benefit rates, current position classifications, and step/merit increases.

3. The Executive Proposed Budget is the sum of the Revised Budget, Base Budget Adjustments, and Decision Package Adjustments. All FTEs/TLTs are rounded to the nearest 1/10th of a position and in some cases, rounded numbers may not add up to the FTE/TLT totals in Executive Proposed. In the Executive Proposed Ordinance, expenditure and revenue totals are rounded up to the nearest 1,000 and FTEs and TLTs are rounded up to the maximum monthly FTEs/TLTs in the Biennium.

Decision Package Adjustment Detail	Expenditures	Revenues	Reg FTE	TLT
Administrative Service Changes				
(AC_005) Central Rate Funding Match increases in the cost allocation from the PAO Civil Division and Risk Mitigation Office.	(313,526)	1,707,844	0.0	0.0
Technical Adjustments				
(TA_001) Loan In Labor Loan in labor from EN_32510.	0	0	(8.0)	0.0
(TA_010) Expenditure Adjustment Adjust expenditures for net-zero impact.	0	0	0.0	0.0
(TA_050) Revenue Adjustments Update revenues to reflect inflationary increase in General Fund transfer and other inter-fund transfers	0	336,920	0.0	0.0
(TA_111) Overtime Account Adjustment Adjust Overtime account for GWI.	744	0	0.0	0.0
(TA_117) Strategic Sourcing Savings Capture savings from contracts strategically negotiated by Procurement.	(1,200)	0	0.0	0.0
Central Rate Adjustments	2,177,046	0	0.0	0.0

**2023-2024 Executive Proposed Operating Budget
GENERAL PUBLIC SERVICES (EN_A32530)**

Decision Package Adjustment Detail	Expenditures	Revenues	Reg FTE	TLT
Total Decision Package Adjustments	1,863,064	2,044,764	(8.0)	0.0

**2023 - 2024 Proposed Financial Plan
General Public Services / 000001346**

Category	2021-2022 Estimated	2023-2024 Proposed	2025-2026 Projected	2027-2028 Projected
Beginning Fund Balance	68,214	163,238	91,286	101,286
Revenues				
CHARGES FOR SERVICES	356,000			
MISCELLANEOUS REVENUE (R3600)	-	-	-	-
TRANSFERS IN (R3901)	4,371,024	6,675,788	6,786,000	7,102,000
Total Revenues	4,727,024	6,675,788	6,786,000	7,102,000
Expenditures				
WAGES AND BENEFITS (51000)	2,230,000	2,748,294	2,794,000	2,924,000
SUPPLIES (52000)	-	-	-	-
SERVICES-OTHER CHARGES (53000)	590,000	144,000	150,000	156,000
INTRAGOVERNMENTAL SERVICES (55000)	1,812,000	3,853,292	3,832,000	4,004,000
INTRAGOVERNMENTAL CONTRIBUTIONS (58000)		2,154	2,000	2,000
Total Expenditures	4,632,000	6,747,740	6,776,000	7,084,000
Estimated Underexpenditures				
Other Fund Transactions				
Total Other Fund Transactions	-	-	-	-
Ending Fund Balance	163,238	91,286	101,286	119,286
Reserves				
Rainy Day	347,400	506,081	508,200	531,300
Total Reserves	347,400	506,081	508,200	531,300
Reserve Shortfall	184,162	414,795	406,914	412,014
Ending Undesignated Fund Balance	-	-	-	-

Financial Plan Notes

All financial plans have the following assumptions, unless otherwise noted in below rows.

2023-2024 Proposed Budget ties to PBCS and matches 2023-2024 Estimated.

Outyear revenue and expenditure inflation assumptions are consistent with figures provided by PSB's BFPA guidance.

Revenue Notes:

- 'Transfers In' mainly represent the General Fund transfer which is the main source of revenue to this fund.

Expenditure Notes:

-Increase to intragovernmental services in 2023-24 due to the change in PAO cost allocation to Permitting. In the past General Fund related costs in DLS' civil rates were excluded.

Reserve Notes:

-Rainy days reserves represent 45 days worth of operating costs.

Last Updated 9/6/2022 by Nishama Siriwardena using data from PBCS and BFPA assumptions.

**2023-2024 Executive Proposed Operating Budget
PERMITTING DIVISION ABATEMENT (EN_A52500)**

Operating Budget Summary	Expenditures	Revenues	Reg FTE	TLT
2021-2022 Revised Budget	679,002	600,000	1.0	0.0
Base Budget Adjustments	32,655	0	0.0	0.0
Decision Package Adjustments	106,181	200,000	(1.0)	0.0
2023-2024 Executive Proposed Budget	817,838	800,000	0.0	0.0
2023-2024 Executive Proposed Ordinance	818,000	800,000	0.0	0.0

Notes

1. The 2021-2022 Revised Budget equals the 2021-2022 Adopted Biennial Budget plus all Adopted Supplementals as of the publication of this document.

2. Adjust base budget to remove 2021-2022 one-time changes including those related to pandemic response, annualize supplemental changes, and update personnel rates. Personnel budgets reflect projected 2023-2024 salary and benefit rates, current position classifications, and step/merit increases.

3. The Executive Proposed Budget is the sum of the Revised Budget, Base Budget Adjustments, and Decision Package Adjustments. All FTEs/TLTs are rounded to the nearest 1/10th of a position and in some cases, rounded numbers may not add up to the FTE/TLT totals in Executive Proposed. In the Executive Proposed Ordinance, expenditure and revenue totals are rounded up to the nearest 1,000 and FTEs and TLTs are rounded up to the maximum monthly FTEs/TLTs in the Biennium.

Decision Package Adjustment Detail	Expenditures	Revenues	Reg FTE	TLT
Direct Service Changes				
(DS_011) Expenditure Adjustment Increase abatement spending to match Abatement Fund revenue.	106,010	0	0.0	0.0
Technical Adjustments				
(TA_002) Loan In Labor Loan in labor from EN_32510.	(1)	0	(1.0)	0.0
(TA_050) Baseline Revenue Projection Adjustment Adjust baseline revenue to reflect an increase in civil penalty and abatement cost recovery.	0	200,000	0.0	0.0
Central Rate Adjustments	172	0	0.0	0.0
Total Decision Package Adjustments	106,181	200,000	(1.0)	0.0

**2023 - 2024 Proposed Financial Plan
Abatement / 000001341**

Category	2021-2022 Estimated	2023-2024 Proposed	2025-2026 Projected	2027-2028 Projected
Beginning Fund Balance	1,423,894	1,315,894	1,298,094	1,226,094
Revenues				
CHARGE FOR SERVICES (R3400)		200,000	200,000	200,000
FINES AND FORFEITS (R3500)	546,000	600,000	600,000	600,000
MISCELLANEOUS REVENUE (R3600)	10,000	-	-	-
Total Revenues	556,000	800,000	800,000	800,000
Expenditures				
WAGES AND BENEFITS (51000)	329,000	375,000	381,000	393,000
SUPPLIES (52000)	-	-	-	-
SERVICES-OTHER CHARGES (53000)	193,000	306,000	350,000	400,000
INTRAGOVERNMENTAL SERVICES (55000)	142,000	136,800	141,000	25,000
Total Expenditures	664,000	817,800	872,000	818,000
Estimated Underexpenditures				
Other Fund Transactions				
Total Other Fund Transactions	-	-	-	-
Ending Fund Balance	1,315,894	1,298,094	1,226,094	1,208,094
Reserves				
Rainy Day	-	-	-	-
Total Reserves	-	-	-	-
Reserve Shortfall	-	-	-	-
Ending Undesignated Fund Balance	1,315,894	1,298,094	1,226,094	1,208,094

Financial Plan Notes

All financial plans have the following assumptions, unless otherwise noted in below rows.

2023-2024 Proposed Budget ties to PBCS and matches 2023-2024 Estimated.

Outyear revenue and expenditure inflation assumptions are consistent with figures provided by PSB's BFPA guidance.

Revenue Notes:

-Abatement revenues are from foreclosures and property sales and does not follow the standard BFPA growth model. These are projected reimbursable amounts for related services.

Expenditure Notes:

-Due to the nature of expenditures in the abatement fund it does not follow the standard BFPA growth model.

-Intragovernmental services are associated with the elimination of the FAU (Financial Accounting Unit) payroll entries from the transfer of abatement staff to the Permitting fund. The payroll transactions used in the FAU cost allocation methodology is on a 2 year lag basis, hence the outyear charges.

Last Updated 8/31/2022 by Nishama Siriwardena using data from PBCS and BFPA assumptions.

ROAD SERVICES DIVISION

MISSION

The Road Services Division manages the unincorporated King County road system through focused investment of available resources to facilitate the movement of people, goods, and services, and responds to emergencies.

OVERVIEW

The Road Services Division is responsible for all County-owned roads, bridges, and related infrastructure in unincorporated King County, maintaining approximately 1,500 miles of roads and 182 bridges. Unincorporated-area roads support over one million trips per day as part of a larger transportation network, and people from all parts of the county—and beyond—use them; about half the trips on the high-volume roads originate in cities and other counties. The system also provides pathways for essential public utilities.

The County's many bridges are an integral part of the road system, as are other components such as sidewalks and pathways, bike lanes, guardrails, drainage and water quality facilities, traffic control equipment, and traffic cameras.

The division's organizational structure consists of the Director's Office and three sections: Maintenance, Engineering Services, and Strategic Business Operations. Overall, the division is organized to focus on key functions and skill sets that best meet the strategic plan goals of safety and regulatory compliance and ensure that resources are available to respond to unplanned failures and emergencies.

Roads manages five types of infrastructure assets:

- **Roadway**, including the road surface and substructure.
- **Bridges and structures**, including concrete, steel, and timber bridges, and structures such as seawalls and retaining walls.
- **Drainage facilities** within the road right-of-way, such as pipes, culverts, ditches, catch basins, and stormwater ponds.
- **Traffic control/safety devices**, such as signals, signs, pavement markings, roundabouts, and traffic cameras.
- **Roadside features**, such as sidewalks, pathways, shoulders, roadside slopes, and ADA ramps.

**2023-2024 Executive Proposed Operating Budget
ROADS (EN_A73000)**

Operating Budget Summary	Expenditures	Revenues	Reg FTE	TLT
2021-2022 Revised Budget	223,106,816	236,879,839	398.5	6.0
Base Budget Adjustments	5,862,125	1,531,113	0.1	0.0
Decision Package Adjustments	8,203,489	8,522,486	36.0	2.0
2023-2024 Executive Proposed Budget	237,172,430	246,933,438	434.6	8.0
2023-2024 Executive Proposed Ordinance	237,173,000	246,934,000	434.6	8.0

Notes

1. The 2021-2022 Revised Budget equals the 2021-2022 Adopted Biennial Budget plus all Adopted Supplementals as of the publication of this document.
2. Adjust base budget to remove 2021-2022 one-time changes including those related to pandemic response, annualize supplemental changes, and update personnel rates. Personnel budgets reflect projected 2023-2024 salary and benefit rates, current position classifications, and step/merit increases.
3. The Executive Proposed Budget is the sum of the Revised Budget, Base Budget Adjustments, and Decision Package Adjustments. All FTEs/TLTs are rounded to the nearest 1/10th of a position and in some cases, rounded numbers may not add up to the FTE/TLT totals in Executive Proposed. In the Executive Proposed Ordinance, expenditure and revenue totals are rounded up to the nearest 1,000 and FTEs and TLTs are rounded up to the maximum monthly FTEs/TLTs in the Biennium.

Decision Package Adjustment Detail	Expenditures	Revenues	Reg FTE	TLT
Direct Service Changes				
(DS_001) Multi-Benefit Maintenance Crew Add 13 FTEs and one 1/4 ton pickup truck for the Maintenance Section. This maintenance crew will provide dedicated night shift work (Oct-Apr) and day shift work (May-Sept) including support to the CIP Roadway Preservation program in preparing approximately 20 miles of roadway surface for chip seal application.	3,286,160	0	13.0	0.0
(DS_002) Training and Operations Supervisors Add two supervisors and two 1/4 ton pickup trucks. These positions will develop, coordinate and monitor an in-house training and onboarding program for Maintenance Section employees and will act as backup operational supervisor resources as needed, including during emergent events.	696,602	0	2.0	0.0
(DS_004) Communications and Outreach Support Convert two TLT positions to support communication and outreach to the unincorporated communities Roads serves.	671,041	0	2.0	0.0
(DS_005) Permitting Development Inspection Addition Add two development inspectors and two ¼ ton pickups to provide critical inspection for construction and development permitting compliance.	110,979	0	2.0	0.0

**2023-2024 Executive Proposed Operating Budget
ROADS (EN_A73000)**

Decision Package Adjustment Detail	Expenditures	Revenues	Reg FTE	TLT
(DS_006) Bridge Inspection and Reporting Add one Bridge Inspector to support critical ongoing bridge inspection and reporting to meet state and federal requirements and to maintain eligibility for future bridge grants.	405,347	0	1.0	0.0
(DS_007) Construction Management and Coordination Add one new Managing Engineer to direct survey, materials lab, and construction inspection and management functions for the Division. This position will free up the current Drainage Managing Engineer to focus on the new Fish Passage Program and will manage and coordinate construction support groups for greater efficiency.	425,713	0	1.0	0.0
(DS_008) Culvert Replacement and Fish Passage Program Positions Add seven engineers and a TLT project manager to Engineering and Strategic Business Operations Section to support culvert replacement and the Fish Passage Program. This request also includes 1/4-ton pickup trucks.	552,000	0	7.0	1.0
(DS_009) Countywide Drainage Preservation Program Engineers Add two engineers to fulfill an ongoing body of design work for the countywide Drainage Preservation Program, to respond to emergency repairs, for continuity of staff, and to stabilize the team's capacity to design projects to be constructed by Maintenance crews.	72,000	0	2.0	0.0
(DS_010) Roads Grants Team Add two new positions to scale up the grants program to ensure that Roads is competitive for local, state, and federal funding opportunities, including the federal infrastructure bill.	741,075	0	2.0	0.0
(DS_011) CADD and Design Support for Capital Projects Add one engineer for capital project work supporting road safety projects and one engineer to fulfill ongoing need for Computer Aided Design & Drafting (CADD) functions.	95,998	0	2.0	0.0
(DS_012) Facilities Planning Program Position Add one planning project manager TLT position in the Director's Office to manage the facilities planning work and develop and oversee a consultant contract for the Facilities Plan.	771,195	0	0.0	1.0
(DS_120) Central Climate Change Cost Update Adjust the share of the central climate-related costs for 2023-2024. These costs include investments to advance the Strategic Climate Action Plan (SCAP), membership fees in climate related organizations, development and implementation of the countywide Green Jobs Strategy, as well as central staff to help agencies across the County with climate related activities. The allocation methodology is based on operational greenhouse gas emissions.	(29,942)	0	0.0	0.0
Administrative Service Changes				

**2023-2024 Executive Proposed Operating Budget
ROADS (EN_A73000)**

Decision Package Adjustment Detail	Expenditures	Revenues	Reg FTE	TLT
(AC_001) Human Resources Support Convert a TLT Human Resources Associate and a Human Resources Analyst to FTE positions. This will maintain the current service levels for the department.	562,145	0	2.0	0.0
(AC_100) CPMWG Training Program Add funding for Capital Project Management Work Group staff to centralized training on King County capital processes. This is the Roads portion of the staffing model for 23/24.	72,693	0	0.0	0.0
Technical Adjustments				
(TA_001) City of Bothell Service Reduction Eliminate budgeted traffic maintenance work for the City of Bothell, which plans to use contractor services for their traffic maintenance needs in 2023 and 2024.	(38,136)	(208,048)	0.0	0.0
(TA_002) Maintenance Programming and Labor Distribution Allocate budget for Roads' Maintenance program to the correct cost centers and accounts based on current estimated 2023-2024 work plan through a technical adjustment. This decision package also reflects adjustments to balance loan-in and loan-out accounts and related benefit and overhead recovery accounts related to the Maintenance work plans.	(1,122,002)	0	0.0	0.0
(TA_003) Traffic City Services Programming and Labor Distribution Allocate budget for Roads' Traffic City services programs to correct cost centers and accounts based on current estimated demand from cities and the 2023-2024 work plan through a technical adjustment. This decision package also reflects adjustments to balance loan-in and loan-out accounts and related benefit overhead recovery accounts related to the Traffic City Services work plans.	135,047	135,047	0.0	0.0
(TA_004) Surface Water Fee Update This technical adjustment reflects the proposed Surface Water Management Fee increase from WLRD. Please see the WLRD fee increase request for details on calculation and implementation of this fee.	1,827,882	0	0.0	0.0
(TA_050) Revenue Adjustments Revise budgeted revenues to match current forecast.	0	8,595,487	0.0	0.0
(TA_111) Overtime Account Adjustment Adjust Overtime account for general wage increase.	179,277	0	0.0	0.0
(TA_112) Temporary Account Adjustment Adjust Temporary account for general wage increase.	50,832	0	0.0	0.0

**2023-2024 Executive Proposed Operating Budget
ROADS (EN_A73000)**

Decision Package Adjustment Detail	Expenditures	Revenues	Reg FTE	TLT
(TA_113) Vacancy Rate Adjustment Capture salary savings from employee turnover, without reducing the FTE authority, to increase the accuracy of labor budgeting for this appropriation unit and provide greater transparency.	(1,571,000)	0	0.0	0.0
(TA_117) Strategic Sourcing Savings Capture savings from contracts strategically negotiated by Procurement.	(34,000)	0	0.0	0.0
Central Rate Adjustments	342,583	0	0.0	0.0
Total Decision Package Adjustments	8,203,489	8,522,486	36.0	2.0

**2023-2024 Executive Proposed Operating Budget
ROADS CONSTRUCTION TRANSFER (EN_A73400)**

Operating Budget Summary	Expenditures	Revenues	Reg FTE	TLT
2021-2022 Revised Budget	25,005,000	0	0.0	0.0
Base Budget Adjustments	(6,715,000)	0	0.0	0.0
Decision Package Adjustments	(5,078,733)	0	0.0	0.0
2023-2024 Executive Proposed Budget	13,211,267	0	0.0	0.0
2023-2024 Executive Proposed Ordinance	13,212,000	0	0.0	0.0

Notes

1. The 2021-2022 Revised Budget equals the 2021-2022 Adopted Biennial Budget plus all Adopted Supplementals as of the publication of this document.

2. Adjust base budget to remove 2021-2022 one-time changes including those related to pandemic response, annualize supplemental changes, and update personnel rates. Personnel budgets reflect projected 2023-2024 salary and benefit rates, current position classifications, and step/merit increases.

3. The Executive Proposed Budget is the sum of the Revised Budget, Base Budget Adjustments, and Decision Package Adjustments. All FTEs/TLTs are rounded to the nearest 1/10th of a position and in some cases, rounded numbers may not add up to the FTE/TLT totals in Executive Proposed. In the Executive Proposed Ordinance, expenditure and revenue totals are rounded up to the nearest 1,000 and FTEs and TLTs are rounded up to the maximum monthly FTEs/TLTs in the Biennium.

Decision Package Adjustment Detail	Expenditures	Revenues	Reg FTE	TLT
Administrative Service Changes				
(AC_002) Adjustments to capital transfer				
Adjustment to match capital transfers needed for 2023/2024 budget from Roads Operating funds to match financial plans.	(5,078,733)	0	0.0	0.0
Total Decision Package Adjustments	(5,078,733)	0	0.0	0.0

**2023 - 2024 Proposed Financial Plan
Road Operating / 000001030**

Category	2021-2022 Estimated	2023-2024 Proposed	2025-2026 Projected	2027-2028 Projected
Beginning Fund Balance	23,486,973	18,540,621	15,090,349	11,727,791
Revenues				
Property Taxes	191,104,569	197,969,381	204,165,842	210,481,470
Gas Taxes	24,154,149	24,800,000	24,910,000	24,910,000
Utility inspection -- Fee for Services	2,365,226	2,658,756	2,658,756	2,658,756
Reimbursable Activities	11,984,853	14,035,299	14,752,788	15,666,849
Grant Revenues / Contingency		2,000,000	2,000,000	2,000,000
Sale of Land	1,438,763	0		
Other Revenues	4,982,700	5,470,002	4,700,000	4,700,000
Total Revenues	236,030,259	246,933,438	253,187,386	260,417,075
Expenditures				
Base Operating Budget	170,612,826	189,883,674	200,707,043	213,351,587
Transfer to Sheriff	15,000,000	15,458,308	15,000,000	15,000,000
Surface Water Management Fee	15,530,284	17,357,882	16,690,000	14,490,000
South Park Bridge	1,777,814	1,800,000	-	-
Grant Contingency		2,000,000	2,000,000	2,000,000
Debt Service	11,640,688	10,672,579	10,418,456	10,095,548
Transfer to Roads CIP	25,005,000	13,211,267	11,734,444	7,388,755
Fleet equipment carryover from 2020	1,410,000	-	-	-
Total Expenditures	240,976,612	250,383,710	256,549,944	262,325,890
Estimated Underexpenditures				
Other Fund Transactions				
	-			
Total Other Fund Transactions	-	-	-	-
Ending Fund Balance	18,540,621	15,090,349	11,727,791	9,818,976
Reserves				
Cash Flow Reserve	7,000,000	7,000,000	7,000,000	7,000,000
Storm Reserve	3,000,000	3,000,000	3,000,000	3,000,000
Total Reserves	10,000,000	10,000,000	10,000,000	10,000,000
Reserve Shortfall	-	-	-	-
Ending Undesignated Fund Balance	8,540,621	5,090,349	1,727,791	(181,024)

Financial Plan Notes

All financial Plans have the following assumptions, unless otherwise noted in rows below. 2023-2024 Proposed Budget ties to PBCS and matches 2023-2024 Estimated. Outyear revenue and expenditure inflation assumptions are consistent with September 2022 BFPA guidance and August 2022 OEFA.

Revenues Notes:

Gas Taxes: Reflect County Road Administration Board (CRAB) estimates as of March 2022.

Utility Inspection Fees & Reimbursable Activities: These are based on historical numbers and do not reflect the BFPA inflation assumptions.

Grant Revenues/Contingency: These estimates are for contingency only and do not reflect BFPA assumptions.

Sale of Land: County financial policy requires that one-time and uncertain revenues not be programmed until received.

Other Revenues: These revenues are based on current estimates for other future revenues in outyears and do not reflect the BFPA assumptions.

Expenditure Notes:

Surface Water Management Fee: Reflects WLRD 2023-2024 budget estimates and out year annexation assumptions.

South Park Bridge: Assumes annexation by the City of Seattle and transfer of South Park Bridge operating costs to the City or to the County's General Fund by the end of 2024.

Grant Contingency & Transfer to Sheriff: Projections in outyears are based on current expenditure estimates and do not follow the BFPA inflation assumptions.

CIP transfer: Amount includes 2021-22 2nd Omnibus proposals and current estimates for available funding in outyears.

Fleet Equipment: Request in 1st Omnibus to carry over appropriation for Fleet equipment purchases initiated in 2020.

Includes 2nd Omnibus GIS proviso and 3rd Omnibus proposals.

Reserve Notes:

Cash flow reserve established by the Office of Performance, Strategy and Budget pursuant to Motion 14110, April 2014.

Storm reserve established to mitigate impacts of potential storm-related expenditures on the operating budget.

Last Updated 9/9/22 by Kristin Cline using data from PBCS and BFPA assumptions.

CAP Summary by Fund

Budget: 2023-2024 Biennial, Scenario: Executive Proposed, Agency: All, Fund: 3850 RENTON MAINTENANCE FACILITY, Cap Status: Approved, Is IT Proj? Both Yes and No

2023-2024 Biennial - Executive Proposed

3850 RENTON MAINTENANCE FACILITY - Roads Services Division				
Project Number	Project Name Class Code	Tech Adj	FY23-24	Narratives
1114791	Fund 3850 Administrative Project ADMIN	✓	\$3,150,000	<p>Scope: This is the default administrative project for Fund 3850 Renton Maintenance Facility.</p> <p>Description of Budget Request: This request will transfer fund balance out of the legacy County Road Construction Fund to the Renton Maintenance Facility Fund. This amount was determined using the balances of revenue-backed project disappropriations and projected fund balance at the end of the biennium. The County requires that an administrative project be charged to move fund balance between funds.</p>
1127271	Preston Maintenance Facility STANDALONE	✓	(\$2,350,000)	<p>Scope: Relocate the Division 2 Maintenance Regional Shop from its current location in Fall City and partner with the Washington State Department of Transportation to jointly occupy the state's Preston Maintenance Facility. This move requires adding facilities that include an office/crew trailer; covered and heated equipment storage bays; truck scales; storage for tools, signs, and materials; and snow and ice facilities.</p> <p>Description of Budget Request: This request will partially disappropriate funding for the Preston Maintenance Facility to allow the funding to be utilized in the new fund 3865 King County Road Construction. The remaining balance for the maintenance facility is projected to be sufficient to complete the remaining work. Any remaining funds after the project is closed out will be reappropriated in an omnibus.</p>
3850 - RENTON MAINTENANCE FACILITY		Total	\$800,000	
Grand Total			\$800,000	

2023-2024 Capital Financial Plan
RENTON MAINTENANCE FACILITY / 000003850

Capital Improvement Program (CIP) Budget

	2021-2022 Estimated Ending Balance (Biennium ITD Balance)	2023-2024 Proposed	2023-2024 Total (Balance + Budget)	2025-2026 Projected	2027-2028 Projected
Capital Budget Revenue Sources:					
Revenue Backing from Fund Balance	2,539,032	3,150,000	5,689,032	-	-
Sale of Land	-	(2,350,000)	(2,350,000)	-	-
Total Capital Revenue	\$ 2,539,032	\$ 800,000	\$ 3,339,032	\$ -	\$ -
Capital Appropriation:					
Administrative	-	3,150,000	3,150,000	-	-
Maintenance Facilities	2,539,032	(2,350,000)	189,032	-	-
Total Capital Appropriation	\$ 2,539,032	\$ 800,000	\$ 3,339,032	\$ -	\$ -

CIP Fund Financial Position

	2021-2022 Biennial-to-Date Actuals	2021-2022 Estimated	2023-2024 Biennial-to-Date Actuals	2023-2024 Estimated	2025-2026 Projected	2027-2028 Projected
Beginning Fund Balance	7,139,704	7,139,704	-	3,791,677	(0)	(0)
Capital Funding Sources						
Other Revenue	(10,164)	1,535	-	-	-	-
Total Capital Revenue	\$ (10,164)	\$ 1,535	\$ -	\$ -	\$ -	\$ -
Capital Expenditures						
Administrative	-	-	-	3,150,000	-	-
Maintenance Facilities	1,998,259	3,349,563	-	189,032	-	-
Total Capital Expenditures	\$ 1,998,259	\$ 3,349,563	\$ -	\$ 3,339,032	\$ -	\$ -
Other Fund Transactions						
Transfer out to other funds	-	-	-	(452,645)	-	-
Other Fund Transactions Total	\$ -	\$ -	\$ -	\$ (452,645)	\$ -	\$ -
Ending Fund Balance	5,131,282	3,791,677	\$ -	(0)	(0)	(0)
Ending Fund Balance designated to current projects*	\$ 4,678,637	\$ 3,339,032	\$ -	\$ -	\$ -	\$ -
Reserves						
Total Reserves	-	-	-	-	-	-
Projected Shortfall	-	-	-	-	-	-
Ending Undesignated Fund Balance	\$ 452,645	\$ 452,645	\$ -	\$ -	\$ -	\$ -

Financial Plan Notes

CIP Budget Notes:

All financial plans have the following assumptions, unless otherwise noted in below rows.

2021-2022 Estimated Ending Balance column reflects the best estimate of the inception to date budget balances and actual balances after 2021 is closed.

2023-2024 Proposed Budget is consistent with PIC for 2023-2024 Executive Proposed Budget.

2023-2024 Total Budget sums the Estimated Ending Balance Budget and the 2023-2024 Budget.

Outyear revenue and expenditure budget assumptions tie to the outyears of the Ordinance Attachment by Fund report in PIC, with exceptions explicitly noted.

Revenue Notes:

Appropriation Notes:

Roads intends to close this fund in Q1 2023 with remaining balances swept administratively after final expenses are booked.

CIP Fund Financial Position:

All financial plans have the following assumptions, unless otherwise noted in below rows.

Biennial to Date (BTD) expenditures and revenue reflect EBS totals for budgetary accounts as of the most recent closed month.

2021-2022 Actuals reflect 2021-2022 amounts in EBS as of May 2022.

2021-2022 Estimated column reflects the best estimate for the biennium based on actuals and should be informed by the fund's spending plan.

Outyear revenue projections and expenditure estimates are based on the most recent projections and reflect current project plans.

Revenues Notes:

Expenditure Notes:

This fund will be closing out in an omnibus during the 23/24 biennium. Transfer out of funds will be made to balance this fund to zero.

Reserve Notes:

*Fund balance designated to current projects is for projects that are already appropriated. This fund balance cannot be used for other projects without disappropriating projects or creating a shortfall in the fund.

Add date data pulled, from what system, and by whom: PIC System September 7, 2022 Kristin Cline

Add date the financial plan was last updated and by whom: September 7, 2022 Kristin Cline

CAP Summary by Fund

Budget: 2023-2024 Biennial, Scenario: Executive Proposed, Agency: All, Fund: 3855 COUNTY ROAD MAJOR MAINTENANCE, Cap Status: Approved, Is IT Proj? Both Yes and No

2023-2024 Biennial - Executive Proposed

3855 COUNTY ROAD MAJOR MAINTENANCE - Roads Services Division				
Project Number	Project Name Class Code	Tech Adj	FY23-24	Narratives
1129582	Emergent Need Fund 3855 ADMIN		\$2,600,000	<p>Scope: Provide funding for existing projects that experience unforeseen circumstances such as accelerations or delays.</p> <p>Description of Budget Request: This request will provide funding for emergent needs. The requested amount can be supported by the financial plan and complies with the appropriation as allowed by King County Code.</p>
1129583	Grant Contingency Project for Fund 3855 ADMIN		\$750,000	<p>Scope: Provide appropriation authority reflecting potential contingent grant sources that may be awarded.</p> <p>Description of Budget Request: Road Services requests to appropriate \$750,000 in Road Funds as a dedicated source to fund the local match for upcoming grant opportunities. Washington State may receive over \$5 billion for highways and bridges over the next five years. This appropriation will allow the division to apply for and receive grants between budget cycles.</p>
1129584	Countywide Quick Response Program PROGRAMMATIC		\$7,243,759	<p>Scope: Allow Roads to respond to emerging needs of citizens and the roadway system that require immediate attention, including emergency repairs associated with storm damage or other infrastructure deterioration or damage, unanticipated pedestrian or vehicle needs, or other emerging issues.</p> <p>Description of Budget Request: Road Services received Federal Highway Administration Emergency Response (FHWA ER) funding for two repair projects resulting from the winter storms of 2020, and the 2023-2024 budget programs the grants and requests funding for the grant (local) match. This includes approximately \$2,617,500 in FHWA ER funding and requests approximately \$408,500 in REET1 for the match to construct repairs to 244th Avenue NE. It also includes approximately \$637,800 in FHWA ER funds and requests \$580,000 in Road funds for the match and additional funding to construct repairs to Tolt Bridge #1834A. Finally, the 2023-2024 budget requests \$1 million in Road funds and \$2 million in budgeted fund balance for emerging issues, which is the maximum that can be supported by the financial plan.</p>
1129585	Countywide Roadway Preservation Program PROGRAMMATIC		\$9,472,839	<p>Scope: Preserve roadway infrastructure by applying cost-effective resurfacing and rehabilitation treatments to extend the life of existing roadways.</p> <p>Description of Budget Request: The Road Services Division is developing lists of roadway preservation projects that will be addressed in 2023-2024 using criteria including pavement condition score, functional designation (e.g., major or minor arterial), and other factors. A final candidate list will be set in early 2023 for construction in the 2023-2024 biennium. Roads is also adding a new program to chip seal local roadways. Please see DS_001 Multi-benefit Crew for more information.</p>

CAP Summary by Fund

Budget: 2023-2024 Biennial, Scenario: Executive Proposed, Agency: All, Fund: 3855 COUNTY ROAD MAJOR MAINTENANCE, Cap Status: Approved, Is IT Proj? Both Yes and No

2023-2024 Biennial - Executive Proposed

1129586	Countywide Drainage Preservation Program PROGRAMMATIC		\$8,713,554	<p>Scope: Fund the replacement and preservation of aging drainage systems and other associated infrastructure in compliance with current codes and standards. Projects may include new infrastructure; repairs of failing systems, ditches, and shoulder (which help water to properly drain off roads); or other drainage features.</p> <p>Description of Budget Request: The Road Services Division will select drainage preservation projects for the biennium from the existing backlog at the beginning of each year based on the priority array. Because the county's drainage system is old, and many parts are at or near the end of their design life, new drainage problem sites continually arise and are added to the priority array. Some of these will have high priority scores and may supplant the projects originally planned for the year. Projects supplanted will be revisited in the next review or if their priority score increases.</p>
1129588	Countywide Bridge Priority Maintenance PROGRAMMATIC		\$2,304,951	<p>Scope: Fund high priority preservation and maintenance projects to keep the aging bridge inventory serviceable and safe for the traveling public. Projects may include load upgrades, scour mitigation, re-deck, bridge rail repairs or retrofits, superstructure and substructure repairs, painting, bridge washing, urgent repairs such as flood damage repairs, and vehicle damage repairs, etc.</p> <p>Description of Budget Request: Each year, bridge engineers analyze the backlog of work orders and determine which bridges will be worked on based on priority of the required work, need, and structural and traffic safety issues. As often as possible, multiple work orders for a bridge are bundled into one project which allows for efficiency and cost-effectiveness in delivering the program. Routine, day-to-day projects are scheduled in the operating fund, and projects to maintain the useful life of the asset are scheduled in this CIP countywide project.</p>
1129841	RSD CIP OVERSIGHT 3855 ADMIN		\$18,700	<p>Scope: Biennial allocation of Council Auditor Capital Project Oversight costs.</p> <p>Description of Budget Request: Budget appropriation supports the cost of capital project oversight work by the King County Auditor, based on the allocation formula.</p>
1131333	Countywide Flood Control District Program PROGRAMMATIC		\$3,000,000	<p>Scope: This program performs projects to address locations where recurring flood events have impacted or have the potential to impact local communities.</p> <p>Description of Budget Request: Staff from Roads and the King County Flood Control District partnered to identify projects to address locations where recurring flood events have impacted or have the potential to impact local communities. In 2023/2024 this program will start and continue work on 5-7 projects to decrease flooding. .</p>

CAP Summary by Fund

Budget: 2023-2024 Biennial, Scenario: Executive Proposed, Agency: All, Fund: 3855 COUNTY ROAD MAJOR MAINTENANCE, Cap Status: Approved, Is IT Proj? Both Yes and No

2023-2024 Biennial - Executive Proposed

1135045	Countywide Culvert Replacement Fish Passage PROGRAMMATIC		(\$422,000)	<p>Scope: Preserve the safety and condition of the road system and enhance fish passage by replacing culverts that are in poor or failing condition, or undersized, with new culverts designed to be fish passable. This program will also replace stream crossings that are barriers to Chinook and other priority species.</p> <p>Description of Budget Request: In the 2023-2024 biennium, Roads is moving multiple projects out of this program and into standalones to be consistent with county guidelines. Additional funding for the projects moving forward is be appropriated directly into those standalone projects. The Fish Passage program priorities have been closely monitored and this request is consistent with the recommendations from the Fish Passage Steering Committee. Roads worked closely with Water and Land Resources Division, the Executive’s Office and others to develop the proposed 2023-2024 fish passage program.</p>
1136000	Baring Bridge #509A Replacement STANDALONE		\$777,700	<p>Scope: Replace Baring Bridge #509A which is structurally deficient, functionally obsolete, severely weight restricted, and at risk of being closed due to its age and condition.</p> <p>Description of Budget Request: This request provides additional REET1 funds to complete design and right-of-way acquisition for the alternative selected and baselined. Due to the complexity of the project, additional final design effort is needed for various geotechnical, hydraulics, zero rise and permitting requirements, as well as to extend the advertisement date from 2024 to 2026. In addition, there are unplanned needs for a consultant to complete a right-of-way plan and a subconsultant for a constructability review. Right-of-way estimates have increased because one additional parcel will be acquired. In addition, Road Services has applied for a Federal Local Bridge Program grant to construct the project, starting in January 2026. The budget request programs these grant funds in the event that the grant is awarded.</p>
1136232	NE 128th Way Culvert Replacement STANDALONE		\$650,000	<p>Scope: Replace an existing 18-inch diameter corrugated metal pipe with a new concrete box culvert. This project has a fish benefit.</p> <p>Description of Budget Request: This is a technical adjustment converting this active project from a subproject within the Countywide Fish Passage and Culvert Replacement Program to a standalone project. In addition, Road Services requests \$650,000 in REET1 funds to construct the project.</p>
1136235	Avondale Road NE at NE 144th Place Culvert Replacement STANDALONE		\$1,298,000	<p>Scope: Replace an existing 30-inch diameter concrete culvert with a new concrete box culvert. This project has a fish benefit.</p> <p>Description of Budget Request: This is a technical adjustment converting this active project from a subproject within the Countywide Fish Passage and Culvert Replacement Program to a standalone project. In addition, Road Services requests \$1,298,000 in REET1 funds to construct the project.</p>
1136236	NE 165th Street at 176th Avenue NE Culvert Replacement STANDALONE		\$1,200,000	<p>Scope: Replace the existing 24-inch culvert with a new concrete box culvert. This project has a fish benefit.</p> <p>Description of Budget Request: This is a technical adjustment converting this active project from a subproject within the Countywide Fish Passage and Culvert Replacement Program to a standalone project. In addition, Road Services requests \$478,500 in SWM funds for the local (grant) match for a grant Roads will seek to construct the project.</p>

CAP Summary by Fund

Budget: 2023-2024 Biennial, Scenario: Executive Proposed, Agency: All, Fund: 3855 COUNTY ROAD MAJOR MAINTENANCE, Cap Status: Approved, Is IT Proj? Both Yes and No

2023-2024 Biennial - Executive Proposed

1136237	S 370th Street Culvert Replacement STANDALONE		\$185,000	<p>Scope: Replace the existing 36-inch corrugated metal culvert with a new concrete box culvert. This project has a fish benefit.</p> <p>Description of Budget Request: This is a technical adjustment converting this active project from a subproject within the Countywide Fish Passage and Culvert Replacement Program to a standalone project. In addition, Road Services requests \$185,000 in REET1 funds to continue design of the project.</p>
1136239	Thomas Road SE and SE 317th Place - Culvert Replacement - Fish Passage STANDALONE		\$278,000	<p>Scope: Replace two neighboring culverts with new concrete box culverts. This project has a fish benefit.</p> <p>Description of Budget Request: This is a technical adjustment converting this active project from a subproject within the Countywide Fish Passage and Culvert Replacement Program to a standalone project. In addition, Road Services requests \$278,000 in REET1 funds to continue design of the project.</p>
1136419	SE 432nd Street Culvert Replacement STANDALONE		\$1,554,140	<p>Scope: Replace two 48-inch diameter concrete culverts with new concrete culverts that will be fish passable. A corrugated polyethylene driveway pipe that is within the excavation area for the new cross culverts will also be replaced with a fish passable culvert.</p> <p>Description of Budget Request: This is a technical adjustment converting this active project from a subproject within the Countywide Fish Passage and Culvert Replacement Program to a standalone project. In addition, Road Services has applied for a Brian Abbott Fish Barrier Removal grant (\$950,000) from the Washington State Department of Fish and Wildlife to construct the project and requests SWM funding (\$604,140) for the local (grant) match.</p>
1138913	Boise X Connection Bridge #3055A Replacement STANDALONE		\$1,790,730	<p>Scope: Replace Boise X Connection Bridge #3055A which is structurally deficient, functionally obsolete and weight restricted.</p> <p>Description of Budget Request: Road Services requests REET1 funding for additional appropriation for right-of-way acquisition and construction. The Concept Development Report determined that additional right-of-way and easements will be needed. The increase in the construction cost is due to the need to raise the vertical roadway alignment to provide adequate sight distance, flood clearance, stream regrading, and the associated scour protection to avoid destabilization of the creek. In addition, the construction year was shifted from 2023 to 2024 in coordination with the Foothills Trail project being constructed by King County Department of Natural Resources and Parks in order avoid overlapping construction timeframes.</p>
1138918	16th Avenue SW Pedestrian Improvements and Traffic Calming STANDALONE		\$300,000	<p>Scope: Design and construct pedestrian and other non-motorized improvements on 16th Avenue SW between SW 107th Street and SW 100th Street in White Center.</p> <p>Description of Budget Request: Road Services requests REET1 funds to complete design and to construct the project.</p>

CAP Summary by Fund

Budget: 2023-2024 Biennial, Scenario: Executive Proposed, Agency: All, Fund: 3855 COUNTY ROAD MAJOR MAINTENANCE, Cap Status: Approved, Is IT Proj? Both Yes and No

2023-2024 Biennial - Executive Proposed

1139144	SE Reinig Road Drainage Improvement Culvert STANDALONE		\$267,000	<p>Scope: Increase the safety and condition of Reinig Road and enhance fish passage by replacing the existing 40-inch corrugated metal pipe which is undersized with a new culvert of fish passable design.</p> <p>Description of Budget Request: This budget request is based on currently available estimates for designing and constructing the project. The Road Services Division has applied for a Rural Arterial Program grant, funded by the County Road Administration Board, for this project. The budget request programs these grant funds in the event the grant is awarded, and requests REET1 funding for the local match.</p>
1139147	Countywide Americans with Disabilities Act Program PROGRAMMATIC		\$313,635	<p>Scope: This program will repair and modify road infrastructures such as sidewalks, curb ramps, crosswalks, and crosswalk signal push buttons to be in compliance with the Americans with Disabilities Act (ADA).</p> <p>Description of Budget Request: This budget request will fund improvements as identified in Roads' ADA Transition Plan. Roads does additional ADA improvements as a part of capital improvement projects the costs associated with those improvements are within the individual project budgets.</p>
1140905	17401 SE 240th Street - Culvert Replacement - Fish Passage STANDALONE		\$1,109,000	<p>Scope: Replace a 36-inch concrete culvert with a new structure that will be fish passable.</p> <p>Description of Budget Request: This is a technical adjustment converting this active project from a subproject within the Countywide Fish Passage and Culvert Replacement Program to a standalone project. In addition, Roads requests \$1,109,000 in SWM funds to continue design of the project.</p>
1140906	156th Avenue SE & SE 240th Street - Culvert Replacement - Fish Passage STANDALONE		\$900,000	<p>Scope: Replace three culverts with new concrete box culverts. This project has a fish benefit.</p> <p>Description of Budget Request: This is a technical adjustment converting this active project from a subproject within the Countywide Fish Passage and Culvert Replacement Program to a standalone project. In addition, Road Services requests \$900,000 in REET1 funds to continue designing the project.</p>
1143968	RSD AVONDALE ROAD NE AND NE 128TH WAY PAVEMENT PRESERVATION STANDALONE		\$1,720,000	<p>Scope: Overlay approximately 0.6 mile of Avondale Road NE, from the northern edge of Bear Creek Bridge #52E NE to NE 128th Way. In addition, non-motorized enhancements will be included, including but not limited to, upgrading pedestrian pushbuttons, striping bicycle lanes, and adding bicycle lane symbols and bicycle signal detector loops with signals on Avondale Road NE.</p> <p>Description of Budget Request: Roads has applied for a Surface Transportation Program grant from the Puget Sound Regional Council to design and construct the project. The 2023-2024 appropriation will fund design and the grant (local) match for construction which is anticipated in 2026.</p>

CAP Summary by Fund

Budget: 2023-2024 Biennial, Scenario: Executive Proposed, Agency: All, Fund: 3855 COUNTY ROAD MAJOR MAINTENANCE, Cap Status: Approved, Is IT Proj? Both Yes and No

2023-2024 Biennial - Executive Proposed

1143969	RSD NORTH FORK BRIDGE #122I REPLACEMENT STANDALONE		\$5,198,000	Scope: Replace North Fork Bridge #122I, which is structurally deficient, scour critical, and weight restricted. This project will also raise the height of 428th Ave SE roadway to minimize frequent roadway flooding and to replace an upstream levee to address channel migration of the North Fork of the Snoqualmie River. Description of Budget Request: Road Services has applied for a Federal Local Bridge Program grant (\$4,534,125) to replace the bridge, and requests REET1 funds for the grant (local) match (\$663,875) for design and right-of-way acquisition.
1143971	RSD JUDD CREEK BRIDGE #3184 OVERLAY STANDALONE		\$1,680,000	Scope: Overlay the deck of Judd Creek Bridge #3184. Description of Budget Request: Road Services has applied for a Federal Local Bridge Program grant, and this budget request is for the grant total and will fund design and construction phases for the project.
1144161	RSD 26124 SE 472ND STREET CULVERT REPLACEMENT STANDALONE		\$255,000	Scope: Replace a 36-inch corrugated metal pipe with a new concrete culvert that will be fish passable. Description of Budget Request: Road Services requests \$255,000 in SWM funding that will fund the design for this project to replace the culvert.
1144162	RSD 24219 NE 80TH STREET CULVERT REPLACEMENT STANDALONE		\$1,389,000	Scope: Replace three existing culverts with a new structure. This project has a fish benefit. Description of Budget Request: Road Services requests \$1,389,000 in REET1 funds in 2023-2024 to design and partially fund construction. Additional funds will be allocated to fully fund construction in the next biennium.
1144163	RSD 8402 W SNOQUALMIE VALLEY ROAD NE CULVERT REPLACEMENT STANDALONE		\$583,000	Scope: Replace the existing 24-inch concrete culvert with a new concrete box culvert. This project has a fish benefit. Description of Budget Request: This request of \$583,000 in SWM funds will fund the design of this project set to start in 2023.
1144164	RSD 208TH AVENUE SE @ SE 135TH STREET CULVERT REPLACEMENT STANDALONE		\$429,000	Scope: Replace a corrugated metal pipe with a new structure. This project has a fish benefit. Description of Budget Request: Road Services requests \$429,000 in REET1 funding in the 2023-2024 biennium to design the project.
1144165	RSD 25414 SE 424TH STREET NEAR 254TH AVENUE S CULVERT REPLACEMENT STANDALONE		\$1,000,000	Scope: Replace an existing 24-inch round corrugated metal pipe with a new box culvert. This project has a fish benefit. Description of Budget Request: Road Services has applied for a Flood Risk Reduction grant (\$600,000) to design and acquire right-of-way and requests \$400,000 in REET1 funds for the grant (local) match.
1144166	RSD 238TH AVENUE NE AND NE 70TH STREET CULVERT REPLACEMENT STANDALONE		\$526,000	Scope: Replace a 30-inch plastic culvert with a new concrete box culvert. This project has a fish benefit. Description of Budget Request: Road Services requests \$526,000 in REET1 funds to design the project. Additional funds will be requested in future biennium to fund construction.

CAP Summary by Fund

Budget: 2023-2024 Biennial, Scenario: Executive Proposed, Agency: All, Fund: 3855 COUNTY ROAD MAJOR MAINTENANCE, Cap Status: Approved, Is IT Proj? Both Yes and No

2023-2024 Biennial - Executive Proposed

1144167	RSD NE 100TH STREET ON AMES CREEK CULVERT REPLACEMENT STANDALONE		\$850,000	<p>Scope: Replace an 8-foot by 8-foot concrete box culvert with a new structure which will be fish passable.</p> <p>Description of Budget Request: Road Services requests \$850,000 in SWM funding to design the project.</p>
1144168	RSD SE RAVENSDALE WAY ON ROCK CREEK CULVERT REPLACEMENT STANDALONE		\$939,000	<p>Scope: Replace twin 36-inch corrugated metal culverts with a new concrete box culvert that will be fish passable.</p> <p>Description of Budget Request: Road Services requests \$939,000 in SWM funding to design the project.</p>
3855 - COUNTY ROAD MAJOR MAINTENANCE		Total	\$58,874,008	
Grand Total			\$58,874,008	

**2023-2024 Capital Financial Plan
COUNTY ROAD MAJOR MAINTENANCE FUND / 00003855**

Capital Improvement Program (CIP) Budget

	2021-2022 Estimated Ending Balance (Biennium ITD Balance)	2023-2024 Proposed	2023-2024 Total (Balance + Budget)	2025-2026 Projected	2027-2028 Projected
Capital Budget Revenue Sources:					
Revenue Backing from Fund Balance	22,385,823	4,905,000	27,290,823	-	-
Grants:(Federal/State)	14,274,462	17,542,651	31,817,113	17,547,280	29,554,312
Contribution-Surface Water Mgmt	3,147,438	8,532,130	11,679,568	9,020,746	7,744,540
Contribution-Real Estate Excise Tax (REET)	6,371,275	12,330,960	18,702,235	10,524,000	9,775,500
Contribution-Public Transportation	1,374,000	-	1,374,000	-	-
General Obligation Bond Proceeds	-	-	-	2,398,883	-
Transfer from County Road Fund	-	11,963,267	11,963,267	11,153,944	7,388,755
Services-Flood Control District	5,631,677	3,600,000	9,231,677	1,330,000	-
Other Revenue	-	-	-	3,659,075	12,598,378
Grant Contingency	12,804,499	-	12,804,499	-	-
Total Capital Revenue	\$ 65,989,174	\$ 58,874,008	\$ 124,863,182	\$ 55,633,928	\$ 67,061,485
Capital Appropriation:					
Administrative	67,980	18,700	86,680	-	-
Bridges And Structures	17,087,483	11,751,381	28,838,864	21,055,281	34,750,807
Contingency	15,254,687	3,350,000	18,604,687	-	-
Quick Response Contingency	4,186,019	7,243,759	11,429,778	-	-
Drainage	16,554,944	24,703,694	41,258,638	21,717,892	19,788,952
Maintenance Facilities	535,368	-	535,368	-	-
Roadside	3,555,667	613,635	4,169,302	332,435	352,999
Roadway	6,425,506	11,192,839	17,618,345	12,528,320	12,168,727
Traffic Control/Safety	2,321,519	-	2,321,519	-	-
Total Capital Appropriation	\$ 65,989,174	\$ 58,874,008	\$ 124,863,182	\$ 55,633,928	\$ 67,061,485

CIP Fund Financial Position

	2021-2022 Biennial-to- Date Actuals	2021-2022 Estimated	2023-2024 Biennial- to-Date Actuals	2023-2024 Estimated	2025-2026 Projected	2027-2028 Projected
Beginning Fund Balance	20,978,793	20,978,793	-	29,049,234	17,209,649	15,438,870
Capital Funding Sources						
Grants:(Federal/State)	4,497,598	14,675,732	-	20,503,682	15,824,042	15,914,031
Contribution-Surface Water Mgmt	5,156,026	7,858,322	-	14,837,656	9,020,746	7,744,540
Contribution-Real Estate Excise Tax (REET)	1,860,826	3,627,299	-	8,706,848	10,524,000	9,775,500
Contribution-Public Transportation	-	126,000	-	870,000	504,000	-
Other Funding Source-Bond Proceeds	6,347,270	6,347,270	-	-	2,398,883	-
Transfer from County Road Fund	19,163,886	23,755,761	-	11,260,142	11,153,944	7,388,755
Services-Flood Control District	215,983	1,479,771	-	11,343,321	1,880,000	-
Services-City of Issaquah	700,000	700,000	-	-	-	-
Other Revenue	206,820	271,833	-	-	-	-
Total Capital Revenue	\$ 38,148,410	\$ 58,841,988	\$ -	\$ 67,521,649	\$ 51,305,615	\$ 40,822,826
Capital Expenditures						
Administrative	749,271	814,796	-	65,576	-	-
Bridges And Structures	6,938,775	14,143,352	-	19,457,144	12,488,562	16,689,955
Contingencies	-	-	-	-	-	-
Drainage	6,109,972	9,907,450	-	41,703,685	29,603,577	17,832,551
Maintenance Facilities	405,645	405,645	-	-	-	-
Quick Response	-	-	-	4,601,559	2,500	-
Roadside	2,820,356	4,973,488	-	2,357,830	841,435	-
Roadway	7,047,284	17,256,253	-	11,080,439	10,135,320	9,114,227
Traffic Control/Safety	862,209	1,477,176	-	595,000	5,000	-
Total Capital Expenditures	\$ 24,933,511	\$ 48,978,161	\$ -	\$ 79,861,233	\$ 53,076,394	\$ 43,636,733
Other Fund Transactions						
Transfer between capital funds	1,793,387	1,793,387	-	(500,000)	-	-
Total Other Fund Transactions	\$ 1,793,387	\$ 1,793,387	\$ -	\$ (500,000)	\$ -	\$ -
Ending Fund Balance	32,400,304	29,049,234	\$ -	17,209,649	15,438,870	12,624,963
Ending Fund Balance designated to current projects*	\$ 25,903,303	\$ 22,385,823	\$ -	\$ 17,209,649	\$ 15,438,870	\$ 12,624,963
Reserves						
Capital Stabilization Reserve	3,436,860	4,231,347	-	-	-	-
Total Reserves	\$ 3,436,860	\$ 4,231,347	\$ -	\$ -	\$ -	\$ -
Projected Shortfall	-	-	-	-	-	-
Ending Undesignated Fund Balance	\$ 3,060,142	\$ 2,432,064	\$ -	\$ 0	\$ -	\$ -

Financial Plan Notes

CIP Budget Notes:

All financial plans have the following assumptions, unless otherwise noted in below rows.

2021-2022 Estimated Ending Balance column reflects the best estimate of the inception to date budget balances and actual balances after 2021 is closed.

2023-2024 Proposed Budget is consistent with PIC for 2023-2024 Executive Proposed Budget.

2023-2024 Total Budget sums the Estimated Ending Balance Budget and the 2023-2024 Budget.

Outyear revenue and expenditure budget assumptions tie to the outyears of the Ordinance Attachment by Fund report in PIC, with exceptions explicitly noted.

Revenue Notes:

Revenues shown are equal to the budgeted expenditure. Revenues include new revenue and fund balance designated to projects.

Surface Water Management Revenue in 2025-2026 & 2027-2028 do not balance to PIC. The totals represented in this Financial Plan are consistent with current projections of SWM rate revenue, with annexations taken into consideration, and represent the estimated portion available to fund eligible fish passage and drainage projects.

Increases in outyear revenues for grants is based on assumptions made for additional grant awards from the federal infrastructure funding and the addition of dedicated grants staffing proposed in the operating budget.

Appropriation Notes:

CIP Fund Financial Position:

All financial plans have the following assumptions, unless otherwise noted in below rows.

Biennial to Date (BTD) expenditures and revenue reflect EBS totals for budgetary accounts as of the most recent closed month.

2021-2022 Actuals reflect 2021-2022 amounts in EBS as of May 2022.

2021-2022 Estimated column reflects the best estimate for the biennium based on actuals and should be informed by the fund's spending plan.

Outyear revenue projections and expenditure estimates are based on the most recent projections and reflect current project plans.

Revenues Notes:

Expenditure Notes:

Reserve Notes:

*Fund balance designated to current projects is for projects that are already appropriated. This fund balance cannot be used for other projects without disappropriating projects or creating a shortfall in the fund.

Data pulled from PIC System September 7, 2022 by Kristin Cline

Prepared by: Kristin Cline, September 7, 2022

CAP Summary by Fund

Budget: 2023-2024 Biennial, Scenario: Executive Proposed, Agency: All, Fund: 3860 ROADS CAPITAL, Cap Status: Approved, Is IT Proj? Both Yes and No

2023-2024 Biennial - Executive Proposed

3860 ROADS CAPITAL - Roads Services Division				
Project Number	Project Name Class Code	Tech Adj	FY23-24	Narratives
1111819	Countywide Drainage Preservation 3860 PROGRAMMATIC	✓	(\$1,168,342)	Scope: Replace and preserve roadway drainage systems and associated roadway features in compliance with current codes and standards Description of Budget Request: This budget request will disappropriate the remaining balance and close this program. A new drainage preservation program replaced this program in a prior biennium, and the outstanding projects in this program have been completed.
1114792	Fund 3860 Administrative Project ADMIN	✓	\$1,819,875	Scope: This is the default administrative project for Fund 3860 County Road Construction Funds. Description of Budget Request: This request will transfer fund balance out of the legacy County Road Construction Fund. This amount was determined using the balances of revenue-backed project disappropriations and projected fund balance at the end of the biennium. In order to move fund balance between funds, Finance (FBOD) requires that an administrative project be charged.
1116885	RSD WOODINVILLE DUVALL ITS STANDALONE	✓	(\$346,289)	Scope: Upgrade, interconnect and synchronize six traffic signals; enable centralized signal control; develop new timing plans for peak hour, incident and emergency management; provide system detection for traveler information data; install weather sensors systems(s) at key locations; provide CCTV coverage; and install fiber optic communications between King County's west boundary and 212th Ave NE along Woodinville Duvall Road. Description of Budget Request: This will disappropriate the remaining balance and close the project as the work is complete.
1116888	SW Roxbury Street Pedestrian Improvements - Between 28th Avenue SW to 30th Avenue SW STANDALONE	✓	(\$142,223)	Scope: Improve the road shoulder by adding sidewalk on south side of roadway. Description of Budget Request: This will disappropriate the remaining balance and close the project as the work is complete.
1124986	Countywide High Risk Rural Road Program PROGRAMMATIC	✓	(\$835,184)	Scope: Evaluate, design and mitigate locations with very high crash rates that would benefit from safety improvements, as identified by the Federal Highway Safety Improvement Program (HSIP). Proposed improvements include high friction surface treatment (HFST), installation of guardrail, removal of roadside obstructions, new illumination, installing centerline delineation, radar speeds signs, and other possible safety treatments as permitted. Description of Budget Request: This will disappropriate the remaining balance and close the project as the work is complete.

CAP Summary by Fund

Budget: 2023-2024 Biennial, Scenario: Executive Proposed, Agency: All, Fund: 3860 ROADS CAPITAL, Cap Status: Approved, Is IT Proj? Both Yes and No

2023-2024 Biennial - Executive Proposed

1125758	West Snoqualmie Valley Road NE & NE 124th Street at Woodinville Duvall Road (Culvert Replacement) STANDALONE	✓	(\$359,924)	<p>Scope: Replace a failing 18-inch-diameter concrete pipe under W. Snoqualmie Valley Road NE. The culvert conveys a stream that outfalls to the Snoqualmie River.</p> <p>Description of Budget Request: This will disappropriate the remaining balance and close the project as the work is complete. The project came in under budget and the entire amount of appropriated funds was not needed.</p>
3860 - ROADS CAPITAL		Total	(\$1,032,087)	
Grand Total			(\$1,032,087)	

**2023-2024 Capital Financial Plan
COUNTY ROAD CONSTRUCTION / 000003860**

Capital Improvement Program (CIP) Budget

	2021-2022 Estimated Ending Balance (Biennium ITD Balance)	2023-2024 Proposed	2023-2024 Total (Balance + Budget)	2025-2026 Projected	2027-2028 Projected
Capital Budget Revenue Sources:					
Revenue Backing from Fund Balance	1,488,421	(489,422)	998,999	-	-
Grants:(Federal/State)	1,195,107	(322,075)	873,032	-	-
Contribution: Surface Water Mgmt	220,590	(220,590)	(0)	-	-
Total Capital Revenue	\$ 2,904,118	\$ (1,032,087)	\$ 1,872,031	\$ -	\$ -
Capital Appropriation:					
ADMIN	48,434	1,819,875	1,868,309	-	-
RSD C W Drainage Preservation	1,172,064	(1,168,342)	3,722	-	-
RSD CW HRRRP	835,184	(835,184)	(0)	-	-
RSD Quick Response	-	-	-	-	-
STANDALONE	848,436	(848,436)	0	-	-
Total Capital Appropriation	\$ 2,904,118	\$ (1,032,087)	\$ 1,872,031	\$ -	\$ -

CIP Fund Financial Position

	2021-2022 Biennial-to- Date Actuals	2021-2022 Estimated	2023-2024 Biennial- to-Date Actuals	2023-2024 Estimated	2025-2026 Projected	2027-2028 Projected
Beginning Fund Balance	3,335,141	3,335,141	-	1,931,019	0	0
Capital Funding Sources						
Grants:(Federal/State)	1,830	1,830	-	-	-	-
Other Revenue	(587)	4,388	-	-	-	-
Total Capital Revenue	\$ 1,243	\$ 6,218	\$ -	\$ -	\$ -	\$ -
Capital Expenditures						
RSD C W Drainage Preservation	-	121,903	-	-	-	-
RSD Quick Response	764	764	-	-	-	-
Standalone	3,367	3,367	-	-	-	-
*Payroll Accrual	457	-	-	-	-	-
Total Capital Expenditures	\$ 4,589	\$ 126,035	\$ -	\$ -	\$ -	\$ -
Other Fund Transactions						
Transfer out to other funds	(1,284,305)	(1,284,305)	-	(1,931,019)	-	-
Total Other Fund Transactions	\$ (1,284,305)	\$ (1,284,305)	\$ -	\$ (1,931,019)	\$ -	\$ -
Ending Fund Balance	2,047,490	1,931,019	\$ -	0	0	0
Ending Fund Balance designated to current projects*	\$ -	\$ -	\$ -	\$ -	\$ -	\$ -
Reserves						
Total Reserves	\$ -	\$ -	\$ -	\$ -	\$ -	\$ -
Projected Shortfall	-	-	-	-	-	-
Ending Undesignated Fund Balance	\$ 2,047,490	\$ 1,931,019	\$ -	\$ 0	\$ 0	\$ 0

Financial Plan Notes

CIP Budget Notes:

All financial plans have the following assumptions, unless otherwise noted in below rows.
 2021-2022 Estimated Ending Balance column reflects the best estimate of the inception to date budget balances and actual balances after 2021 is closed.
 2023-2024 Proposed Budget is consistent with PIC for 2023-2024 Executive Proposed Budget.
 2023-2024 Total Budget sums the Estimated Ending Balance Budget and the 2023-2024 Budget.
 Outyear revenue and expenditure budget assumptions tie to the outyears of the Ordinance Attachment by Fund report in PIC, with exceptions explicitly noted.

Revenue Notes:

Revenues shown are equal to the budgeted expenditure. Revenues include new revenue and fund balance designated to projects.

Appropriation Notes:

Roads intends to close this fund in Q1 2023 with remaining balances swept administratively after final expenses are booked.

CIP Fund Financial Position:

All financial plans have the following assumptions, unless otherwise noted in below rows.
 Biennial to Date (BTD) expenditures and revenue reflect EBS totals for budgetary accounts as of the most recent closed month.
 2021-2022 Actuals reflect 2021-2022 amounts in EBS as of May 2022.
 2021-2022 Estimated column reflects the best estimate for the biennium based on actuals and should be informed by the fund's spending plan.
 Outyear revenue projections and expenditure estimates are based on the most recent projections and reflect current project plans.

Revenues Notes:

Expenditure Notes:

This fund will be closing out in an omnibus during the 23/24 biennium. Transfer out of funds will be made to balance this fund to zero.

Reserve Notes:

*Fund balance designated to current projects is for projects that are already appropriated. This fund balance cannot be used for other projects without disappropriating projects or creating a shortfall in the fund.

Add date data pulled, from what system, and by whom: PIC System September 7, 2022 Kristin Cline

Add date the financial plan was last updated and by whom: September 7, 2022 Kristin Cline

CAP Summary by Fund

Budget: 2023-2024 Biennial, Scenario: Executive Proposed, Agency: All, Fund: 3865 KING COUNTY ROAD CONSTRUCTION, Cap Status: Approved, Is IT Proj? Both Yes and No

2023-2024 Biennial - Executive Proposed

3865 KING COUNTY ROAD CONSTRUCTION - Roads Services Division				
Project Number	Project Name Class Code	Tech Adj	FY23-24	Narratives
1129592	Emergent Need 3865 ADMIN		\$700,000	Scope: Provide funding for existing projects that experience unforeseen circumstances such as delay, match for additional grant funding, or required accelerations. Description of Budget Request: This request will provide funding for emergent needs. The requested amount can be supported by the financial plan and complies with the appropriation as allowed by King County Code.
1129593	Grant Contingency Project for Fund 3865 ADMIN		\$250,000	Scope: Provide appropriation authority reflecting potential grant contingent sources that may be awarded. Description of Budget Request: This request will appropriate \$250,000 in Road Funds as a dedicated source to fund the local match for upcoming grant opportunities. Washington State may receive over \$5 billion for highways and bridges over the next five years. This appropriation will allow the division to apply for and receive grants between budget cycles.
1129598	Issaquah-Hobart Road SE at SE May Valley Road Improvements STANDALONE		\$400,000	Scope: Construct intersection improvements which could be either a roundabout or additional travel lanes with a traffic signal at the intersection of Issaquah Hobart Road SE and SE May Valley Road. Description of Budget Request: Road Services requests REET1 funds to continue final design and start right-of-way acquisition.
1131235	S 360th Street at Military Road S Roundabout STANDALONE		\$418,000	Scope: Design and construct a single lane elliptical roundabout. Description of Budget Request: As the project is approaching 100 percent design, engineers have identified that additional funds are needed for acquisition. The estimates to acquire the right-of-way have increased and, in addition, there are unplanned needs for a consultant to complete the right-of-way plan. Road Services is utilizing county roads funding for additional appropriation for this project.
1134080	NE Woodinville-Duvall Road at West Snoqualmie Valley Road NE Improvements STANDALONE		\$400,000	Scope: Design and construct improvements to the intersection of NE Woodinville Duvall Road at West Snoqualmie Valley Road NE. Description of Budget Request: Road Services is using fund balance in the 2023-2024 biennium to start final design.
1135043	Northeast Maintenance Facility Replacement STANDALONE		\$0	Scope: Acquire land and construct a new, centrally located maintenance facility to serve northeastern King County, replacing the existing Cadman facility that is mislocated to meet current road maintenance needs. Description of Budget Request: There is no budget request for 2023-2024; budget request reflects planning estimates for out years only.
1139146	Rainier Avenue S and S Lakeridge Drive Intersection Improvements STANDALONE		\$250,000	Scope: Improve the intersection of Rainier Avenue S and S Lakeridge Drive, located between the cities of Renton and Seattle, to provide safer vehicular access to Rainier Avenue S, as well as a safer crossing for pedestrians. Description of Budget Request: Road Services requests REET1 funds for right-of-way acquisition and construction.

CAP Summary by Fund

Budget: 2023-2024 Biennial, Scenario: Executive Proposed, Agency: All, Fund: 3865 KING COUNTY ROAD CONSTRUCTION, Cap Status: Approved, Is IT Proj? Both Yes and No

2023-2024 Biennial - Executive Proposed

1143972	RSD S 360TH STREET AND 28TH AVENUE S INTERSECTION IMPROVEMENT STANDALONE		\$3,102,000	Scope: Design and construct improvements to the intersection of S 360th Street and 28th Avenue S. Description of Budget Request: Roads has received a Highway Safety Improvement Program grant to design and construct improvements to the intersection by either adding a new single lane or a compact roundabout. This budget request is to fund the design and right-of-way acquisition phases for the project, and Road Services is using roads funds for the grant (local) match.
1143973	RSD BERRYDALE OVERCROSSING BRIDGE #3086OX REPLACEMENT AND CORRIDOR IMPROVEMENTS STANDALONE		\$0	Scope: Replace Berrydale Bridge #3086OX, which is structurally deficient and functionally obsolete. The project will also construct two roundabouts at each end of the bridge on SE Black Diamond Road, at SE 290th Street and at SE 292nd Street, and replace a fish barrier culvert over Jenkins Creek within the project corridor. Description of Budget Request: There is no budget request for 2023-2024; the budget reflects a grant request which would begin in the 2025-2026 biennium if awarded.
1143974	RSD ROAD SERVICES DIVISION 2 FACILITY STANDALONE		\$800,000	Scope: Evaluate alternatives to refurbish, reconstruct, or relocate the Division 2 Regional Maintenance Shop currently located in Fall City, and implement the project. Description of Budget Request: This budget request is based on currently available estimates to evaluate alternatives and design the chosen alternative.
1143975	RSD ROAD SERVICES DIVISION 5 FACILITY STANDALONE		\$1,580,000	Scope: Evaluate alternatives to refurbish, reconstruct, expand or relocate the Division 5 Maintenance Regional Shop on Vashon Island, and implement the project. Description of Budget Request: This request will fund alternatives analysis and design based on the current estimates.
1143976	RSD WHITE CENTER PED STANDALONE		\$500,000	Scope: Construct traffic calming measures on SW 10th Avenue SW between SW 108th Street and SW 116th Street, and enhance the regional trail crossing and access to the Steve Cox Memorial Park on SW 102nd Street at 13th Avenue SW. Description of Budget Request: This request is based on the amount of a Washington State Legislative earmark to complete this work.
1143977	RSD HIGHLINE SCHOOL DISTRICT IMPROVEMENTS STANDALONE		\$1,140,000	Scope: Develop alternatives, design and construct pedestrian, bicycle and traffic calming elements that will provide the optimal combination of safety, mobility and cost efficiency elements along 8th Avenue SW between SW 100th Street and SE 108th Street. The project includes community input as part of the analysis. Description of Budget Request: The 2023-2024 budget request funds this project based on the current estimate to design. Road Services is requesting REET1 funding for design and has also applied for a Washington State Department of Transportation Safe Routes to School grant. This project has also been identified in the community needs list.

CAP Summary by Fund

Budget: 2023-2024 Biennial, Scenario: Executive Proposed, Agency: All, Fund: 3865 KING COUNTY ROAD CONSTRUCTION, Cap Status: Approved, Is IT Proj? Both Yes and No

2023-2024 Biennial - Executive Proposed

1143978	RSD CAMELOT ELEMENTARY SCHOOL IMPROVEMENTS STANDALONE		\$1,318,000	<p>Scope: Design and construct approximately 615 feet of sidewalk on the north side of S 298th Street between Camelot Elementary School at 4041 S 298th Street and 36th Place S.</p> <p>Description of Budget Request: This request fully funds the project based on the current estimates to design and construct. Roads has also applied for a Washington State Department of Transportation Safe Routes to School grant.</p>
1144322	RSD 185TH AVENUE NE AT NE 179TH STREET CULVERT CONSTRUCTION STANDALONE		\$4,040,505	<p>Scope: Replace an undersized and deteriorated 49-foot-long 36-inch corrugated aluminum culvert with a bridge that will be fish passable.</p> <p>Description of Budget Request: As this proposed project will create a new bridge asset in the county's inventory, this request will create a new project in Fund 3865 County Road Construction Fund and close the existing active subproject in Fund 3855 County Road Preservation. As part of this change \$422,000 in previously appropriated SWM funds will be transferred to this new project. Road Services requests \$3,578,500 in new appropriation in the 2023-2024 biennium to construct the project. The division has applied for a King County Flood Reduction grant (\$2,050,000), and requests REET1 funding (\$478,500) and SWM funding (\$1,050,000) for the grant (local) match.</p>
3865 - KING COUNTY ROAD CONSTRUCTION		Total	\$14,898,505	
Grand Total			\$14,898,505	

**2023-2024 Capital Financial Plan
Roads Construction / 00003865**

Capital Improvement Program (CIP) Budget

	2021-2022 Estimated Ending Balance (Biennium ITD Balance)	2023-2024 Proposed	2023-2024 Total (Balance + Budget)	2025-2026 Projected	2027-2028 Projected
Capital Budget Revenue Sources:					
Revenue Backing from Fund Balance	4,985,438	1,100,000	6,085,438	-	-
WA State Dept of Transportation	1,859,468	5,120,000	6,979,468	3,719,500	-
County Road Fund	-	1,248,000	1,248,000	580,500	-
Contribution-Real Estate Excise Tax (REET)	875,624	1,528,505	2,404,129	-	-
Federal Emergency Grants	4,320,597	-	4,320,597	-	-
Sale of land	-	2,380,000	2,380,000	6,500,000	60,000,000
Contribution-Surface Water Mgmt	-	1,472,000	1,472,000	-	-
Services-Flood Control District	-	2,050,000	2,050,000	-	-
Grant Contingency	4,748,711	-	4,748,711	-	-
Total Capital Revenue	\$ 16,789,838	\$ 14,898,505	\$ 31,688,343	\$ 10,800,000	\$ 60,000,000
Capital Appropriation:					
Administrative	4,268	-	4,268	-	-
Bridges And Structures	1,556,629	-	1,556,629	4,300,000	-
Contingencies	5,567,159	950,000	6,517,159	-	-
Drainage	-	4,040,505	4,040,505	-	-
Maint Facility Replacements	488,683	2,380,000	2,868,683	6,500,000	60,000,000
Roadside	838,571	2,958,000	3,796,571	-	-
Roadway	2,977,493	-	2,977,493	-	-
Traffic Control/Safety	5,357,035	4,570,000	9,927,035	-	-
Total Capital Appropriation	\$ 16,789,838	\$ 14,898,505	\$ 31,688,343	\$ 10,800,000	\$ 60,000,000

CIP Fund Financial Position

	2021-2022 Biennial-to-Date Actuals	2021-2022 Estimated	2023-2024 Biennial-to-Date Actuals	2023-2024 Estimated	2025-2026 Projected	2027-2028 Projected
Beginning Fund Balance	6,235,765	7,141,577	-	7,859,034	7,546,540	7,144,703
Capital Funding Sources						
Federal Aid Urban System Road Grant	-	-	-	-	-	-
WA State Dept of Transportation	230,223	2,359,632	-	4,095,030	6,782,079	1,763,760
County Road Fund	1,007,380	1,163,005	-	536,828	580,500	-
Real Estate Excise Tax (REET)	415,911	678,174	-	3,468,918	281,700	1,000
Other Revenue	49,332	53,358	-	-	-	-
Federal Emergency Grants	194,659	1,817,365	-	1,362,050	-	-
Sale of land	-	-	-	2,380,000	6,500,000	60,000,000
Contribution-Surface Water Mgmt	-	-	-	1,472,000	-	-
Services-Flood Control District	-	-	-	2,050,000	-	-
Total Capital Revenue	\$ 1,897,504	\$ 6,071,534	\$ -	\$ 15,364,826	\$ 14,144,279	\$ 61,764,760
Capital Expenditures						
Administrative	4,817	13,817	-	18,828	-	-
Bridges And Structures	469,553	2,399,902	-	1,556,629	2,023,000	2,024,000
Contingencies	-	-	-	-	-	-
Drainage	-	-	-	4,040,505	-	-
Maint Facility Replacements	-	-	-	1,395,000	6,735,000	52,940,000
Roadside	283,010	2,195,106	-	1,354,449	2,333,750	10,000
Roadway	224,846	635,434	-	246,427	519,866	-
Traffic Control/Safety	444,373	544,726	-	5,965,482	2,934,500	10,000
Total Capital Expenditures	\$ 1,426,600	\$ 5,788,986	\$ -	\$ 14,577,320	\$ 14,546,116	\$ 54,984,000
Other Fund Transactions						
Transfer between capital funds	(434,908)	(434,908)	-	1,100,000	-	-
Total Other Fund Transactions	\$ (434,908)	\$ (434,908)	\$ -	\$ 1,100,000	\$ -	\$ -
Ending Fund Balance	7,141,577	7,859,034	\$ -	7,546,540	7,144,703	13,925,463
Ending Fund Balance designated to current projects*	\$ 5,769,757	\$ 5,532,080	\$ -	\$ 7,546,540	\$ 7,144,703	\$ 13,925,463
Reserves						
Total Reserves	\$ -	\$ -	\$ -	\$ -	\$ -	\$ -
Projected Shortfall	-	-	-	-	-	-
Ending Undesignated Fund Balance	\$ 1,371,821	\$ 2,326,954	\$ -	\$ 0	\$ 0	\$ -

Financial Plan Notes

CIP Budget Notes:

All financial plans have the following assumptions, unless otherwise noted in below rows.
 2021-2022 Estimated Ending Balance column reflects the best estimate of the inception to date budget balances and actual balances after 2021 is closed.
 2023-2024 Proposed Budget is consistent with PIC for 2023-2024 Executive Proposed Budget.
 2023-2024 Total Budget sums the Estimated Ending Balance Budget and the 2023-2024 Budget.
 Outyear revenue and expenditure budget assumptions tie to the outyears of the Ordinance Attachment by Fund report in PIC, with exceptions explicitly noted.

Revenue Notes:

Appropriation Notes:

CIP Fund Financial Position:

All financial plans have the following assumptions, unless otherwise noted in below rows.
 Biennial to Date (BTD) expenditures and revenue reflect EBS totals for budgetary accounts as of the most recent closed month.
 2021-2022 Actuals reflect 2021-2022 amounts in EBS.
 2021-2022 Estimated column reflects the best estimate for the biennium based on actuals and should be informed by the fund's spending plan.
 Outyear revenue projections and expenditure estimates are based on the most recent projections and reflect current project plans.

Revenues Notes:

Expenditure Notes:

Other Fund Transaction Notes:

Other fund transactions are balances being moved between Roads other capital funds for use. In 2023-2024 \$500,000 is being transferred in from F3855 & \$600,000 transferred in from F3860

Reserve Notes:

*Fund balance designated to current projects is for projects that are already appropriated. This fund balance cannot be used for other projects without disappropriating projects or creating a shortfall in the fund.

COMMUNITY NEEDS LIST INVESTMENTS

The 2023-2024 Proposed Budget advances priorities put forward by residents of Unincorporated King County through the community needs list process.

BACKGROUND

The Department of Local Services (DLS) is required by King County Code 2.16.055, C.1 to develop 11 community needs lists (CNLs)—one for each of the six rural community service areas and five urban potential annexation areas. The CNLs are lists of potential services, programs, facilities, and capital improvements identified by the community that will require additional resources.

Through a community outreach process, DLS collected nearly 2,000 requests from the community for the CNLs. The initial requests were grouped into 944 unique requests. In partnership with Executive agencies, DLS determined that 264 requests (28%) should advance to the CNLs. Of the requests that were not advanced, 285 requests (30%) were considered out of scope. Most of the out-of-scope requests (79%) were either the responsibility of another entity (such as a school district), not located in UKC, or for work that the County does not do (such as operating food banks). A small number of requests were considered out of scope because they cannot be addressed due to the Roads Funding Crisis (4%) or terrain/property issues (2%).

The remaining 395 (42%) requests were considered in scope but were not advanced for other reasons, including:

- 154 (39%) are part of standard operations and do not require additional funding.
- 61 (15%) had policy considerations that cannot be addressed through the CNL process.
- 27 (7%) are already included in capital improvement plans.
- 21 (2%) have already been completed.

2022 CNL INVESTMENTS

Of the 264 requests on the CNLs, the implementation for 50 items is underway in 2022:

- The **Department of Community and Human Services (DCHS)** is working to:
 - o Continue current programs to fund more affordable housing, implement strategies to prevent and mitigate displacement, and fund permanent housing solutions for households experiencing homelessness across UKC
 - o Administer programs that promote housing stability and prevent homelessness

- o Ensure access to drug-use prevention and early intervention in North Highline, with a focus on youth
- o Improve the availability and affordability of childcare and early childhood education in southeast King County, Vashon-Maury Island, and North Highline
- o Increase access to college and college preparation activities in Skyway-West Hill
- o Support youth job readiness and employment programs in Skyway-West Hill and North Highline
- o Provide services for BIPOC youth in Skyway-West Hill
- The **Department of Local Services (DLS)** is working to:
 - o Improve the permitting process and increase service accessibility
 - o Enforce illegal dumping in Greater Maple Valley
 - o Provide support for local businesses/business owners in North Highline
 - o Improve litter control on Vashon-Maury Island
 - o Enforce codes related to property use in Vashon-Maury Island
- The **Department of Natural Resources and Parks (DNRP)** is working to:
 - o Continue trash clean-up in King County parks in North Highline
 - o Continue land acquisition and design of wetland preservation for the Cemetery Wetlands and Tributary.
- The **King County Sheriff's Office (KCSO)** is working to:
 - o Maintain the KCSO storefront at Fairwood
 - o Continue to enforce laws and devote available resources to respond to ongoing neighborhood issues
 - o Continue to invest in search and rescue operations
 - o Protect demonstrators exercising their first amendment rights
 - o Prioritize violent crime
 - o Remove abandoned vehicles in the public right of way in Skyway-West Hill
 - o Recruit officers from the community by reaching out to local education institutions and community-based organizations
 - o Seek engagement opportunities with community groups
- **Metro Transit** is working to:
 - o Develop new transit options in Skyway-West Hill with the Via to Transit pilot program.
- **Public Health – Seattle & King County** is working to:
 - o Expand healthcare programs and access in Skyway-West Hill
 - o Continue offering health screenings at pop-up community events in North Highline
 - o Increase access to healthy food in Skyway-West Hill.

FUNDING AND STAFFING CONSTRAINTS

While King County agencies strive to be responsive to the community, a number of CNL requests cannot be implemented in the current biennium or 2023-2024 due to staffing and funding constraints. Ongoing staffing shortages in the Sheriff's Office limit the ability to increase patrols, conduct additional traffic

and noise enforcement, and improve response times. Agencies that depend on the General Fund and Roads Fund have been underfunded for nearly 20 years due to revenue limitations. Unless state law changes, the Department of Local Services, the Road Services Division, the King County Sheriff’s Office, and Public Health will continue to struggle to provide additional services for unincorporated King County. For more information, please refer to the Unincorporated King County Fiscal Sustainability Proviso Report submitted to the King County Council on Dec 1, 2021 [2021-0457].

2023-2024 PROPOSED INVESTMENTS

The table below highlights proposals in the 2023-2024 Proposed Budget that are responsive to the CNLs. In addition to the items below, work that will begin in 2023 that does not require additional appropriation and is not reflected in the 2023-2024 Proposed Budget includes:

- Roads will begin evaluating the 20 intersection improvement requests received countywide through the CNL process. Due to limited resources and the high cost of intersection projects, Roads will only be able to address the highest priority intersection locations.
- Public Health will serve as an anchor tenant in the future Skyway Community Resource Center (SCRC), which will allow for expanded screening services, walk in services, Family Ways program, access to healthcare and coordination, and other health promotion services. The SCRC will likely open in 2023.
- Parks will launch a dog park study to assess the needs and priorities for dog parks throughout Unincorporated King County. The preliminary study should be completed by end of 2023 and will guide the development of future dog parks.

DCHS: \$17.1 million

DCHS has proposed more than \$17.1 million in investments that will:

- Increase funding for affordable housing across King County.
- Provide services for people who have transitioned from homelessness to Health Through Housing and permanent supportive housing sites.
- Serve children through BSK-funded programs, including the Timely Response to Adverse Community Events (TRACE) program in the Snoqualmie Valley and school-based intervention services.

Proposal	Amount
Behavioral Health Services at the Health Through Housing (HTH) Facilities Program: Reappropriate ARPA funds to 2023-2024 to offer and enhance mobile intensive response behavioral health intervention services for individuals who have transitioned from homelessness to HTH Facilities as well as those in permanent supportive housing sites across King County.	\$2.38M
Behavioral Health Services at Permanent Supportive Housing Sites Program: Reappropriate ARPA funding to 2023-2024 to offer and enhance mobile intensive	\$3.56M

response behavioral health intervention services for individuals who have transitioned from homelessness to HTH Facilities as well as those in permanent supportive housing sites across King County.	
Capital Program Staffing: Add positions to the Homeless Housing and Community Development Division (HHCDD) Capital Program Team.	\$1.2M
HB 1406 Housing Resources: Add revenue and expenditure authority for HB 1406 funding for affordable housing.	\$2.39M
Investment Plan - Housing Resources: Add short-term lodging tax revenue and expenditure authority to support projects to increase affordable housing options.	\$322K
Investment Plan - TOD Housing Development: Add lodging tax revenue and expenditure authority to support TOD housing projects.	\$5.21M
Best Starts for Kids: Continue the current practice where Best Starts for Kids (BSK) funds 0.5 FTE for Behavioral Health & Recovery Division (BHRD).	\$152K
Outreach: Reappropriate CLFR funding to provide continued support for homeless outreach.	\$2M

DLS: \$17.9 million

DLS has proposed \$17.9 million in investments that will:

- Improve the CNL process.
- Allow for additional community-directed investments in both urban and rural Unincorporated King County.
- Make improvements to roads, bridges, and sidewalks.

Proposal	Amount
Community Needs List (CNL) Coordination: Add a program manager to lead the CNL development process, as well as funding to pay for community participation and a technology solution in response to King County Code 2.16.055.C.1. The program manager will work closely with the community service area (CSA) liaisons to engage community, coordinate with other departments' staff to assess feasibility of community requests and monitor implementation of new investments. This position will manage the CNL development process in all 11 CSAs, the submittals to Council, and the yearly reporting on the implementation.	\$575K
Participatory Budgeting Skyway and North Highline: Increase the community-directed investment operating and capital funds and add an administrator to support the Participatory Budgeting program. This position will assist the program managers with planning, facilitation, investment committee engagement, and investment tracking. The	\$14M

proposal includes additional funding for payments for two additional committee members for both Skyway and North Highline.	
Community Litter Cans: Acquire trash cans for the business districts in Skyway and Fall City. The Jobs and Housing program will provide collection services for these trash cans for the first half of 2023. Thereafter, the Conservation Corps program will provide collection services for the trash cans. Vashon will also be getting trash cans as a Community Needs List addition.	\$30K
Issaquah-Hobart Road SE at SE May Valley Road Improvements: The Proposed Budget includes REET1 funds to continue final design and to start right-of-way acquisition.	\$400K
Highline School District Improvements: The budget request is based on currently available estimates to design the project, and the Proposed Budget includes REET1 funding for this phase. In addition, Roads has applied to the Washington State Department of Transportation for a Safe Routes to School grant for design.	\$1.14M
Judd Creek Bridge #3184 Overlay: Road Services has applied for a Federal Local Bridge Program grant, and this budget request is to fund design and construction phases for the project.	\$1.68M

DNRP: \$19.2 million

DNRP has proposed \$19.2 million in investments that will:

- Provide funding for parks improvements across King County, with \$1.5M dedicated to improvements in Skyway Park.
- Address chronic drainage and flooding problems associated with the natural drainage system, including several creeks in Southeast King County.
- Continue water quality work at Cemetery Pond Wetland and Tributary along with other locations in Unincorporated King County.

Proposal	Amount
Skyway Park Improvements Program: Install two Portland Loo restrooms and improved fencing and safety netting for the northern ballfield. Work at this site fulfills a levy commitment.	\$1.5M
Critical Areas Mitigation Project: Support two large projects that are planned for construction. The projects have important benefits to wetlands as well as salmonids in the White River/Puyallup Watershed and the Cedar River/Lake Washington/Sammamish Watershed and offer an option for developers with unavoidable wetland and aquatic resource impacts to pay a fee to King County in-lieu of completing their own mitigation project.	\$14.86M

Natural Drainage and Flood Program: Address chronic drainage and flooding problems associated with the natural drainage system, such as streams, lakes, and wetlands. Projects may include constructing new facilities, improving/expanding existing facilities, removing sediment, controlling vegetation, or other work in the natural system to improve drainage or minimize flooding. Since these types of problems emerge throughout the biennium, the funds are requested at the program level and allocated to individual projects as needed.	\$1.25M
Water Quality Program: Fund continuing water quality work in Bear Creek, Mill Creek Trib 51, and May Creek Trib 291 Cemetery.	\$1.63M

KCSO: \$324K

KCSO has proposed \$324K to plan for the implementation of body-worn cameras.

Proposal	Amount
Body-worn Camera Planning: Extend term-limited resource for body-worn camera planning.	\$324K

Metro Transit: \$544K

Metro Transit has proposed \$544K to improve sidewalks to support transit access in White Center.

Proposal	Amount
100th Street Sidewalk Improvements: Add funding to account for volatile and escalating market conditions and to allow Metro to enter into a construction contract.	\$544K

KCIT: \$960K

KCIT has proposed \$960,000 to improve broadband and internet options for residents.

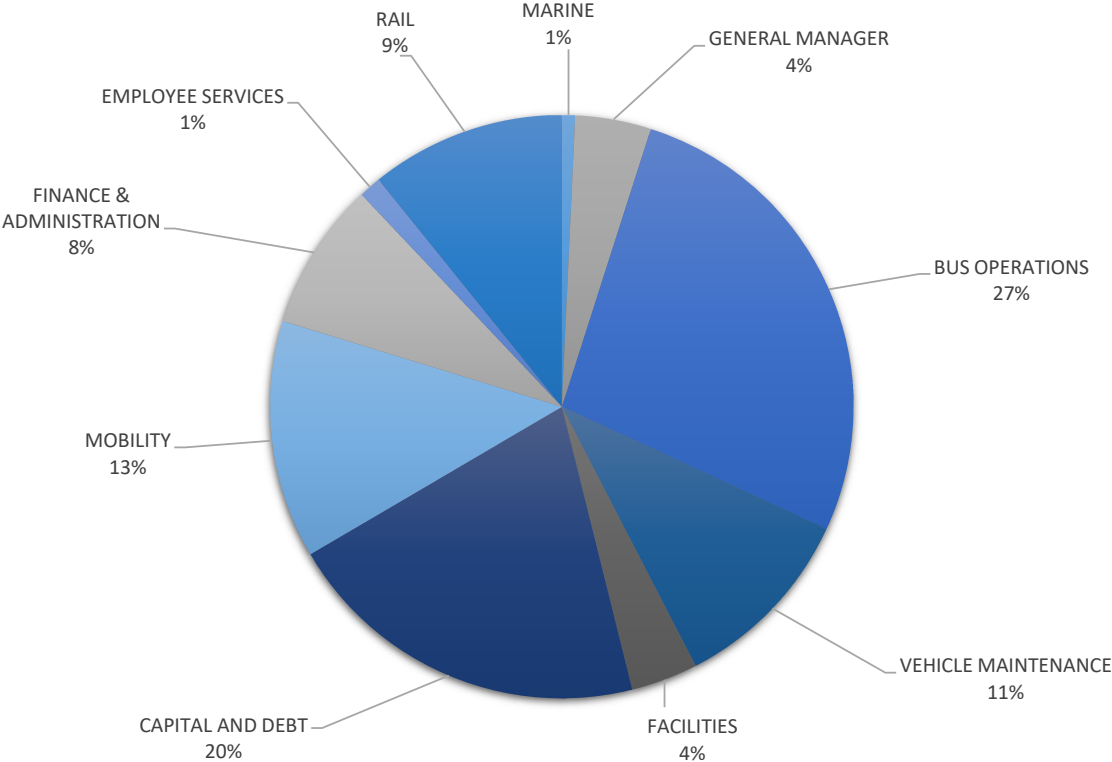
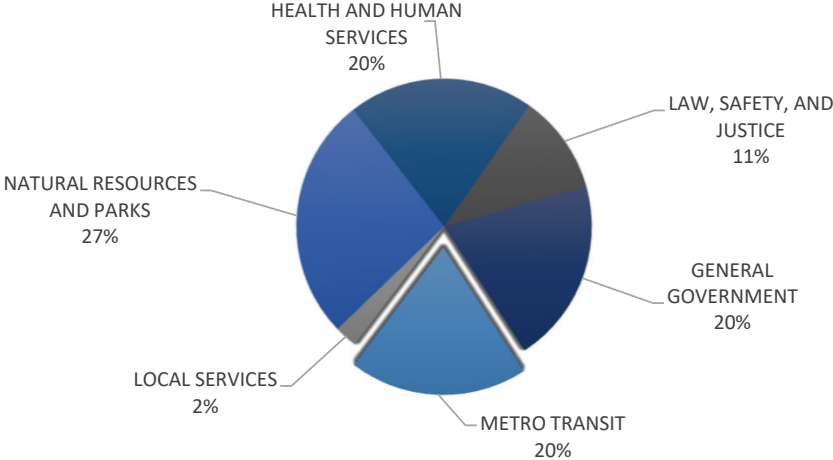
Proposal	Amount
Program Manager: Add a .5 FTE program manager to provide stronger and much needed problem solving and analytical support to the Office of Cable Communication and its program initiatives.	\$210K
I-Net Upgrades to Broadband in Unincorporated King County: Invest in broadband infrastructure in Unincorporated King County based on anticipated bandwidth growth over the next five years.	\$750K

NEXT STEPS

Throughout the 2023-2024 biennium, agencies will continue to work to identify new projects and funding for CNL requests that may be implemented in 2025 and beyond, including additional support for low-income homeowners and parks investments in the next levy cycle. The Department of Local Services has requested funding for a program manager to ensure that the CNL process is an efficient and effective tool for both residents and King County agencies.

METRO TRANSIT

Metro Transit \$3.1 Billion



Capital and Debt: Public Transportation Construction, Public Transportation Revenue Fleet Capital, Transit Debt Service
 Due to rounding, figures in pie chart may not add to 100%.

METRO TRANSIT DEPARTMENT

MISSION

King County Metro delivers the best possible public transportation services and improves regional mobility and quality of life in King County.

OVERVIEW

King County Metro is the largest public transportation agency in the Puget Sound region, serving 2.2 million people living in diverse and growing communities throughout King County's 39 cities along with the millions of people who visit or work in King County. Metro serves communities through a regional network of traditional and new transportation services that get people where they want to go, when they want to get there, while contributing to healthy communities, a thriving economy, and a sustainable environment. Metro provides bus, paratransit, vanpool and water taxi services, and operates Seattle Streetcar, Sound Transit Link light rail, and Sound Transit Express bus service.

As a value-driven, data-supported organization, Metro aims to be adaptable and lead with its core values—equity, sustainability, and safety—while responding to these challenges. To that end, Metro envisions a regional mobility network that is integrated, innovative, safe, equitable, and sustainable.

Metro is committed to leading with race and advancing social equity by investing where need is greatest to dismantle the history of inequities that have all too often been created or furthered by government processes and services. Metro also recognizes its responsibility to address the climate crisis, given the unique role transit can play. Metro will do this work while putting the safety of customers and employees first.

**2023-2024 Executive Proposed Operating Budget
TRANSIT (EN_A46410)**

Operating Budget Summary	Expenditures	Revenues	Reg FTE	TLT
2021-2022 Revised Budget	2,078,836,083	2,512,957,869	5,367.4	172.5
Base Budget Adjustments	56,540,733	(321,160,407)	4.2	(150.5)
Decision Package Adjustments	336,240,439	145,794,019	463.1	69.5
2023-2024 Executive Proposed Budget	2,471,617,255	2,337,591,481	5,834.7	91.5
2023-2024 Executive Proposed Ordinance	2,471,618,000	2,337,592,000	5,834.7	100.5

Notes

1. The 2021-2022 Revised Budget equals the 2021-2022 Adopted Biennial Budget plus all Adopted Supplementals as of the publication of this document.
2. Adjust base budget to remove 2021-2022 one-time changes including those related to pandemic response, annualize supplemental changes, and update personnel rates. Personnel budgets reflect projected 2023-2024 salary and benefit rates, current position classifications, and step/merit increases.
3. The Executive Proposed Budget is the sum of the Revised Budget, Base Budget Adjustments, and Decision Package Adjustments. All FTEs/TLTs are rounded to the nearest 1/10th of a position and in some cases, rounded numbers may not add up to the FTE/TLT totals in Executive Proposed. In the Executive Proposed Ordinance, expenditure and revenue totals are rounded up to the nearest 1,000 and FTEs and TLTs are rounded up to the maximum monthly FTEs/TLTs in the Biennium.

Decision Package Adjustment Detail	Expenditures	Revenues	Reg FTE	TLT
Direct Service Changes				
(DS_001) Direct Bus Service Restoration and Increases Provide resources to support an additional 191,000 service hours above 2022 projected service levels, including adjustments for Sound Transit and Seattle supported service. Resources include Bus Operators, vehicle maintenance staff, propulsion power, coach parts, and diesel.	12,418,680	0	18.0	0.0
(DS_002) Contracted and Mobility Service Changes Adds resources to support a variety of new and ongoing mobility services throughout King County. Services include Community Shuttles, Trailhead Direct routes, VIA shuttles, Vanpool services, Access paratransit, and resources to specifically invest in unincorporated and rural communities.	27,915,314	0	2.0	(2.0)
(DS_003) Bus Operations Training Capacity and Employee Support Increase Bus Operations supervisory staff and supervisors in training to provide support and training to bus operators and better position Metro to be able to fill vacancies from increased attrition and retirements in these roles. As service is restored and increases and bus operators are added to the workforce, it is essential to have these roles to support that growth.	3,138,879	0	11.0	0.0

**2023-2024 Executive Proposed Operating Budget
TRANSIT (EN_A46410)**

Decision Package Adjustment Detail	Expenditures	Revenues	Reg FTE	TLT
<p>(DS_004) Bus, Shelter, and Facility Cleaning and Maintenance Fund the continuation of enhanced cleaning practices implemented in 2020 on buses and at Metro operating facilities; provide staff to address backlog in preventative maintenance of Metro facilities; and fund Marine facilities and equipment repair and maintenance.</p>	10,327,519	0	47.0	23.0
<p>(DS_005) Fleet Electrification Personnel Support the conversion of Metro's fleet to zero-emissions vehicles with added staff in Metro's operating divisions. This includes staff in Metro's Facilities and Vehicle Maintenance divisions that will focus on the design, installation, and operating impacts of charging infrastructure, and resources in the Mobility division to support service planning and planning for contracted services vehicles. These resources are in addition to staff in Metro's Capital Division that will be focused on the overall delivery of infrastructure and fleet.</p>	1,289,475	0	12.0	3.0
<p>(DS_006) SaFE Reform Implementation Strategies Continue the development and execution of the SaFE Reform implementation strategies with the intent to reimagine safety and security functions to ensure equitable and safe services to customers and employees. This proposal would add resources to support engagement with customers and employees, external coordination with peers and partners, and the deployment of pilots related to the customer experience.</p>	3,838,711	500,000	0.0	1.0
<p>(DS_007) Advanced Service Management Operations Pilot Implement operational improvements for the management of bus service based on headway, the time between buses, rather than a schedule to deliver reliable, evenly spaced service. This new way of operating will require updated business processes and technology in the Transit Control Center, on board Metro coaches, and in the field. The Active Service Management (ASM) program will deliver more reliable service for customers and result in better quality breaks for employees.</p>	3,667,427	0	4.0	6.0
<p>(DS_008) Equal Employment Opportunity and Equity, Inclusion, and Belonging Programs Expand personnel, training, and investigation resources for Equal Employment Opportunity (EEO) and Equity, Inclusion, and Belonging (EIB) programs to help Metro meet the organization's Equity and Social Justice goals. The requested resources would give Metro a total of six positions supporting EEO and four positions supporting EIB needs for more than 5,000 employees across all of Metro's divisions.</p>	2,118,812	0	3.0	1.0

**2023-2024 Executive Proposed Operating Budget
TRANSIT (EN_A46410)**

Decision Package Adjustment Detail	Expenditures	Revenues	Reg FTE	TLT
(DS_009) Drug and Alcohol In-House Testing Convert mandated drug and alcohol testing permanently from vendor-provided testing to in-house testing. The pilot approved in the 2021-2022 budget successfully reduced time loss, provided increased flexibility and reliability, and reduced compliance risk.	702,313	0	5.0	0.0
(DS_010) Technology and Data Training, Analysis, and Planning Invest in resources supporting Metro's technology, training, and data needs. This includes operational support of Metro's soon-to-be-completed centralized Enterprise Asset Management system, resources in the Transit Technology Operations group to provide agency-wide support of operations and systems, staff to support a need for supply chain process improvements identified in an audit, and resources to support the newly-launched regional ORCA system.	8,716,019	0	14.0	3.0
(DS_011) Health Through Housing Support Continue support for the DCHS-led Health Through Housing (HTH) Initiative with one TLT position to deliver tailored mobility services and products to support more than 1,500 people experiencing chronic homelessness placed in emergency and supportive housing. Mobility is a key element allowing formerly homeless residents to connect to education, employment, and services. This request will allow Metro to be a nimble and responsive partner as DCHS builds out the HTH initiative into the biennium.	16,525,193	0	0.0	1.0
(DS_012) Financial and Administrative Support Add administrative and financial resources to support organizational changes. This includes payroll, leaves, and records management staffing to support central King County requirements and changes, and will also stabilize administrative and financial functions to address gaps and provide the structure needed to appropriately support Metro.	3,600,737	0	13.0	(3.0)
(DS_013) Administrative and Facility Resources for Metro Transit Police Provide resources for front- and back-office support and personnel costs to provide training to deputies and to help change the face of policing from within by incorporating the newest practices in policing strategies. This proposal will also provide funding to add audio/visual equipment and exercise equipment.	539,263	0	0.0	0.0

**2023-2024 Executive Proposed Operating Budget
TRANSIT (EN_A46410)**

Decision Package Adjustment Detail	Expenditures	Revenues	Reg FTE	TLT
<p>(DS_014) Year-Round Standard Schedule for West Seattle Water Taxi Provide consistent and reliable year-round service for the West Seattle Water Taxi by continuing mid-day and weekend service during the winter season. In addition to providing additional transit service, this request would support year-round staffing, rather than a seasonal workforce that has in the past resulted in retention issues and loss of trained employees.</p>	2,128,000	0	0.0	0.0
<p>(DS_015) Safety, Security, and Emergency Management Programming Establish and enhance several Metro programs to create a safer environment for employees and customers. This proposal seeks funding to support ADA and other programs involving Metro's Safety, Security, and Emergency Management to establish a safety culture for all. A portion of this proposal will support the LINK Light Rail Expansion and is revenue backed</p>	8,340,039	0	17.0	2.0
<p>(DS_016) Resources for Recruiting, Labor, and Other Employee Services Increase and maintain funding for Employee Services in response to one-time and ongoing needs for recruiting, labor relations, and divisional support. A significant portion of this proposal will support the Link Light Rail expansion and will be revenue backed.</p>	6,442,895	2,852,725	3.0	17.0
<p>(DS_017) Metro Youth Mobility Program Implement an outreach and education program focused on youth riders. These resources will assist in the implementation of the new free youth fare policy and will promote ridership and lifelong adoption of transit. These resources are critical to the successful implementation of a free youth fare policy, which is a requirement to be able to access new grant funding from the Move Ahead Washington program.</p>	1,610,084	0	1.0	2.0
<p>(DS_018) Engagement and Research to Build Back Ridership Rebuild system ridership with investments to facilitate customer engagement and research with a focus on building community partnerships where needs are greatest. Respond to community feedback on the Mobility Framework and goals, outcomes, and strategies from the Strategic Plan.</p>	6,130,657	1,079,345	2.0	10.5
<p>(DS_019) Customer Service Resources for Access and Reduced Fare Programs Add resources to stabilize customer service programs supporting Access paratransit, wayfinding in relation to significant system changes as LINK Light Rail continues to expand, and reduced fare programs to reach riders with financial and accessibility needs.</p>	2,357,549	0	5.0	1.0

**2023-2024 Executive Proposed Operating Budget
TRANSIT (EN_A46410)**

Decision Package Adjustment Detail	Expenditures	Revenues	Reg FTE	TLT
(DS_020) Operating Costs for Completed Capital Technology Projects Provide ongoing funding for Metro's data warehouse (T-BIRD) and a one-time investment in the necessary customizations of the capital project management and reporting software (CMRS).	3,441,280	0	0.0	0.0
(DS_021) King County Employee Vanpool Participation Subsidy Expand the subsidy for King County employees participating in Metro Vanpools through the Employee Transportation Program. This benefit was increased for County employees starting in 2019 using limited grant funding and would now be funded through central rates charged to departments.	450,000	450,000	0.0	0.0
(DS_022) Personnel to Support Capital Projects Support the delivery of Metro's capital projects, including construction of zero-emissions infrastructure, with added staff across multiple functions in Metro's Capital Division. This includes project planning and management, project controls, electrical engineering, construction management, permitting, and real estate staff.	(3)	0	20.0	0.0
(DS_023) Operations and Administration Resources to Support Link Expansion Add staffing and non-personnel for Link Light Rail operations, training, and administration to support the expansion of the system, including the anticipated East Link opening and expansions to downtown Redmond, Lynnwood, and Federal Way. This proposal is fully revenue backed through intergovernmental agreement with Sound Transit.	35,018,334	36,032,131	153.0	1.0
(DS_024) Maintenance Resources to Support Link Expansion Add staffing and non-personnel for Link Light Rail maintenance to support expansion of the system including the anticipated East Link opening and expansions to downtown Redmond, Lynnwood, and Federal Way. This proposal is fully revenue backed through intergovernmental agreement with Sound Transit.	52,698,364	54,766,148	215.0	0.0
(DS_025) Security Services for Bases, Coaches, and Transit Centers Promote a safe environment for customers and employees by increasing Transit Security Officer presence on the transit system to deter and respond to incidents. This request is primarily for one-time resources to extend the focus of SaFE Reform pilots, which will then be re-evaluated for the following biennium.	21,006,702	0	1.0	0.0

**2023-2024 Executive Proposed Operating Budget
TRANSIT (EN_A46410)**

Decision Package Adjustment Detail	Expenditures	Revenues	Reg FTE	TLT
(DS_026) Transformation of Agency Processes and Practices in Key Areas Provide analysis and develop new processes, tools, and techniques to support changes to agency business practices to help Metro achieve its long-term goals. The first phase of this effort in 2022 has been focused on improving talent acquisition, capital delivery and asset management. The next phase will continue those efforts with an expanded focus to address workforce data collection and management, internal controls and auditing, administrative services support, procurement, contracting and records management.	15,324,545	0	0.0	3.0
(DS_027) Partner and Business Supported Projects and Programs Add resources for partner and business supported projects and programs, including streetcar maintenance supported by City of Seattle, backdoor card readers supported by Amazon (previously approved in 2nd Omnibus), environmental compliance supported by Sound Transit, and Trolley De-energization supported by construction projects in the community.	7,719,836	1,616,546	8.0	0.0
(DS_028) ORCA LIFT Fare Reduction Pilot Lower the ORCA LIFT low income fare from \$1.50 to \$1.00 on buses, trolleys, transit vans, dial-a-ride vehicles, and streetcars provided by King County Metro Transit for a twelve month period beginning January 1, 2023 and ending January 1, 2024.	0	(554,105)	0.0	0.0
(DS_029) King Street Center Reconfiguration Reappropriate unspent budget from 2022 for the reconfiguration of King Street Center. These upgrades support Metro's transition to a hybrid work environment.	9,000,000	0	0.0	0.0
(DS_120) Central Climate Change Cost Update Adjust the share of the central climate-related costs for 2023-2024. These costs include investments to advance the Strategic Climate Action Plan (SCAP), membership fees in climate related organizations, development and implementation of the countywide Green Jobs Strategy, as well as central staff to help agencies across the County with climate related activities. The allocation methodology is based on operational greenhouse gas emissions.	1,417,296	0	0.0	0.0
Administrative Service Changes				
(AC_100) Capital Project Management Work Group Training Charge from DNRP Add appropriation for the Capital Project Management Work Group (CPMWG) Training Program.	474,678	0	0.0	0.0
Technical Adjustments				
(TA_001) Technical Adjustments for Contract and Fee Increases Add resources to fund inflationary and other cost increases for existing contracts and agreements.	3,113,447	0	0.0	0.0

**2023-2024 Executive Proposed Operating Budget
TRANSIT (EN_A46410)**

Decision Package Adjustment Detail	Expenditures	Revenues	Reg FTE	TLT
(TA_003) Agency Net Zero Adjustments Adjust between accounts and cost centers for personnel and non-personnel to match current business.	(3)	0	0.0	0.0
(TA_004) Net Zero Assignment of MTD Vacancy Rate to Cost Centers Allocate vacancy rate to cost centers based on expected 23-24 salaries and wages.	0	0	0.0	0.0
(TA_005) Net Zero Assignment of MTD Industrial Insurance to Cost Centers Allocate industrial insurance to cost centers based on proposed 23-24 position counts.	0	0	0.0	0.0
(TA_006) Adjust loan out assumptions for 2023-2024 wages and benefits Adjust personnel costs charged to the capital program and other operating units.	3,465,129	0	0.0	0.0
(TA_007) Reduce Copier Budget to Account for Telecommuting Reduce copier leases to levels appropriate to support hybrid work environment and paperless records.	(96,932)	0	0.0	0.0
(TA_008) One Time Position Reclassification Adjustment Implement one-Time adjustments for position reclassifications after HCM Validation.	611,851	0	0.0	0.0
(TA_050) Revenue Adjustments Revise budgeted revenues to match current forecast.	0	49,051,229	0.0	0.0
(TA_101) Carryforward Service Adjustments - Operators Adjust FTE levels and costs to reflect carryforward service levels for bus operators.	27,446,929	0	(90.9)	0.0
(TA_102) Inflation Adjustments - Fuel, Facilities, and Utilities Adjust costs related to fuel, facility, and utility prices based on carryforward service levels.	4,961,946	0	0.0	0.0
(TA_103) Carryforward Service Adjustments - Marine Adjust costs related to Marine service, based on carryforward service levels.	(346,474)	0	0.0	0.0
(TA_104) Carryforward Service Adjustments - Vehicle Maintenance Adjust costs related to Vehicle Maintenance based on carryforward service levels.	538,469	0	0.0	0.0
(TA_105) Carryforward Service Adjustments - Mobility Adjust costs related to Mobility services based on carryforward service levels.	(5,575,847)	0	0.0	0.0
(TA_110) Net Zero Adjustment Align budget account lines to actual activity.	0	0	0.0	0.0
(TA_111) Overtime Account Adjustment Adjust Overtime account for GWI.	1,233,237	0	0.0	0.0

**2023-2024 Executive Proposed Operating Budget
TRANSIT (EN_A46410)**

Decision Package Adjustment Detail	Expenditures	Revenues	Reg FTE	TLT
(TA_112) Temporary Account Adjustment Adjust Temporary account for GWI.	23,931	0	0.0	0.0
(TA_113) Vacancy Rate Adjustment Capture salary savings from employee turnover, without reducing the FTE authority, to increase the accuracy of labor budgeting for this appropriation unit.	(7,064,000)	0	0.0	0.0
(TA_117) Strategic Sourcing Savings Capture savings from contracts strategically negotiated by Procurement.	(141,800)	0	0.0	0.0
Central Rate Adjustments	39,711,958	0	0.0	0.0
Total Decision Package Adjustments	336,240,439	145,794,019	463.1	69.5

**2023-2024 Executive Proposed Financial Plan
Public Transportation Fund / 4641,3641,3642,4643,8430**

Category	2021-2022 Estimated	2023-2024 Proposed	2025-2026 Projected	2027-2028 Projected
Beginning Fund Balance	1,455,438,465	1,820,083,435	1,656,521,282	1,683,871,479
Revenues				
Sales Tax	1,547,365,631	1,691,612,579	1,851,552,803	2,023,842,472
Property Tax	76,141,352	79,654,948	83,168,507	86,781,698
Fares (All Modes)	116,956,177	163,496,552	241,877,721	275,551,276
Other Operations	31,347,954	22,556,161	24,861,328	27,408,763
Sound Transit Payments	276,435,636	414,288,326	419,019,798	413,921,382
Seattle Service	56,038,892	78,780,304	104,993,647	119,536,992
Grants	614,686,725	426,117,949	479,467,600	463,606,192
Interest Income	11,643,263	88,505,460	91,637,790	84,011,843
Subsidized Annual Pass Program	15,537,931	31,266,982	31,266,982	31,266,982
Miscellaneous	19,853,010	23,556,444	30,238,933	34,077,140
Total Revenues	2,766,006,571	3,019,835,704	3,358,085,108	3,560,004,740
Expenditures				
<i>King County Bus Operations</i>	1,390,858,871	1,679,570,564	1,791,011,762	1,939,237,073
<i>DART & Alt Services Operations</i>	58,233,070	87,587,961	88,275,534	93,555,450
<i>ACCESS Operations</i>	141,627,045	163,498,847	184,614,451	198,921,462
<i>DSTT Operations</i>	3,131,831	-	-	-
<i>Sound Transit Link Operations</i>	164,070,035	311,706,544	342,082,390	361,456,137
<i>Sound Transit REX Operations</i>	105,247,689	95,066,817	73,537,748	48,885,107
<i>Seattle Bus Operations</i>	56,274,992	67,474,742	90,482,685	99,490,764
<i>Streetcar Operations</i>	22,168,600	24,167,376	25,113,909	26,679,739
<i>Vanpool Operations</i>	17,929,440	20,020,994	22,147,280	23,523,269
<i>Marine Operations</i>	17,820,111	22,523,410	23,079,934	24,546,394
Transit Operating Total	1,977,361,684	2,471,617,255	2,640,345,694	2,816,295,395
Infrastructure Capital	340,940,099	652,571,334	599,431,414	808,750,615
Revenue Fleet Capital	89,785,047	68,746,963	262,361,812	576,725,173
Debt Service	13,752,903	13,283,052	22,663,176	49,189,093
Total Expenditures	2,421,839,732	3,206,218,604	3,524,802,096	4,250,960,277
Estimated Underexpenditures	(9,116,159)	(21,008,747)	(22,442,938)	(23,938,511)
Other Fund Transactions				
Debt Proceeds	0	0	169,812,247	285,449,880
Misc Balance Adjustments & Other Transfers	11,361,972	1,812,000	1,812,000	1,812,000
Total Other Fund Transactions	11,361,972	1,812,000	171,624,247	287,261,880
Ending Fund Balance	1,820,083,435	1,656,521,282	1,683,871,479	1,304,116,333
Reserves				
Revenue Stabilization Reserve	305,139,048	330,738,408	362,466,065	396,412,643
Operating Ending Target Requirement	53,848,067	58,365,601	63,964,600	69,955,172
Electrification Infrastructure Designation	509,819,101	460,769,761	409,872,239	308,727,015
Capital Designated Revenue	6,132,087	6,132,087	6,132,087	6,132,087
Revenue Fleet Replacement Reserve	126,645,356	182,094,897	156,071,313	93,867,335
Marine Balance Designation	26,964,476	23,802,333	21,480,657	19,398,285
Capital Carryover Reserve	243,960,040	164,968,195	186,816,159	122,840,064
Total Reserves	1,272,508,176	1,226,871,283	1,206,803,119	1,017,332,602
Reserve Shortfall	-	-	-	-
Ending Undesignated Fund Balance	547,575,259	429,649,999	477,068,360	286,783,731

Financial Plan Notes

All financial plans have the following assumptions, unless otherwise noted in below rows.

Estimated and projected amounts include impacts from August 2022 OEFA projections.

Other fund transactions include accounting adjustments to balance to budgetary fund balance, debt proceeds, transfers between funds and transfer from Marine funds to close them out.

Reserve levels reflect those adopted in the Fund Management Policies for Public Transportation.

Electrification Infrastructure Designation reserves fund balance for spending to build bus electrification infrastructure over the 10-year period.

Marine Balance Designation shows Marine's designated revenue sources against their expenses, and resulting fund balance.

Financial Plan last updated by Geoff Kaiser & T.J. Stutman on 9/12/22

**2023-2024 Executive Proposed Financial Plan
Public Transportation Operating Fund / 000004641**

Category	2021-2022 Estimated	2023-2024 Proposed	2025-2026 Projected	2027-2028 Projected
Beginning Fund Balance	564,391,363	614,407,298	491,983,284	544,390,045
Revenues				
Sales Tax	1,453,239,025	1,318,325,654	1,611,287,884	1,486,790,666
Property Tax	75,103,122	76,462,480	80,105,997	84,130,028
Fares (All Modes)	116,956,177	163,496,552	241,877,721	275,551,276
Other Operations	31,347,954	22,556,161	24,861,328	27,408,763
Sound Transit Service Contract	276,435,636	414,288,326	419,019,798	413,921,382
Seattle Service Contract	56,038,892	78,780,304	104,993,647	119,536,992
Grants	506,950,646	198,197,455	134,236,296	124,588,802
Interest Income	4,152,617	28,010,777	28,529,837	24,591,391
Income Based Fares	15,537,931	31,266,982	31,266,982	31,266,982
Miscellaneous	3,344,588	6,206,790	5,824,523	6,133,731
Total Revenues	2,539,106,589	2,337,591,480	2,682,004,013	2,593,920,013
Expenditures				
<i>King County Bus Operations</i>	<i>1,390,858,871</i>	<i>1,679,570,564</i>	<i>1,791,011,762</i>	<i>1,939,237,073</i>
<i>DART & Alt Services Operations</i>	<i>58,233,070</i>	<i>87,587,961</i>	<i>88,275,534</i>	<i>93,555,450</i>
<i>ACCESS Operations</i>	<i>141,627,045</i>	<i>163,498,847</i>	<i>184,614,451</i>	<i>198,921,462</i>
<i>DSTT Operations</i>	<i>3,131,831</i>	<i>-</i>	<i>-</i>	<i>-</i>
<i>Sound Transit Link Operations</i>	<i>164,070,035</i>	<i>311,706,544</i>	<i>342,082,390</i>	<i>361,456,137</i>
<i>Sound Transit REX Operations</i>	<i>105,247,689</i>	<i>95,066,817</i>	<i>73,537,748</i>	<i>48,885,107</i>
<i>Seattle Bus Operations</i>	<i>56,274,992</i>	<i>67,474,742</i>	<i>90,482,685</i>	<i>99,490,764</i>
<i>Streetcar Operations</i>	<i>22,168,600</i>	<i>24,167,376</i>	<i>25,113,909</i>	<i>26,679,739</i>
<i>Vanpool Operations</i>	<i>17,929,440</i>	<i>20,020,994</i>	<i>22,147,280</i>	<i>23,523,269</i>
<i>Marine Operations</i>	<i>17,820,111</i>	<i>22,523,410</i>	<i>23,079,934</i>	<i>24,546,394</i>
Total Expenditures	1,977,361,684	2,471,617,255	2,640,345,694	2,816,295,395
Estimated Underexpenditures	(9,116,159)	(21,008,747)	(22,442,938)	(23,938,511)
Other Fund Transactions				
Misc Balance Adjustment	(2,805,776)	0	0	0
Transfer from Capital Program	(509,819,101)	0	0	0
Transfer from Marine Fund Closure	11,803,055	0	0	0
Other Fund Transfers	0	0	0	0
Transfer to Revenue Stabilization Reserve	(20,023,308)	(9,406,986)	(11,694,496)	(12,818,472)
Total Other Fund Transactions	(520,845,129)	(9,406,986)	(11,694,496)	(12,818,472)
Ending Fund Balance	614,407,298	491,983,284	544,390,045	333,134,702
Reserves				
Operating Ending Target Requirement	53,848,067	58,365,601	63,964,600	69,955,172
Marine Balance Designation	26,964,476	23,802,333	21,480,657	19,398,285
Total Reserves	80,812,543	82,167,935	85,445,257	89,353,458
Reserve Shortfall	-	-	-	-
Ending Undesignated Fund Balance	533,594,755	409,815,349	458,944,789	243,781,245

Financial Plan Notes

All financial plans have the following assumptions, unless otherwise noted in below rows.

2023-2024 Proposed Budget ties to PBCS and matches 2023-2024 Estimated.

Outyear revenue and expenditure inflation assumptions are consistent with figures provided by PSB's BFPA guidance.

Revenue Notes: Revenues reflect August 2022 OEFA forecast and MTD planning assumptions. 2021-2022 grant revenue includes federal support from CRRSAA, ARPA, and IIJA.

Expenditure Notes: Operating expenditures reflect anticipated service levels and planning assumptions.

Reserve Notes: Operating Ending Target Requirement reflects Fund Management Policies for Public Transportation.

Last Updated 9/8/22 by Geoff Kaiser & T.J. Stutman using data from PBCS and Q3 2022 BFPA.

**2023-2024 Executive Proposed Operating Budget
TRANSIT REVENUE STABILIZATION (EN_A75700)**

Operating Budget Summary	Expenditures	Revenues	Reg FTE	TLT
2021-2022 Revised Budget	0	3,201,790	0.0	0.0
Base Budget Adjustments	0	(638,426)	0.0	0.0
Decision Package Adjustments	0	13,629,009	0.0	0.0
2023-2024 Executive Proposed Budget	0	16,192,373	0.0	0.0
2023-2024 Executive Proposed Ordinance	0	16,193,000	0.0	0.0

Notes

1. The 2021-2022 Revised Budget equals the 2021-2022 Adopted Biennial Budget plus all Adopted Supplementals as of the publication of this document.

2. Adjust base budget to remove 2021-2022 one-time changes including those related to pandemic response, annualize supplemental changes, and update personnel rates. Personnel budgets reflect projected 2023-2024 salary and benefit rates, current position classifications, and step/merit increases.

3. The Executive Proposed Budget is the sum of the Revised Budget, Base Budget Adjustments, and Decision Package Adjustments. All FTEs/TLTs are rounded to the nearest 1/10th of a position and in some cases, rounded numbers may not add up to the FTE/TLT totals in Executive Proposed. In the Executive Proposed Ordinance, expenditure and revenue totals are rounded up to the nearest 1,000 and FTEs and TLTs are rounded up to the maximum monthly FTEs/TLTs in the Biennium.

Decision Package Adjustment Detail	Expenditures	Revenues	Reg FTE	TLT
Technical Adjustments				
(TA_050) Revenue Adjustment Adjust revenues to reflect updates to financial plan.	0	13,629,009	0.0	0.0
Total Decision Package Adjustments	0	13,629,009	0.0	0.0

**2023-2024 Executive Proposed Financial Plan
Revenue Stabilization Reserve Fund / 000004643**

Category	2021-2022 Estimated	2023-2024 Proposed	2025-2026 Projected	2027-2028 Projected
Beginning Fund Balance	272,978,205	305,139,048	330,738,408	362,466,065
Revenues				
Sales Tax	11,843,777	-	-	-
Interest	3,049,003	16,192,374	20,033,161	21,128,106
Miscellaneous	-	-	-	-
Total Revenues	14,892,780	16,192,374	20,033,161	21,128,106
Expenditures				
Miscellaneous	-	-	-	-
Total Expenditures	-	-	-	-
Estimated Underexpenditures				
Other Fund Transactions				
Misc Balance Adjustment	(2,755,244)	0	0	0
Transfer from Operating Program	20,023,308	9,406,986	11,694,496	12,818,472
Total Other Fund Transactions	17,268,064	9,406,986	11,694,496	12,818,472
Ending Fund Balance	305,139,048	330,738,408	362,466,065	396,412,643
Reserves				
Revenue Stabilization Reserve	305,139,048	330,738,408	362,466,065	396,412,643
Total Reserves	305,139,048	330,738,408	362,466,065	396,412,643
Reserve Shortfall	-	-	-	-
Ending Undesignated Fund Balance	-	-	-	-

Financial Plan Notes

All financial plans have the following assumptions, unless otherwise noted in below rows.

2023-2024 Proposed Budget ties to PBCS and matches 2023-2024 Estimated.

Outyear revenue and expenditure inflation assumptions are consistent with figures provided by PSB's BFPA guidance.

Revenue Notes: Revenues reflect interest earnings from August 2022 OEFA forecast. 2021-2022 sales tax represents direct revenue allocations. Transfer from Operating Program, shown under 'Other Fund Transactions' represents anticipated support in 2023-2024 and outyears.

Expenditure Notes:

Reserve Notes: Reserve levels reflect the Fund Management Policies for the Public Transportation Fund (Ordinance 18321).

Last Updated 9/7/22 by Geoff Kaiser & T.J. Stutman using data from PBCS and Q3 2022 BFPA.

**2023-2024 Executive Proposed Operating Budget
TRANSIT DEBT SERVICE (EN_A84300)**

Operating Budget Summary	Expenditures	Revenues	Reg FTE	TLT
2021-2022 Revised Budget	14,793,208	1,684,007	0.0	0.0
Base Budget Adjustments	754,202	(79,527)	0.0	0.0
Decision Package Adjustments	(2,264,358)	17,532,718	0.0	0.0
2023-2024 Executive Proposed Budget	13,283,052	19,137,198	0.0	0.0
2023-2024 Executive Proposed Ordinance	13,284,000	19,138,000	0.0	0.0

Notes

1. The 2021-2022 Revised Budget equals the 2021-2022 Adopted Biennial Budget plus all Adopted Supplementals as of the publication of this document.

2. Adjust base budget to remove 2021-2022 one-time changes including those related to pandemic response, annualize supplemental changes, and update personnel rates. Personnel budgets reflect projected 2023-2024 salary and benefit rates, current position classifications, and step/merit increases.

3. The Executive Proposed Budget is the sum of the Revised Budget, Base Budget Adjustments, and Decision Package Adjustments. All FTEs/TLTs are rounded to the nearest 1/10th of a position and in some cases, rounded numbers may not add up to the FTE/TLT totals in Executive Proposed. In the Executive Proposed Ordinance, expenditure and revenue totals are rounded up to the nearest 1,000 and FTEs and TLTs are rounded up to the maximum monthly FTEs/TLTs in the Biennium.

Decision Package Adjustment Detail	Expenditures	Revenues	Reg FTE	TLT
Technical Adjustments				
(TA_050) Revenue Adjustments Revise budgeted revenues to match current forecast.	0	17,532,718	0.0	0.0
Central Rate Adjustments	(2,264,358)	0	0.0	0.0
Total Decision Package Adjustments	(2,264,358)	17,532,718	0.0	0.0

**2023-2024 Executive Proposed Financial Plan
Public Transportation Bond Fund / 000008430**

Category	2021-2022 Estimated	2023-2024 Proposed	2025-2026 Projected	2027-2028 Projected
Beginning Fund Balance	26,051,490	13,980,504	19,834,650	18,123,571
Revenues				
Sales Tax	0	16,916,126	18,515,528	71,568,037
Marine Property Tax	953,850	947,850	952,225	946,225
Interest Income	219,912	837,538	1,143,081	1,326,546
Miscellaneous	(4,235)	0	0	0
Federal Debt Service Subsidies	520,902	435,684	341,263	227,201
Total Revenues	1,690,429	19,137,198	20,952,097	74,068,009
Expenditures				
Bond Debt Service Payments	13,752,903	13,283,052	22,663,176	49,189,093
Total Expenditures	13,752,903	13,283,052	22,663,176	49,189,093
Estimated Underexpenditures				
Other Fund Transactions				
Balance Sheet Adjustments	(8,512)	0	0	0
Sinking Fund Transfers	0	0	0	0
Total Other Fund Transactions	(8,512)	-	-	-
Ending Fund Balance	13,980,504	19,834,650	18,123,571	43,002,487
Reserves				
Sinking Bond Reserve	-	-	-	-
Total Reserves	-	-	-	-
Reserve Shortfall	-	-	-	-
Ending Undesignated Fund Balance	13,980,504	19,834,650	18,123,571	43,002,487

Financial Plan Notes

All financial plans have the following assumptions, unless otherwise noted in below rows.

2023-2024 Proposed Budget ties to PBCS and matches 2023-2024 Estimated.

Outyear revenue and expenditure inflation assumptions are consistent with figures provided by PSB's BFPA guidance.

Revenue Notes: Tax and Interest revenues reflect August 2022 OEFA forecast.

Expenditure Notes: Debt service payments reflect existing and planned debt proceeds and interest rates.

Reserve Notes: Ending fund balance in 2028 intended to support debt service payments in outyears for bonds issued in 2028.

Last Updated 9/12/22 by Geoff Kaiser & T.J. Stutman using data from PBCS and Q3 2022 BFPA.

CAP Summary by Fund

Budget: 2023-2024 Biennial, Scenario: Executive Proposed, Agency: All, Fund: 3641 PUBLIC TRANSPORTATION INFRASTRUCTURE CAPITAL, Cap Status: Approved, Is IT Proj? Both Yes and No

2023-2024 Biennial - Executive Proposed

3641 PUBLIC TRANSPORTATION INFRASTRUCTURE CAPITAL - Transit				
Project Number	Project Name Class Code	Tech Adj	FY23-24	Narratives
1111770	Emergent Needs Contingency for Fund 3641 ADMIN		\$15,566,240	<p>Scope: Emergent Need Contingency - This is a project within the capital fund that provides a mechanism for allocating additional appropriations to existing capital projects within the same fund in the event of unforeseen circumstances which cause existing appropriations on a project to be insufficient.</p> <p>Description of Budget Request: The budget request represents the maximum appropriation amount allowed per King County Code.</p>
1111997	Northgate Transit Center Site Development STANDALONE		\$191,596	<p>Scope: Northgate Transit Oriented Development (TOD) Site Development - This project consists of the sale of Metro Transit's property located east of the future Northgate Link light rail station and bus transit roadway, and redevelopment of the property into a high-density, mixed-use community including over 300 units of affordable housing, market rate housing, and potentially office and retail space. This project is one of four projects associated with the Northgate TOD Program.</p> <p>Description of Budget Request: Budget is requested to continue forward with the property sale for redevelopment into the high-density, mixed-use transit oriented community, as envisioned for this designated Regional Growth Center. This budget request includes estimated costs for the necessary property transactions and ensuring compliance with the terms of property sale agreements. This property transaction is expected to result in revenues to Metro Transit.</p>
1116755	RapidRide Bike Facilities PROGRAMMATIC		\$178,704	<p>Scope: RapidRide Bike Facilities - This project will improve the connection between bicycles and King County Metro's RapidRide bus rapid transit service by improving bicycle access and bicycle parking options.</p> <p>Description of Budget Request: Budget based on remaining grant funds plus required match. Spending plan assumes locker installations and other related improvements applicable to locations eligible for this grant, while other grants cover additional locations or improvement types.</p>
1124256	Regional Transit Connectivity PROGRAMMATIC		\$1,803,144	<p>Scope: Regional Transit Connectivity - This is a programmatic project that seeks to identify specific projects that will allow Metro to leverage funding opportunities to support partnership projects. Projects will be used to enhance existing Metro Transit capital project scopes, other agency-led projects, or to initiate action to address emergent needs that improve ridership and/or overall customer satisfaction.</p> <p>Description of Budget Request: The amount requested is based on Metro's current commitments and ongoing conversations with cities of potential project partnerships. The appropriation needed for 2023/2024 biennium is to engage local partner agencies and to plan for projects to be identified in the next biennium budget submittals</p>

CAP Summary by Fund

Budget: 2023-2024 Biennial, Scenario: Executive Proposed, Agency: All, Fund: 3641 PUBLIC TRANSPORTATION INFRASTRUCTURE CAPITAL, Cap Status: Approved, Is IT Proj? Both Yes and No

2023-2024 Biennial - Executive Proposed

1125742	500 Kilowatt Sub Breakers STANDALONE		\$374,448	<p>Scope: 500 Kilowatt Sub Breakers - This project will complete design and specifications for breaker procurement, procure material and equipment, and install new breakers. Replace 500Kw Trolley Substation Breakers and related batteries without interruption of electric trolley bus service. Electric Trolley Bus Overhead System wires will remain energized during the breaker replacement work.</p> <p>Description of Budget Request: The Transit Facilities Conditions Needs Report provides rough order of magnitude replacement costing, generated by third party engineers and incorporating metrics for soft cost factors. During alternatives analysis, the determination was made to include the batteries related to the transformers in the procurement. The time necessary to revise this project's design and contract to include batteries, as well as the administration of the project have lead the project team to request additional budget bringing the estimate at completion to \$10.3 million, and to extend the schedule into Q4-2024.</p>
1125765	Broad Street Substation Transformer STANDALONE		\$134,543	<p>Scope: Broad Street Substation Transformer - This project will replace the Broad St. substation's 1500KVA DC Transformers and Rectifiers (switchgear).</p> <p>Description of Budget Request: This is an ongoing capital project. 2023-2024 funding will support final design through implementation, with completion anticipated in 2024. The original Budget request had been generated using in-house engineering assessments, and the engineering group is preparing to use an engineering consultant's expertise to design the transformer. This has increased the total cost of design and implementation.</p>
1127241	Replacement of Wash, Vacuum and Associated Systems at South Base STANDALONE		\$703,353	<p>Scope: South Base Fuel and Wash Vacuum Replacement - This project will support the replacement of South Base bus vacuum system, power components and other critical assets within the facility as needed. Minimum scope assumes bus vacuum system and related electrical system replacement.</p> <p>Description of Budget Request: The Transit Facilities Conditions Needs Report provides rough order of magnitude replacement costing, generated by third party engineers and incorporating metrics for soft cost factors.</p>
1127864	Westwood Comfort Station STANDALONE		\$328,321	<p>Scope: Comfort Station Westwood - This project involves siting, design, and construction for a permanent Comfort Station for Transit operators in the Westwood Village layover area. Comfort Station may include high sustainability goals such as the Living Building Challenge.</p> <p>Description of Budget Request: This budget request uses the past construction of similar projects as a baseline for cost estimates, including inflation adjustments.</p>
1127880	Vashon Island Comfort Station STANDALONE		\$0	<p>Scope: Comfort Station Vashon - This project involves siting, design, and construction of a permanent comfort station for Transit operators on Vashon Island.</p> <p>Description of Budget Request: No appropriation is requested for the 2023 -2024 biennium. Budget requests are planned for outyears, pending future CIP prioritization and funding levels.</p>

CAP Summary by Fund

Budget: 2023-2024 Biennial, Scenario: Executive Proposed, Agency: All, Fund: 3641 PUBLIC TRANSPORTATION INFRASTRUCTURE CAPITAL, Cap Status: Approved, Is IT Proj? Both Yes and No

2023-2024 Biennial - Executive Proposed

1129634	Atlantic Base Heating, Ventilation and Air Conditioning Replacement STANDALONE		\$3,219,267	<p>Scope: Atlantic Base Maintenance Building Heating, Ventilation and Air Conditioning (HVAC) Replacement - This project includes replacement of the Atlantic Base Vehicle Maintenance Building air conditioning and vehicle exhaust system and other central campus HVAC works including HVAC air handlers and vehicle exhaust system in Non Revenue Vehicle Building; air handlers, exhaust, and ductwork in Tire and Millwright Shop; and air handler units in the Transit Control Center.</p> <p>Description of Budget Request: 2023-2024 appropriation is expected to support implementation and closeout of the project for the remaining location, the Transit Control Center. The Transit Facilities Conditions Needs Report provides rough order of magnitude replacement costing, generated by third party engineers and incorporating metrics for soft cost factors. The original budget request for this facility involved replacing the existing mechanical system with a Variable Refrigerant Flow (VRF) mechanical system. Through an alternatives analysis an alternative HVAC system type was selected for a better long term efficiency and operational solution. The current design incorporates a new cooling tower and an electric boiler that wasn't originally estimated.</p>
1129636	Sound Transit Station Integration STANDALONE		\$73,775	<p>Scope: Sound Transit Station Integration - This project is King County Metro's coordinated participation in the planning, design, construction, and implementation of Sound Transit's (ST) Link (LRT), Sounder (Commuter Rail), and Stride Bus Rapid Transit (BRT) capital projects which are part of the voter-approved ST2 and ST3 plans. This project seeks to meet the needs of the markets that Sound Transit and King County Metro serve through coordinated capital and service planning efforts. This includes planning of new light rail, commuter rail, and bus rapid transit stations and other passenger capital facilities in order to prioritize the customer experience, provide for seamless transit integration, and assure that our mobility services support livable communities, a thriving economy, and a sustainable environment. As Sound Transit projects complete design and move into construction, this programmatic capital planning project will develop separate project budgets (standard capital) to design and construct adjacent bus stop (station area) improvements as well as partnership projects (capital outlay) for Metro facilities designed and built by ST.</p> <p>Description of Budget Request: This request is a planning-level estimate for Metro staff participation in Sound Transit's capital program, based on activities and deliverables outlined in Task Order 3. Metro's capital investments (standard or capital outlay projects) will be funded via separate projects in the Transit Hubs Program.</p>

CAP Summary by Fund

Budget: 2023-2024 Biennial, Scenario: Executive Proposed, Agency: All, Fund: 3641 PUBLIC TRANSPORTATION INFRASTRUCTURE CAPITAL, Cap Status: Approved, Is IT Proj? Both Yes and No

2023-2024 Biennial - Executive Proposed

1129747	Metro Connects RapidRide Expansion PROGRAMMATIC		\$564,108	<p>Scope: Metro Connects RapidRide Expansion - This program is tied to Metro's efforts to expand its RapidRide system and invest in capital initiatives for existing lines. Program activities include developing a RapidRide prioritization plan; planning for fleet electrification, security improvements, Advanced Service Management, and performing preliminary feasibility and scoping studies for candidate RapidRide corridors and partnerships for existing RapidRide lines.</p> <p>Description of Budget Request: This budget request is required to coordinate planning and management of future RapidRide projects identified as candidates in the Metro Connects interim network and planning and reinvestment in existing RapidRide lines. This budget request will support the creation of a Council-mandated RapidRide Prioritization Plan for selection of future RapidRide corridors for development for the completion of the Metro Connects Interim Network. Additionally, this budget is developed to allow for close coordination with jurisdictional partners and to work on initiatives that benefit multiple or all RapidRide lines and or re-investment projects.</p>
1131378	Comfort Station 2 SODO (south of downtown) STANDALONE		\$0	<p>Scope: Comfort Station 2 SODO - This is the second comfort station project in the SODO (south of downtown) area. This project involves siting, design, and construction of a second and potentially third permanent comfort station(s) for Transit operators at key layover locations on SODO Busway which is a part of 5th Avenue South, south of Royal Brougham, in downtown Seattle. It is commonly referred to as the E-3 Busway. The project includes lighting and other safety improvements to the walkway from the layover area to the comfort station.</p> <p>Description of Budget Request: No appropriation is requested for the 2023 -2024 biennium. Budget requests are planned for outyears, pending future CIP prioritization and funding levels.</p>
1132324	Madison RapidRide Line (G) STANDALONE		\$1,070,353	<p>Scope: RapidRide Madison/G Line - This project extends from downtown Seattle through First Hill to the Central Area via Madison Street. This project would plan, design and implement the necessary infrastructure improvements to launch RapidRide service. These infrastructure projects include Passenger Facilities, Roadway, Signal and intelligent transportation system (ITS) improvements which result in better transit speed and reliability, access to transit projects which reduce barriers for people to reach transit, and necessary communication and technology efforts to support the service. This budget also includes the associated costs for public outreach and marketing (launch of the service). This budget does not include vehicles.</p> <p>Description of Budget Request: This budget request is required to complete the identified RapidRide project in the Metro Connects 2025 network. Detailed estimates for project costs have been developed using past agency experience delivering the six original RapidRide lines, along with a detailed work breakdown structure and resource-loaded project schedule identifying the cost associated with each individual component of RapidRide delivery. The requested budget will move the project through the construction phase of project delivery.</p>

CAP Summary by Fund

Budget: 2023-2024 Biennial, Scenario: Executive Proposed, Agency: All, Fund: 3641 PUBLIC TRANSPORTATION INFRASTRUCTURE CAPITAL, Cap Status: Approved, Is IT Proj? Both Yes and No

2023-2024 Biennial - Executive Proposed

1132325	Delridge to Burien RapidRide Line (H) STANDALONE		\$5,430,262	<p>Scope: RapidRide Burien/H Line - This project extends from the Burien Transit Center to downtown Seattle via Delridge Way. This project would plan, design and implement the necessary infrastructure improvements to launch RapidRide service. These infrastructure projects include passenger facilities, roadway, signal and intelligent transportation system (ITS) improvements which result in better transit speed and reliability, access to transit projects, and necessary communication and technology efforts to support the service. This budget also includes the associated costs for public outreach and marketing. This budget does not include vehicles.</p> <p>Description of Budget Request: This budget request is required to complete the identified RapidRide project in the Metro Connects 2025 network. Detailed estimates for project costs have been developed using past agency experience delivering the six original RapidRide lines, along with a detailed work breakdown structure and resource-loaded project schedule identifying the cost associated with each individual component of RapidRide delivery. The requested budget will move the project through the Construction phase of project delivery.</p>
1132326	Rainier Ave. Mount Baker RapidRide Line (R) STANDALONE		\$21,932,277	<p>Scope: Rainier Avenue Rainier Beach Downtown RapidRide - This project extends from Rainier Beach to downtown Seattle via Rainier Avenue. This project would plan, design and implement the necessary infrastructure improvements to launch RapidRide service. These infrastructure projects include passenger facilities, roadway, signal and intelligent transportation system (ITS) improvements which result in better transit speed and reliability, access to transit projects - which reduce barriers for people to reach transit, modification and potential expansion of trolley infrastructure, and necessary communication and technology efforts to support the service. This budget also includes the associated costs for public outreach and marketing. This budget does not include vehicles.</p> <p>Description of Budget Request: This budget request is required to advance the identified RapidRide project in the Metro Connects Interim network. The 2021 Metro Connects update prioritized the RapidRide R Line as one of the next two RapidRide lines to be implemented following the J Line implementation (the other being the K line). The R line is prioritized as it serves an area with a high overall Equity Prioritization Score (a weighted measure of the stops serving priority populations). Detailed estimates for project costs have been developed using past agency experience delivering the six original RapidRide lines and the four in process lines, along with a detailed work breakdown structure and resource-loaded project schedule identifying the cost associated with each individual component of RapidRide delivery. The requested budget will allow the project to progress through design.</p>

CAP Summary by Fund

Budget: 2023-2024 Biennial, Scenario: Executive Proposed, Agency: All, Fund: 3641 PUBLIC TRANSPORTATION INFRASTRUCTURE CAPITAL, Cap Status: Approved, Is IT Proj? Both Yes and No

2023-2024 Biennial - Executive Proposed

1132327	Roosevelt RapidRide Line (J) STANDALONE		\$605,996	<p>Scope: RapidRide Roosevelt/J Line - This project advances the development of the RapidRide J line for an opening date of 2026. This project would plan, design and implement the necessary infrastructure improvements to launch RapidRide service in collaboration with SDOT. These infrastructure projects include passenger facilities, roadway, signal and intelligent transportation system (ITS) improvements which result in better transit speed and reliability, access to transit projects, and necessary communication and technology efforts to support the service. This budget also includes the associated costs for public outreach and marketing. This budget does not include vehicles.</p> <p>Description of Budget Request: This budget request is required to complete the identified RapidRide project in the Metro Connects 2025 network. Detailed estimates for project costs have been developed using past agency experience delivering the six original RapidRide lines, along with a detailed work breakdown structure and resource-loaded project schedule identifying the cost associated with each individual component of RapidRide delivery. This budget form accounts for Metro Assets, trolley wire expansion/modification (if needed) and, staff time during the project and costs associated with service launch.</p>
1134100	Technology Program Management PROGRAMMATIC		\$0	<p>Scope: Technology Program Management - This project involves planning for programs and projects within the technology sub portfolio. Program management activities will ensure adequate coordination with Operations and Vehicle Maintenance Divisions, Technology Project Delivery, Operations Systems, Fleet Purchasing, and Fixed Assets and other groups internal to Metro. The project scope of work will also include prioritization of projects within programs, feasibility studies, exploration of funding and partnership opportunities, and consideration of benefits of the various projects within the programs. An important element of this work will be understanding the scope and business requirements of the existing projects and participation in the Technology Steering Committee. This ongoing work will feed a Metro-wide process for consideration of Technology needs and priorities for development of future investment in capital technology projects.</p> <p>Description of Budget Request: No appropriation is requested for the 2023 -2024 biennium. Budget requests are planned for outyears, pending future CIP prioritization and funding levels.</p>

CAP Summary by Fund

Budget: 2023-2024 Biennial, Scenario: Executive Proposed, Agency: All, Fund: 3641 PUBLIC TRANSPORTATION INFRASTRUCTURE CAPITAL, Cap Status: Approved, Is IT Proj? Both Yes and No

2023-2024 Biennial - Executive Proposed

1134193	Facility Improvements Planning PROGRAMMATIC		\$1,191,156	<p>Scope: Facility Improvement Planning - This program involves planning and program management for programs and projects within the Facility Improvements Sub Portfolio and involves planning for expansion of facility capacity by building or leasing new facility capacity. Program management activities will be responsible for ensuring adequate coordination with internal end-users in Metro and will include: prioritization of projects, feasibility studies, exploration of funding and partnership opportunities, and consideration of benefits of the various projects within the programs; monitoring of projects for progress and changes in scope, schedule and budget and adapting other projects within the programs to maintain the program benefits anticipated in a coordinated and complementary manner; and tracking interdependencies and coordinating with projects in other programs.</p> <p>Description of Budget Request: Based on staffing in capital planning and program management organization chart responsible for the capital planning and program management duties within the Facility Improvements Sub Portfolio. Modest amount of professional services are estimated to augment staff expertise.</p>
1134197	Safe Routes to Transit Investment Program PROGRAMMATIC		\$818,755	<p>Scope: Safe Routes to Transit Investment Program - This program works with cities and other agencies to plan, design, and construct safe pedestrian and bicycle improvements to reach transit services and facilities. The program typically passes through funds to cities to contribute to improvements on their rights-of-way, such as sidewalks, bikeways, safe crossings, traffic calming devices, lighting, traffic counters and other methods to enhance safety, comfort, and access. Projects will support RapidRide corridors, service restructures and other existing and future services. Projects generally leverage partner match funding and are prioritized to support where needs are greatest and improvements in safety.</p> <p>Description of Budget Request: This 2023-24 request supports the overall program advancing new projects and moving critical infrastructure from design to construction. The program assumes on-going funds in accordance with Metro Connects investment plans to continue making connecting to transit improvements.</p>
1134201	Kent Comfort Station STANDALONE		\$0	<p>Scope: Comfort Station Kent - This project involves siting, design, and construction of a permanent comfort station. Comfort station to include one-to-two gender neutral restrooms. A small break space may be included depending on site specific program requirements.</p> <p>Description of Budget Request: No appropriation is requested for the 2023 -2024 biennium. Budget requests are planned for outyears, pending future CIP prioritization and funding levels.</p>
1134205	Aloha Street Comfort Station STANDALONE		\$0	<p>Scope: Comfort Station South Lake Union - This project involves siting, design, and construction of a permanent comfort station. Comfort station to include one-to-two gender neutral restrooms. A small break space may be included depending on site specific program requirements.</p> <p>Description of Budget Request: No appropriation is requested for the 2023 -2024 biennium. Budget requests are planned for outyears, pending future CIP prioritization and funding levels.</p>

CAP Summary by Fund

Budget: 2023-2024 Biennial, Scenario: Executive Proposed, Agency: All, Fund: 3641 PUBLIC TRANSPORTATION INFRASTRUCTURE CAPITAL, Cap Status: Approved, Is IT Proj? Both Yes and No

2023-2024 Biennial - Executive Proposed

1134206	Bus Layover Facility at Eastlake STANDALONE		\$4,216,051	<p>Scope: Downtown Seattle Layover Facility - This project is to design and construct an Eastlake site as a long term bus layover facility located along the east side of Eastlake Ave E within Washington State Department of Transportation (WSDOT) right-of-way (ROW), between Harrison street and Roy street. This project includes the following major elements: 1) approximately six 60-foot bus layover parking spaces within WSDOT I-5 ROW; 2) approximately six 60-foot bus layover parking spaces in approximately 740 linear feet of bus layover parking space northbound within Eastlake Ave E ROW; 3) roadway and intersection modifications as necessary to support the efficient operation of the facility, including modification to existing traffic signals at two intersections and installation of a new traffic signal system at one additional intersection; and 4) a comfort station/operations support building for transit operators, first-line supervisors, transit police, facilities maintenance staff, etc., forecast to include four water closets, a service quality office, Metro Transit operator break space, custodial closet, and service quality storage space.</p> <p>Description of Budget Request: This change increases the appropriation to account for increased costs associated with permitting, construction, construction management services, staffing costs and contingency. The project had been paused due to ongoing negotiations with the City of Seattle and had to be rebid. This appropriation allows the project to be fully implemented.</p>
1134223	South Annex Base STANDALONE		\$0	<p>Scope: South Annex Base - Construction of a permanent 250 bus transit base on Metro owned property called the South Annex. Transit base will include vehicle maintenance bays (est. 14 bays), steam bay, inspection bay, bus exterior wash bays, bus interior wash bays, bus fueling, underground infrastructure to enable future conversion to battery electric bus operation, operator spaces (break, locker, restroom, dispatch, chief, superintendent), and miscellaneous other business functions required for base operations.</p> <p>Description of Budget Request: No appropriation is requested for the 2023 -2024 biennium. Budget requests are planned for outyears, pending future CIP prioritization and funding levels.</p>
1134228	Non-Fixed Route Program Management PROGRAMMATIC		\$218,376	<p>Scope: Non-Fixed Route Program Management - This programmatic project supports the Non-Fixed Route Fleet Sub Portfolio capital planning efforts. Planning for programs and projects within this Sub Portfolio will be performed by the Planning and Portfolio Coordination group to support all planning and program management activities. Program management activities will also be responsible for ensuring adequate coordination with Vehicle Maintenance, Fleet Purchasing and Fixed Asset program and other groups internal to Metro to meet their needs. Staff will conduct program management activities including: prioritization of purchases within programs, feasibility studies, exploration of funding and partnership opportunities, and consideration of benefits of the various projects within the programs.</p> <p>Description of Budget Request: Based on staffing in the capital planning and program management organization chart responsible for the Planning and Portfolio Coordination duties within the Non-Fixed Route Vehicle Sub Portfolio. Modest amount of professional services are estimated to augment staff expertise.</p>

CAP Summary by Fund

Budget: 2023-2024 Biennial, Scenario: Executive Proposed, Agency: All, Fund: 3641 PUBLIC TRANSPORTATION INFRASTRUCTURE CAPITAL, Cap Status: Approved, Is IT Proj? Both Yes and No

2023-2024 Biennial - Executive Proposed

1134230	Living Building Certified RapidRide Station STANDALONE		\$582,751	<p>Scope: Living Building Certified Bus Stop - This project will plan, design, and construct a Living Building Challenge-certified bus stop using a variety of sustainability materials, technologies, and techniques. The Living Building Challenge is a green building certification program and sustainable design framework that focuses on an ideal built environment. Using lessons learned from the pilot project, Metro will consider incorporating additional elements into future bus stops throughout its system. This project will occur simultaneously with the procurement of a design-build vendor for Metro's new standard shelter and develop the sustainability criteria that the new shelter should meet. The location selected to build the LBC-certified bus stop is located on westbound J St SE, nearside 17th St SE in Auburn, WA (Stop ID #80977).</p> <p>Description of Budget Request: The current budget request is based on conceptual planning-level cost estimates derived from historical costs incurred in prior years for designing and constructing bus stop improvements. The project budget estimate anticipates a project budget higher than the cost of this established design due to the additional staff and consultant support to develop a new design.</p>
1134231	Northgate Link Bus Stop Access Improvements STANDALONE		\$704,727	<p>Scope: Northgate Link and Ulink - This project is to improve transfer environments at ten bus stops next to Northgate Link Extension stations. The stations are the Roosevelt Station, U District Station, University of Washington Station, and the Capitol Hill Station. This project will design and construct Metro capital improvements to bus stops adjacent to Sound Transit's (ST) station or improve bus facilities within the station. Metro's capital improvements may include upgraded bus stop signs and shelters, real-time information systems, and improved pedestrian amenities such as sidewalks or lighting between the station and bus stops. Additionally, this project will fund a NB and SB stop pair on 12th and Roosevelt Avenues to facilitate a seamless transfer between Metro and ST routes at Roosevelt Station. NB stop at 12th/67th will include RTIS. This project will be delivered as a partnership, with cost-sharing between Metro, SDOT, and ST.</p> <p>Description of Budget Request: This new project is pulling scope out of the existing ST Link Station Integration project. The Regional Mobility Grant will fund a majority of this project. Part of this request includes the installation of a signal at NE 67th to be delivered by SDOT. The cost to King County Metro would be \$536,780 for this work.</p>

CAP Summary by Fund

Budget: 2023-2024 Biennial, Scenario: Executive Proposed, Agency: All, Fund: 3641 PUBLIC TRANSPORTATION INFRASTRUCTURE CAPITAL, Cap Status: Approved, Is IT Proj? Both Yes and No

2023-2024 Biennial - Executive Proposed

1134232	3d Avenue Corridor Improvements STANDALONE		\$300,245	<p>Scope: 3rd Avenue Yesler Way to Main - This project will complete transit, sidewalk, and pedestrian enhancements along 3rd Avenue, between Yesler Way and S Main St., serving heavy transit movements (primarily southbound trips) through this segment of 3rd Avenue. The project will prioritize funding towards designing and constructing improvements to existing Metro bus stop #515, southbound 3rd Avenue and Main St. For this bus stop, improvements may include a widened sidewalk along the west side of 3rd Avenue between S Washington St. and S Main St., new/additional passenger amenities at the bus stop, concrete bus panels in the roadway throughout the extent of the bus stop, other pedestrian enhancements including lighting, sidewalk amenities and wayfinding. The project will also convert this section of 3rd Avenue S to one-way southbound to preserve two southbound travel lanes and maintain transit speed and reliability. Funding may also be used for other improvements supporting access to transit in the general project vicinity. This project will be the last improvement delivered as part of a larger, long-standing program of Federal Transit Authority (FTA) grant funded improvements formerly known as the 3rd Avenue Transit Corridor Improvement and RapidRide Facilities project (1116745).</p> <p>Description of Budget Request: The 2019-2020 budget development process created this project by transferring remaining appropriation from project 1116745 into this project (1134232) and a companion project (1135061) that will construct a new transit signal at Third and Denny. A planning-level cost estimate, consistent with assumptions for project delivery for earlier elements of the Third Avenue Transit Corridor Improvements program and based on historical Metro and City of Seattle costs to deliver projects of similar scope and complexity, was prepared for this project in 2018 and was the basis of the currently-approved appropriation of \$3.4M. Additional pre-design work completed in early 2022 along with a revised estimate of probable construction costs, including higher material and labor costs and inflationary factors since the initial estimate in 2018, indicates that additional appropriation would be necessary to complete the project under its current scope, resulting in a revised estimate at completion of \$3.8M.</p>
1134235	Regional Transit Integration Program Management STANDALONE		\$11,001	<p>Scope: Regional Transit Integration Program Management - This project includes planning for capital programs and projects within the Regional Transit Integration Sub Portfolio. Program management activities will include coordination across Metro's strategic and service planning functions and with partner agencies as well as prioritization of projects, feasibility studies, exploration of funding and partnership opportunities, and consideration of benefits of the various projects within the programs.</p> <p>Description of Budget Request: The requested amount is based on estimated staffing in the capital planning and portfolio management organization needed to perform the project planning and program management duties within the Regional Transit Integration Sub Portfolio. Includes a modest amount of professional services to augment staff expertise.</p>

CAP Summary by Fund

Budget: 2023-2024 Biennial, Scenario: Executive Proposed, Agency: All, Fund: 3641 PUBLIC TRANSPORTATION INFRASTRUCTURE CAPITAL, Cap Status: Approved, Is IT Proj? Both Yes and No

2023-2024 Biennial - Executive Proposed

1134237	Auburn to Renton RapidRide Line (I) STANDALONE		\$31,707,310	<p>Scope: RapidRide Auburn Transit Center to Renton Transit Center/I Line - This project will plan, design and implement the necessary infrastructure improvements to launch RapidRide service from the Auburn Transit Center to the Renton Transit Center. These infrastructure projects include passenger facilities, roadway, signal and intelligent transportation system (ITS) improvements which result in better transit speed and reliability, access to transit projects and necessary communication and technology efforts to support the service. This budget also includes the associated costs for public outreach and marketing. This budget does not include vehicles.</p> <p>Description of Budget Request: Detailed estimates for project costs have been developed using past agency experience delivering the six original RapidRide lines, along with a detailed work breakdown structure and resource-loaded project schedule identifying the cost associated with each individual component of RapidRide delivery. The requested budget will move the project through the acquisition, construction and closeout phases of project delivery.</p>
1134240	Atlantic Base Yard Refurbishment STANDALONE		\$18,807,402	<p>Scope: Atlantic Base Yard Refurbishment - This project involves yard and infrastructure replacement for the Atlantic Base Yard including replacement of site lighting poles and fixtures, domestic water distribution system, fire water system and hydrants, and concrete panels (pavement).</p> <p>Description of Budget Request: The Transit Facilities Conditions Needs Report provides rough order of magnitude replacement costing, generated by third party engineers and incorporating metrics for soft cost factors. 2023-2024 funding is for final design through the initiation of the first phase of implementation. Overall budget increase is attributed to market inflation factors, additional identified scope for trolley overhead catenary system replacement, and soft cost factors.</p>
1134241	Heating, Ventilation and Conditioning Small Works 2019-20 PROGRAMMATIC		\$0	<p>Scope: Heating Ventilation and Air Conditioning Small Works - This project includes replacement of North and Ryerson Base Vehicle Maintenance Dust Collection and Vehicle Exhaust Systems and replacement of back up boiler at Bellevue Base.</p> <p>Description of Budget Request: No appropriation is requested for the 2023 -2024 biennium. Budget requests are planned for outyears, pending future CIP prioritization and funding levels.</p>
1134242	South Base Vehicle Maintenance HVAC Replacement STANDALONE		\$836,911	<p>Scope: South Base Vehicle Maintenance HVAC Replacement - This project includes replacement of the South Base Vehicle Maintenance Air Handlers, Dust Collection, and Vehicle Exhaust System.</p> <p>Description of Budget Request: 2023-2024 funding will support project planning through completion. The Transit Facilities Conditions Needs Report provides rough order of magnitude replacement costing, generated by third party engineers and incorporating metrics for soft cost factors.</p>

CAP Summary by Fund

Budget: 2023-2024 Biennial, Scenario: Executive Proposed, Agency: All, Fund: 3641 PUBLIC TRANSPORTATION INFRASTRUCTURE CAPITAL, Cap Status: Approved, Is IT Proj? Both Yes and No

2023-2024 Biennial - Executive Proposed

1134243	South Facilities Maintenance HVAC Replacement STANDALONE		\$5,948,149	Scope: South Facilities Maintenance HVAC Replacement - This project will support the replacement of the South facilities Air Handlers and Dust Collection Systems. Description of Budget Request: Funding will support the complete replacement of the asset including implementation. The Transit Facilities Conditions Needs Report provides rough order of magnitude replacement costing, generated by third party engineers and incorporating metrics for soft cost factors.
1134245	Bus Lift Replacement at Bellevue Base STANDALONE		\$0	Scope: Bellevue Base Wash Phase 2 Bus Lift - This project supports the replacement of one bus lift in the Bellevue Base Steam Bay. Description of Budget Request: No appropriation is requested for the 2023 -2024 biennium. Budget requests are planned for outyears, pending future CIP prioritization and funding levels.
1134246	Bus Lift Replacement at Atlantic Base Vehicle Maintenance STANDALONE		\$3,484,241	Scope: Atlantic Base Vehicle Maintenance Phase 2 Bus Lifts - This project supports replacement of up to four Rotary Post Axle Lifts, one Rotary Post Platform Lift and four Steril Koni Omer Parallelogram Lifts at Atlantic Base. Description of Budget Request: 2023-2024 funding is expected to support design and implementation. The Transit Facilities Conditions Needs Report provides rough order of magnitude replacement costing, generated by third party engineers and incorporating metrics for soft cost factors.
1134247	Wash and Vacuum Systems Replacement at Central Base STANDALONE		\$400,000	Scope: Central Base Wash and Vacuum Replacement - This project will support the replacement of the Central Base vacuum system and related electrical equipment. Description of Budget Request: 2023-2024 funding is intended to support implementation through closeout. The Transit Facilities Conditions Needs Report provides rough order of magnitude replacement costing, generated by third party engineers and incorporating metrics for soft cost factors.
1134248	TDC BFW WASH VAC REPLAC STANDALONE		\$860,845	Scope: Bellevue Base Fuel and Wash Vacuum Replacement - This project will support the replacement of Bellevue Base bus vacuum system, power components and other critical assets within the facility as needed. Planning and pre-design activities to inform recommended critical asset replacement. Description of Budget Request: 2023-2024 funding is intended to support planning through closeout. The Transit Facilities Conditions Needs Report provides rough order of magnitude replacement costing, generated by third party engineers and incorporating metrics for soft cost factors.
1134249	Wash System Replacement at East Base STANDALONE		\$0	Scope: East Base Wash Replacement - This project will replace the East Base bus vacuum system and power components as needed. Description of Budget Request: No appropriation is requested for the 2023 -2024 biennium. Budget requests are planned for outyears, pending future CIP prioritization and funding levels.
1134250	Wash System Replacement at North Base STANDALONE		\$0	Scope: North Base Wash Replacement - This project replaces the North Base bus vacuum system and power components as needed. Description of Budget Request: No appropriation is requested for the 2023 -2024 biennium. Budget requests are planned for outyears, pending future CIP prioritization and funding levels.

CAP Summary by Fund

Budget: 2023-2024 Biennial, Scenario: Executive Proposed, Agency: All, Fund: 3641 PUBLIC TRANSPORTATION INFRASTRUCTURE CAPITAL, Cap Status: Approved, Is IT Proj? Both Yes and No

2023-2024 Biennial - Executive Proposed

1134251	Wash and Vacuum Systems Replacement at Ryerson Base STANDALONE		\$607,348	<p>Scope: Ryerson Base Wash Vacuum Replacement - This project will support replacement of Ryerson Base vacuum bus system and power components as needed.</p> <p>Description of Budget Request: Funding is intended to support design through closeout. The Transit Facilities Conditions Needs Report provides rough order of magnitude replacement costing, generated by third party engineers and incorporating metrics for soft cost factors</p>
1134260	Trolley Supervisory Control And Data Acquisition Replacement STANDALONE		\$1,506,690	<p>Scope: Trolley Supervisory Control And Data Acquisition (SCADA) Replacement - This project will include the engagement of consultant to study required SCADA replacements across Metro Trolley Substations and related systems and implementation of those recommendations.</p> <p>Description of Budget Request: Funding is intended to support final design of the solution through implementation.</p>
1134261	Building Management Systems Replacement STANDALONE		\$635,175	<p>Scope: Building Management Systems Replacement - This project will replace the building management system control and monitoring components at up to five locations. It is assumed these locations may be Bellevue Base, Power Distribution HQ, North Facilities, Van Distribution Center, and Information Distribution Warehouse.</p> <p>Description of Budget Request: The 2017 Building Automation Controls Assessment was used to formulate original budget assumptions for this project. The requested funding for 2023-2024 is for implementation at approximately five locations. Additional transit facilities' building management systems may be replaced on their respective HVAC replacement projects planned for implementation 2021-2028.</p>
1134262	Replacement of Yard Light at East Base STANDALONE		\$1,860,499	<p>Scope: Yard Light Replacement - This project will initiate a feasibility and alternatives analysis to determine optimal methods to achieve required lighting levels and then move forward to systematically replace and augment existing fixtures with means to achieve the minimum required lighting levels at Metro facilities.</p> <p>Description of Budget Request: Budget estimate was generated by in house engineering analysis and third party estimate. 2023-2024 funding is to support implementation and closeout.</p>
1134265	Routine Equipment Replacement 2019-20 STANDALONE		\$602,141	<p>Scope: This project includes replacement of the following equipment located at Metro bases and supporting facilities: Non-Revenue Vehicle Maintenance Building (NRV) Fuel Pump, Component Supply Center (CSC) Sign Printer, Component Supply Center (CSC) Knee Mill, Component Supply Center (CSC) Press Brake, Atlantic Base Vehicle Maintenance (ABVM) Air Compressors System, Ryerson Base Vehicle Maintenance (RBVM) Air Compressors System, South Facilities Maintenance (SFM) Air Compressor System.</p> <p>Description of Budget Request: This budget request is based on actual expenditure for two completed equipment replacement (NRV Fuel Pump at Central Campus, and CSC Sign Printer at South Campus); and baseline estimate for five additional equipment replacement in progress as of March 2022 (CSC Press Break, CSC Knee Mil, AB Air Compressors, RB Air Compressors, SF Air Compressors). Two of the equipment originally scoped for this project have begun Alternatives Analysis and been pushed to the 2021-2022 Equipment Replacement Project.</p>

CAP Summary by Fund

Budget: 2023-2024 Biennial, Scenario: Executive Proposed, Agency: All, Fund: 3641 PUBLIC TRANSPORTATION INFRASTRUCTURE CAPITAL, Cap Status: Approved, Is IT Proj? Both Yes and No

2023-2024 Biennial - Executive Proposed

1134269	South Base Fluid Underground Storage Tanks STANDALONE		\$0	<p>Scope: South Base Vehicle Maintenance Fluid Underground Storage Tanks - This project includes the review of the existing underground fluid storage tank locations and development of an alternatives analysis report around replacing, repairing and/or lining the tanks. The original project scope focused on the single waste oil tank with a warranty expiration in 2019. Upon project initiation an additional fourteen (14) underground storage tanks were identified as similar vintage and requiring review. This updated scope and budget for 2023-2024 is to address up to fifteen (15) underground storage tanks at South Base.</p> <p>Description of Budget Request: No appropriation is requested for the 2023 -2024 biennium. Budget requests are planned for outyears, pending future CIP prioritization and funding levels.</p>
1134274	Zero Emission Infrastructure Planning STANDALONE		\$1,311,845	<p>Scope: Zero Emission Vehicle Infrastructure Planning - This program is for the overall planning and programming of the vehicle infrastructure facilities to support a zero-emissions fleet. The planning efforts will address the increasing workload, complexity, and necessity of developing a strategic, system wide plan for the future of the Zero Emission Vehicle Infrastructure.</p> <p>Description of Budget Request: By reviewing past costs in support of similar programs (like the Trolley infrastructure project/program) the budget costs identified here are to support planning staff and consultant studies to establish and oversee the ongoing zero emission works.</p>
1134275	Madison Corridor Trolley System Restructure STANDALONE		\$121,423	<p>Scope: Madison Corridor Restructure - This project will support of the design and construction of trolley infrastructure that will need to be completed in support of trolleybus service restructure for the RapidRide G Line project. New overhead wire, switches, poles, and other additional trolley infrastructure will be needed to accommodate a restructure of existing trolley routes when the RapidRide G Line is implemented. The scope includes approximately 800 feet of new trolley infrastructure needed along E Pine Street between Madison Street and 15th Avenue to support a restructure of the Route 12.</p> <p>Description of Budget Request: The budget for this project is based on planning level cost estimates to design and construct the new trolley infrastructure. The cost estimates for final design and construction will be updated after preliminary design is completed.</p>
1134276	North East 43d Street Trolley Modifications STANDALONE		\$1,943,147	<p>Scope: NE 43rd Avenue Trolley Modifications - This project is for the planning, design, & implementation of additional trolley infrastructure in support of the new U-District Station. This appropriation will be used to implement approximately one-quarter mile of new one-way trolley wire on NE 43rd Street (between 15th Ave NE and 12th Ave NE) and 12 Ave NE (between NE 45th Street and NE 43rd Street).</p> <p>Description of Budget Request: The budget request is necessary to fund additional work identified in partnership with the City of Seattle Department of Transportation (SDOT) and includes an expansion of the limits of modifications to the trolley Overhead Catenary System (OCS). This work and budget increase is required to operate trolley buses to serve the new U-District Link light rail station and account for additional staff time to closeout the project.</p>

CAP Summary by Fund

Budget: 2023-2024 Biennial, Scenario: Executive Proposed, Agency: All, Fund: 3641 PUBLIC TRANSPORTATION INFRASTRUCTURE CAPITAL, Cap Status: Approved, Is IT Proj? Both Yes and No

2023-2024 Biennial - Executive Proposed

1134282	Electric Bus Charging Test Facility at South Base STANDALONE		\$1,073,442	<p>Scope: South Base Charging Test Area - This project involves planning, design and construction of infrastructure to support Zero Emission Bus (ZEB) chargers at Metro's South Base. This site will ultimately be capable of charging long-range battery electric buses, which Metro will be testing in the coming years, as well as placing long-range BEBs (Battery Electric Bus) into revenue service consistent with Metro's BEB fleet plan. The project includes a new charging equipment testing area, switchgear, new power service, and charging provisions.</p> <p>Description of Budget Request: The costs associated with this appropriation will allow for the design, implementation, testing, certification, operations, and closeout of this project. The budget was developed using costs from previous ZEB charger projects.</p>
1134292	Totem Lake Eastgate RapidRide Line (K) STANDALONE		\$508,549	<p>Scope: RapidRide Totem Lake-Eastgate/ K Line - This project is a planned RapidRide line for Routes 234/235/271 and extends from Totem Lake Transit Center to Eastgate in Bellevue, passing through the cities of Kirkland and Bellevue. This project would plan the necessary infrastructure improvements to launch RapidRide service. These infrastructure projects include passenger facilities, roadway, signal and ITS improvements which result in better transit speed and reliability, access to transit projects and necessary communication and technology efforts to support the service. This budget does not include vehicles.</p> <p>Description of Budget Request: Detailed estimates for project costs have been developed using past agency experience delivering the six original RapidRide lines and the in process four lines, along with a detailed work breakdown structure and resource-loaded project schedule identifying the cost associated with each individual component of RapidRide delivery. The requested budget will move the project through the preliminary design phase of the project.</p>
1134297	Speed and Reliability Planning PROGRAMMATIC		\$3,889,288	<p>Scope: Speed and Reliability Planning - This program covers project planning, identification and prioritization of Speed and Reliability investments for the Corridor/Spot Improvement Sub Portfolio and provides program management activities. Staff will collaborate with the Mobility Division to ensure planning work conducted under this program aligns with the current needs and applies Mobility Framework principles. The effort for this program includes strategic development in planning for future capital investment based on financial resources availability in the out years and project scoping for specific corridors.</p> <p>Description of Budget Request: Budget request includes professional services and staffing within the Speed and Reliability capital planning group. The remainder of the budget will fund the program management efforts to identify and prioritize corridors needing capital investments in the next three biennia.</p>
1134326	Atlantic Base Wash Systems Refurbishment STANDALONE		\$472,289	<p>Scope: Atlantic Base Wash Systems Refurbishment - This project refurbishes multiple components of fuel and wash systems at Atlantic Base.</p> <p>Description of Budget Request: 2023-2024 funding is intended to support final design and implementation. The Transit Facilities Conditions Needs Report provides rough order of magnitude replacement costing, generated by third party engineers and incorporating metrics for soft cost factors. Additionally, KPFF Consulting Engineers completed an analysis in December 2017 in which they provided an updated ROM cost for construction.</p>

CAP Summary by Fund

Budget: 2023-2024 Biennial, Scenario: Executive Proposed, Agency: All, Fund: 3641 PUBLIC TRANSPORTATION INFRASTRUCTURE CAPITAL, Cap Status: Approved, Is IT Proj? Both Yes and No

2023-2024 Biennial - Executive Proposed

1134331	Routine Equipment Replacement 2023-24 STANDALONE		\$1,581,653	<p>Scope: Equipment Replacement - This routine project supports the replacement of major equipment at Metro Transit Facilities. Approximately five (5) major equipment that are beyond their useful service life, with conditions of poor to inoperable, or are no longer efficient will be replaced. The priority order will follow the Conditions Assessment completed by a third party consultant and quality controlled by Transit's Engineering Unit.</p> <p>Description of Budget Request: This routine project budget request is based on historical and engineering cost estimates of the projects in its work plan. There are approximately five (5) major equipment asset replacements anticipated in 2023-2024.</p>
1134333	Shelter Refurbishment 2023-24 STANDALONE		\$3,982,337	<p>Scope: Shelter Refurbishment - This is a placeholder project for investments in 2023-2024 associated with the ongoing state of good repair maintenance program to refurbish 180 - 200 shelters annually. Bus shelters have a lifecycle of 10 years, depending on the use in the area where shelters are located. Refurbishment work can involve component repairs and replacements, repainting, new roof standards, built-in lighting upgrades, panel upgrades, and specialized installments such as public art and Rapid Ride components that have more electrical and electronic systems.</p> <p>Description of Budget Request: Budget estimate based on benchmarking previous years expense trends, averaging \$1.9 to \$2.3 million per year to meet targets for labor requirements, materials, supplies, and the equipment needed for the 2023-24 Biennia. Also anticipating increase in materials of 5-10% with recent imposed tariffs, new materials contracts, as well as labor increase of 5-7.5% with general wage increases implemented by ATU and Local 17. 2023/24 plans reflect ongoing opportunity for Rapid Ride Refurbishment program to be included.</p>
1134354	Routine Facility Improvements 2021-22 STANDALONE		\$44,724	<p>Scope: Routine Facilities Improvements - This project supports transit operations and maintenance by adding new assets or by extending the lives of existing facility assets. Improvements are justified by changes in business practices, technology, and regulations. The program improves transit operating facilities (bases, maintenance and support), work environments for employees, and passenger facilities.</p> <p>Description of Budget Request: This program budget request is based on previous biennia spend for this program. Specific projects will be estimated as the work is identified in the coming years.</p>
1134367	Bus Lift Replacement at North Base STANDALONE		\$0	<p>Scope: North Base Lift Replacement - Project includes replacement of the rotary post axle lifts and rotary post platform lifts at North Base. Funding is anticipated to support replacement of up to four lifts. Timing is consistent with Metro's Transit Asset Management Plan.</p> <p>Description of Budget Request: No appropriation is requested for the 2023 -2024 biennium. Budget requests are planned for outyears, pending future CIP prioritization and funding levels.</p>

CAP Summary by Fund

Budget: 2023-2024 Biennial, Scenario: Executive Proposed, Agency: All, Fund: 3641 PUBLIC TRANSPORTATION INFRASTRUCTURE CAPITAL, Cap Status: Approved, Is IT Proj? Both Yes and No

2023-2024 Biennial - Executive Proposed

1134376	Routine Building Envelope Program 2021-22 STANDALONE		\$4,031,466	<p>Scope: Routine Building Envelope Replacement - This project is for investments in the Roof and Building Envelope Replacement Program Including: 1) Central Base Roof Repairs and Flashings; 2) East Base Patio Replacement; 3) South Facilities Roof Replacement. Timing is consistent with Metro's Transit Asset Management Plan.</p> <p>Description of Budget Request: Funding is expected to support the complete project lifecycle for the projects identified in the project scope section. Additional funding requested for this project is to complement the South Facilities HVAC replacement project number 1134243. The South Facilities HVAC project is anticipated to reach construction by mid-2023, and benefits from aligning roof replacement efforts to mitigate anticipated repairs from damage caused by HVAC replacement. The Transit Facilities Conditions Needs Report provides rough order of magnitude replacement costing as generated by third party engineers and incorporating metrics for soft cost factors.</p>
1134377	Overall Fire System Replacement 2023-24 STANDALONE		\$117,126	<p>Scope: Fire Control System Replacement - This project is for routine replacement of fire control systems at up to 10 Transit facilities. Scope assumes replacements and/or repairs of fire system, including but not limited to: sprinkler heads, piping, alarms, dry riser system(s), valve(s) and associated components. Timing is consistent with Metro's Transit Asset Management Plan.</p> <p>Description of Budget Request: The Transit Facilities Conditions Needs Report provides rough order of magnitude replacement costing as generated by third party engineers and incorporating metrics for soft cost factors. 2023-2024 funding supports design through implementation.</p>
1134380	Fuel Storage Tank Replacement at North Facilities STANDALONE		\$0	<p>Scope: Fuel and Fluid Storage Tank Replacement - This project is for planned replacement of fuel and fluid storage tanks and associated piping at North Facilities and Power Distribution. Scope includes the review of existing tanks and development of an alternative analysis report around replacing, repairing and/or lining the tanks, and implementation of the recommended solution. The timing is consistent with Metro's Transit Asset Management Plan.</p> <p>Description of Budget Request: No appropriation is requested for the 2023 -2024 biennium. Budget requests are planned for outyears, pending future CIP prioritization and funding levels.</p>
1134385	Trolley Power Delivery System Replacement STANDALONE		\$0	<p>Scope: Trolley Power Delivery System Replacement - This project for the routine replacement of power delivery system components at several substations. Timing is consistent with Metro's Transit Asset Management Plan.</p> <p>Description of Budget Request: No appropriation is requested for the 2023 -2024 biennium. Budget requests are planned for outyears, pending future CIP prioritization and funding levels.</p>

CAP Summary by Fund

Budget: 2023-2024 Biennial, Scenario: Executive Proposed, Agency: All, Fund: 3641 PUBLIC TRANSPORTATION INFRASTRUCTURE CAPITAL, Cap Status: Approved, Is IT Proj? Both Yes and No

2023-2024 Biennial - Executive Proposed

1134387	HUSTUS System Upgrade 2023 STANDALONE			\$0 Scope: HASTUS Scheduling System Upgrade - This placeholder project will upgrade the current HASTUS Transit Scheduling, Operational Support, Service Planning, and Timetable and Bus Stop Schedule production system to the current vendor version. The upgrade will primarily consist of the vendor (GIRO) applying customizations that are specific to King County Metro and that continue to be required to meet specific business requirements and labor agreements to the base HASTUS modules. King County Metro staff will test the updated system extensively to verify that all required functionality works correctly. KCIT will perform updates to any interfaces and reports developed by KCIT as necessary to preserve functionality. Investments are intended to improve the lifecycle management of information technology used by Metro. Description of Budget Request: No appropriation is requested for the 2023 -2024 biennium. Budget requests are planned for outyears, pending future CIP prioritization and funding levels.
1134388	Upgrade Transit On Board Systems 2021 STANDALONE			\$0 Scope: Upgrades to Transit On Board Systems - This placeholder project will fund future anticipated upgrades to Transit's on board systems and systems at the Transit Control Center. Specific investments will be identified in future budget cycles. Investments are intended to improve the lifecycle management of information technology used by Metro. Description of Budget Request: No appropriation is requested for the 2023 -2024 biennium. Budget requests are planned for outyears, pending future CIP prioritization and funding levels.
1134391	Transit Control Center System 2027 STANDALONE			\$0 Scope: Upgrades to Transit Control Center Systems - This project will implement upgrades and enhancements to systems in the Transit Control Center. These systems monitor and allow for Coordinator support of service being operated. This project is to maintain business continuity and support this essential service and support life safety concerns. Description of Budget Request: No appropriation is requested for the 2023 -2024 biennium. Budget requests are planned for outyears, pending future CIP prioritization and funding levels.
1134392	Upgrade Transit Radio Network 2027 STANDALONE			\$0 Scope: Upgrade or Replace Transit Radio Network - This placeholder project will upgrade/replace the transit radio network to provide a stable secondary communications network for the transit fixed route and RapidRide bus fleet. Specific investments will be identified in future budget cycles. Description of Budget Request: No appropriation is requested for the 2023 -2024 biennium. Budget requests are planned for outyears, pending future CIP prioritization and funding levels.

CAP Summary by Fund

Budget: 2023-2024 Biennial, Scenario: Executive Proposed, Agency: All, Fund: 3641 PUBLIC TRANSPORTATION INFRASTRUCTURE CAPITAL, Cap Status: Approved, Is IT Proj? Both Yes and No

2023-2024 Biennial - Executive Proposed

1134394	Customer Information Management Program STANDALONE		\$0	<p>Scope: Customer Information Management Program - This program will implement unified customer communications tools across the Metro Transit Department. The scope includes updating and improving tools, such as Metro's Trip Planner, data feed to third parties such as OneBusAway, systems that manage Timetable and stop schedule production, and business practices that enhance customer communications, messaging, response time, assessments, and interfaces. These enhancements will improve collaboration and data sharing department-wide.</p> <p>Description of Budget Request: No appropriation is requested for the 2023 -2024 biennium. Budget requests are planned for outyears, pending future CIP prioritization and funding levels.</p>
1134396	Mobility Technology Tools PROGRAMMATIC		\$0	<p>Scope: Mobility Technology Tools - This placeholder project will provide necessary technology tools for Metro's newly emergent mobility programs. Specific investments will be identified in future budget cycles.</p> <p>Description of Budget Request: No appropriation is requested for the 2023 -2024 biennium. Budget requests are planned for outyears, pending future CIP prioritization and funding levels.</p>
1134398	Safety and Security Program STANDALONE		\$0	<p>Scope: Upgrades/Consolidation of Safety Systems - This placeholder project will provide necessary upgrades and consolidation of multiple tools used to manage safety programs and track safety issues and events across Metro. Specific investments will be identified in future budget cycles. Investments are intended to improve the lifecycle management of information technology used by Metro.</p> <p>Description of Budget Request: No appropriation is requested for the 2023 -2024 biennium. Budget requests are planned for outyears, pending future CIP prioritization and funding levels.</p>
1134399	Service Delivery Program PROGRAMMATIC		\$0	<p>Scope: Upgrade/Consolidation of Service Delivery/Management Tools - This placeholder project will fund necessary upgrades and consolidation of multiple technology tools used to manage and deliver transit service. Specific investments will be identified in future budget cycles. Investments are intended to improve the lifecycle management of information technology used by Metro.</p> <p>Description of Budget Request: No appropriation is requested for the 2023 -2024 biennium. Budget requests are planned for outyears, pending future CIP prioritization and funding levels.</p>
1134400	Service Design Program PROGRAMMATIC		\$0	<p>Scope: Service Design Program - This is a programmatic project that will fund specific business requirements that arise from the Service Management Modernization Planning project, to implement business requirements related to the design and development of transit service. Sub projects will enhance how Metro plans and schedules service to meet the needs of customers and advance equity issues around access to service.</p> <p>Description of Budget Request: No appropriation is requested for the 2023 -2024 biennium. Budget requests are planned for outyears, pending future CIP prioritization and funding levels.</p>

CAP Summary by Fund

Budget: 2023-2024 Biennial, Scenario: Executive Proposed, Agency: All, Fund: 3641 PUBLIC TRANSPORTATION INFRASTRUCTURE CAPITAL, Cap Status: Approved, Is IT Proj? Both Yes and No

2023-2024 Biennial - Executive Proposed

1139239	West Seattle Mobility Transit Hub STANDALONE		\$89,549	Scope: Marine West Seattle Mobility Transit Hub - This project will plan, site, and conduct preliminary engineering for a multi phased mobility hub facility that would accommodate transit bus/shuttles, bike and pedestrian access for transit connections to Water Taxi service for West Seattle. Description of Budget Request: Budget request supports completion of preliminary design. A project engineer's cost estimate was completed in April 2018 and updated in 2022. Total project costs are estimated at approximately \$13M dependent on the final scope of the project. This cost estimate will be reevaluated once site has been finalized.
1139321	Facility Condition Assessment 2025-26 STANDALONE		\$0	Scope: Facility Condition Assessment - This program funds inspections of all of Metro's facilities and generates a report of necessary repair and replacement needs critical to the long term state of good repair for Metro's assets. Description of Budget Request: No appropriation is requested for the 2023 -2024 biennium. Budget requests are planned for outyears, pending future CIP prioritization and funding levels.
1139324	Eagle Trailer Lease STANDALONE		\$0	Scope: South Base Vehicle Maintenance (Eagle Trailer) Lease - This project supports lease payments at 12119 East Marginal Way South, across from South Base, to support the displacement of Fleet Engineering from the South Annex, which in turn enables the construction of the South Annex Base. The site also enables expansion of Metro's New Bus Prep services from the Component Supply Center. Expansion of the New Bus Prep service to this alternate facility also permits expansion of Component Supply Center's Body Shop functionality. This project is part of a split out and disappropriation of 1134220 - TDC OCG RELOCS & DISPLACMNTS Description of Budget Request: No appropriation is requested for the 2023 -2024 biennium. Budget requests are planned for outyears, pending future CIP prioritization and funding levels.
1139326	Electric Vehicle Charging Program Budget PROGRAMMATIC		\$1,622,741	Scope: EV Charging- This master project will continue to build charging infrastructure to support electrification of light duty vehicles. The project will plan, design and implement infrastructure to support Level II and Level III chargers at various Metro Transit facilities. The project does not include the electric vehicles themselves and may include agreements to lease or purchase the charger and charge management systems. Description of Budget Request: Budget request is needed to implement non-bus vehicle charging infrastructure at transit facilities.
1139330	Comfort Station Planning STANDALONE		\$64,816	Scope: Comfort Station Planning - This project will evaluate Metro's approach to driver comfort stations, review comfort station service delivery alternatives, establish a plan for future comfort station development and provide catalogued requirements. Description of Budget Request: Budget request is based upon estimated internal resource requirements and consultant cost for similar bodies of work.

CAP Summary by Fund

Budget: 2023-2024 Biennial, Scenario: Executive Proposed, Agency: All, Fund: 3641 PUBLIC TRANSPORTATION INFRASTRUCTURE CAPITAL, Cap Status: Approved, Is IT Proj? Both Yes and No

2023-2024 Biennial - Executive Proposed

1139331	Overall Building Envelope 2023-24 STANDALONE		\$1,252,186	<p>Scope: 2023-2024 Overall Building Envelope - This project is for investments in the 2023-2024 Building Envelope Program. Scope includes East Base Millwright Shop refurbishment, and refurbishments at varying park & ride locations. Timing is consistent with Metro's Transit Asset Management Plan.</p> <p>Description of Budget Request: 2023-2024 funding is expected to support the complete project lifecycle for the project identified in the project scope section. The Transit Facilities Conditions Needs Report provides rough order of magnitude replacement costing, generated by third party engineers and incorporating metrics for soft cost factors.</p>
1139333	Trolley Poles 2023-24 STANDALONE		\$2,026,082	<p>Scope: Trolley Poles Infrastructure - This program supports the maintenance and repair of the trolley bus system by replacing trolley poles, as needed. Previous efforts have resulted in 80 - 100 poles being replaced annually.</p> <p>Description of Budget Request: The 2023-2024 budget is based on past years' expense trend for maintenance, repair, and replacement of trolley poles. These costs include labor, supplies, and equipment to support the timely maintenance, repair, and/or replacement of the trolley poles.</p>
1139334	Trolley Poles 2025-26 STANDALONE		\$0	<p>Scope: Trolley Poles Infrastructure - This program supports the maintenance and repair of the trolley bus system by replacing trolley poles, as needed. Previous efforts have resulted in 80 - 100 poles being replaced annually.</p> <p>Description of Budget Request: No appropriation is requested for the 2023 -2024 biennium. Budget requests are planned for outyears, pending future CIP prioritization and funding levels.</p>
1139336	Trolley Overhead Switches 2023-24 STANDALONE		\$1,014,914	<p>Scope: Trolley Overhead Switches - This program supports the maintenance, repair, and replacement of the trolley switches infrastructure. Past efforts have resulted in 5 to 15 overhead switches and ancillary hardware being replaced annually.</p> <p>Description of Budget Request: The 2023-2024 budget is based on past years' expense trends for maintenance, repair, and replacement of trolley switches. These costs include labor, supplies, and equipment to support the timely maintenance, repair and/or replacement of the trolley switches.</p>
1139337	Trolley Overhead Switches 2025-24 STANDALONE		\$0	<p>Scope: Trolley Overhead Switches - This program supports the maintenance, repair, and replacement of the trolley switches infrastructure. Past efforts have resulted in 5 to 15 overhead switches and ancillary hardware being replaced annually.</p> <p>Description of Budget Request: No appropriation is requested for the 2023 -2024 biennium. Budget requests are planned for outyears, pending future CIP prioritization and funding levels.</p>

CAP Summary by Fund

Budget: 2023-2024 Biennial, Scenario: Executive Proposed, Agency: All, Fund: 3641 PUBLIC TRANSPORTATION INFRASTRUCTURE CAPITAL, Cap Status: Approved, Is IT Proj? Both Yes and No

2023-2024 Biennial - Executive Proposed

1139342	State of Good Repair Unforeseen 2023-24 STANDALONE		\$1,000,000	<p>Scope: Unforeseen State of Good Repair - This project provides for design work to repair or replace unforeseen damage or failures of Transit's assets such as facilities and infrastructure. This project is for staff and consultant resources as needed to determine the criticality of taking action to fix an issue with an asset within the current biennium. Further, the project funding is available to explore alternative solutions to address the repair or replacement of the facility or infrastructure component and begin implementing the fix until budget action can be taken to obtain appropriation to finish the work.</p> <p>Description of Budget Request: Appropriation requested is intended to cover unplanned, priority expenditures related to the need to repair or replace Metro assets. Requested funding would cover potential planning, design and implementation work in Metro's State of Good Repair program.</p>
1139343	State of Good Repair Unforeseen 2025-26 STANDALONE		\$0	<p>Scope: Unforeseen State of Good Repair - This project provides for design work to repair or replace unforeseen damage or failures of Transit's assets such as facilities and infrastructure. This project is for staff and consultant resources as needed to determine the criticality of taking action to fix an issue with an asset within the current biennium. Further, the project funding is available to explore alternative solutions to address the repair or replacement of the facility or infrastructure component and begin implementing the fix until budget action can be taken to obtain appropriation to finish the work.</p> <p>Description of Budget Request: No appropriation is requested for the 2023 -2024 biennium. Budget requests are planned for outyears, pending future CIP prioritization and funding levels.</p>
1139344	Route 40 Transit Plus Multimodal Corridor STANDALONE		\$2,130,425	<p>Scope: Route 40 Improvements - This project will construct transit speed and reliability improvements along King County Metro Route 40. The City of Seattle Department of Transportation (SDOT) will lead planning, design, and construction of transit speed and reliability improvements along the Route 40 corridor, as part of Seattle's Transit-Plus Multimodal Corridor Program. The project is expected to be completed in 2024. The project's scope includes constructing transit speed and reliability treatments such as bus lanes, signal timing optimization, intersection/roadway modifications, pedestrian safety improvements, bus stop consolidation and optimization, bus zone amenity improvements, and other treatments to improve transit speed and reliability.</p> <p>Description of Budget Request: The requested appropriation will support the final design, implementation, and close-out phases of this project. Projected spending includes fully burdened staff time, construction materials, and project contingency. The budget requested is necessary in order to cover total project costs through the anticipated completion date in 2024. Total project cost (Estimate at Completion) remains unchanged from the prior biennium.</p>

CAP Summary by Fund

Budget: 2023-2024 Biennial, Scenario: Executive Proposed, Agency: All, Fund: 3641 PUBLIC TRANSPORTATION INFRASTRUCTURE CAPITAL, Cap Status: Approved, Is IT Proj? Both Yes and No

2023-2024 Biennial - Executive Proposed

1139345	Routine Pavement Repair 2023-24 STANDALONE		\$3,377,309	<p>Scope: Routine Paving and Repair - This project supports routine paving repair/replacement at Metro bases, supporting facilities, and park and rides. Timing is consistent with Metro's Transit Asset Management Plan. Approximately 10 sites are repaid each biennium. Planned locations for 2023-2024 include Atlantic Base, Central Base, Auburn Park & Ride, East Base, North Base, Overlake Transit Center, Ryerson Base, and South Base.</p> <p>Description of Budget Request: This budget request is based on recent inspections of the facilities and scheduled repairs and maintenance in accordance with programmatic life cycle schedules. The dollar amount is derived from comparison with previous years repairs, and current on call contract unit prices. 2023 -2024 funding is expected to include the completion of all works indicated in the scope of work for this biennium, from planning through implementation and close out.</p>
1139347	Routine Pavement Repair 2025-26 STANDALONE		\$0	<p>Scope: Routine Paving and Repair - This project supports routine paving repair/replacement at Metro bases, supporting facilities, and park and rides. Timing is consistent with Metro's Transit Asset Management Plan. Approximately 10 sites are repaired each biennium. Planned locations for 2025-2026 include: Atlantic/Central Base, Bellevue Base, Burien Transit Center, East Base, North Base, Newport Hills Park & Ride, Ryerson Base, and South Base.</p> <p>Description of Budget Request: No appropriation is requested for the 2023 -2024 biennium. Budget requests are planned for outyears, pending future CIP prioritization and funding levels.</p>
1139350	Bellevue Base Vehicle Maintenance Bus Lift Replacement STANDALONE		\$0	<p>Scope: Bellevue Base Vehicle Maintenance Bus Lift Replacement - This project includes replacement of one scissor lift in maintenance bay number 8 at Bellevue Base. This lift was decommissioned in place on project 1131481 - TDC BB EMERG LIFT REPL and a new project was requested to address this modified scissor lift. This project will confirm a preferred alternative and installation of the recommended solution.</p> <p>Description of Budget Request: No appropriation is requested for the 2023 -2024 biennium. Budget requests are planned for outyears, pending future CIP prioritization and funding levels.</p>

CAP Summary by Fund

Budget: 2023-2024 Biennial, Scenario: Executive Proposed, Agency: All, Fund: 3641 PUBLIC TRANSPORTATION INFRASTRUCTURE CAPITAL, Cap Status: Approved, Is IT Proj? Both Yes and No

2023-2024 Biennial - Executive Proposed

1139354	Sound Transit I-405 Bus Rapid Transit Passenger Partnership STANDALONE		\$4,874,679	<p>Scope: Sound Transit 405 Bus Rapid Transit Partnership - This project will improve the transfer experience for customers navigating between the new I-405 Stride BRT South Renton Transit Center and connecting Metro bus routes by providing safe, accessible, and ADA-compliant boarding areas and electronic bus arrival/departure information via integrated Real Time Information System (RTIS). The project will contribute to Sound Transit's I-405 Stride BRT project for construction of the new South Renton Transit Center. The project will provide Metro with 6 active bays, 13 layover bays, and other transit center passenger facility components. These include the transit center platform, canopy, lighting, real-time bus arrival information, wayfinding signs, benches, comfort stations, lactation room, and utility infrastructure. This project scope does not include zero emissions infrastructure at the South Renton Transit Center; that is included in project 1142625 TDC S RENTON LAYOVER CHRNGG.</p> <p>Description of Budget Request: The previous budget request for the 2021-2022 biennium was based off of Sound Transit's conceptual design-level cost estimate range of \$10-17M and only covered costs for active bays, and the new budget request for 2023-2024 is based on Sound Transit's 30% design cost estimate of \$22.2M for active and layover bays. The budget request covers a 100% cost sharing contribution to the layover bays, as Metro will be using all 13 of the bays.</p>
1139356	Field Communications STANDALONE		\$0	<p>Scope: Field Communications - This project will identify requirements and options for the modernization of the Enterprise Transit Communications Network topology. The project will determine requirements for person to person and device to device communication and will deliver the appropriate combination of cellular and radio communication tools to fulfill those requirements.</p> <p>Description of Budget Request: No appropriation is requested for the 2023-2024 biennium. Budget requests are planned for outyears, pending future CIP prioritization and funding levels.</p>
1139357	Central Base Yard Light Replacement STANDALONE		\$1,638,065	<p>Scope: Central Base Yard Light Replacement - This project will determine optimal methods to achieve required lighting levels and then move forward to replace and augment existing fixtures with means to achieve the minimum required lighting levels.</p> <p>Description of Budget Request: The budget estimate was generated by in house engineering analysis and a third party consultant review. Funding is expected to support design through closeout.</p>
1139358	South Base Yard Light Replacement STANDALONE		\$629,002	<p>Scope: South Base Yard Light Replacement - This project will determine optimal methods to achieve required lighting levels and then move forward to replace and augment existing fixtures with means to achieve the minimum required lighting levels.</p> <p>Description of Budget Request: The budget estimate was generated by in house engineering analysis and a third party consultant review. Funding is expected to support design through closeout.</p>

CAP Summary by Fund

Budget: 2023-2024 Biennial, Scenario: Executive Proposed, Agency: All, Fund: 3641 PUBLIC TRANSPORTATION INFRASTRUCTURE CAPITAL, Cap Status: Approved, Is IT Proj? Both Yes and No

2023-2024 Biennial - Executive Proposed

1139359	Video Management System STANDALONE		\$11,487,544	<p>Scope: Video Management System - The Video Management System (VMS) Project will procure, install and operationalize an automated, cloud-based solution for identifying, labeling and distributing requested video segments/events. The solution will integrate with the existing On-Board Camera Systems (OBCS) infrastructure. Future updating and/or replacement of OBCS should integrate with the automated, cloud-based VMS solution to the greatest extent possible.</p> <p>Description of Budget Request: The majority of the project budget is for hardware and software that must be installed in each Metro coach. Budget estimates for the 2021-22 biennium were an average among high-level estimates from multiple vendors after an RFI Phase. However, a failed Q1 2021 RFP triggered a series of project decisions and additional research, leading to Metro securing a Sole Source Procurement Waiver for the GENETEC solution in late 2021. With that waiver in hand, we were able to initiate the current 8-coach Proof of Concept (POC) and secure more accurate cost estimates from GENETEC specifically.</p>
1139360	Incall Active Call Distribution STANDALONE		\$0	<p>Scope: Active Call Distribution - This project will upgrade the software that distributes customer calls through the Metro Customer Service call center.</p> <p>Description of Budget Request: No appropriation is requested for the 2023 -2024 biennium. Budget requests are planned for outyears, pending future CIP prioritization and funding levels.</p>
1139367	Interim Base Bus Charging STANDALONE		\$26,483,149	<p>Scope: Interim Base Battery Electric Bus Charging - This project will develop and build the charging infrastructure to support operations of 120 Battery Electric Buses (BEB) at Metro’s Interim Base Facility. The project will include design, procurement, implementation, and commissioning of the elements of the charging infrastructure for the facility including transformers, switchgear, cabling, vehicle chargers, pantograph system, overhead support structures, equipment access, paving, and other ancillary items required to commission and begin operation of Metro’s first designated battery electric bus base.</p> <p>Description of Budget Request: This budget request will support all remaining phases of the project. The budget request is based on 15% design estimates from the awarded Design/Build firm plus other known and assumed county costs for internal labor, 3rd party construction management, and commissioning. This budget request includes the full scope of the project and reflects assumptions for substantial inflation rates, primarily on electrical equipment, due to current market conditions, which were not anticipated in the original planning level estimate. The use of the Progressive Design Build delivery method requires ability to move forward with implementation activities once the contract proceeds beyond baseline. This appropriation will provide necessary support to authorize the Design/Builder to begin purchasing charging equipment and other long lead time items to meet the 2025 opening date.</p>
1139371	Ryerson Base Yard Light Replacement STANDALONE		\$2,055,809	<p>Scope: Ryerson Base Yard Light Replacement - This project will determine optimal methods to achieve required lighting levels and then move forward to replace and augment existing fixtures with means to achieve the minimum required lighting levels.</p> <p>Description of Budget Request: The budget estimate was generated by in house engineering analysis and a third party consultant review. Funding is expected to support design through closeout.</p>

CAP Summary by Fund

Budget: 2023-2024 Biennial, Scenario: Executive Proposed, Agency: All, Fund: 3641 PUBLIC TRANSPORTATION INFRASTRUCTURE CAPITAL, Cap Status: Approved, Is IT Proj? Both Yes and No

2023-2024 Biennial - Executive Proposed

1139372	Bellevue Base Yard Light Replacement STANDALONE		\$1,202,196	<p>Scope: Bellevue Base Yard Light Replacement - This project will determine optimal methods to achieve required lighting levels and then move forward to replace and augment existing fixtures with means to achieve the minimum required lighting levels.</p> <p>Description of Budget Request: The budget estimate was generated by in house engineering analysis and a third party consultant review. Funding is expected to support design through closeout.</p>
1139373	Sound Transit Federal Way Link Passenger Improvements STANDALONE		\$26,701	<p>Scope: Sound Transit Federal Way Link Extension Passenger Improvements - This project will improve the transfer experience for customers navigating between new Federal Way Link Extension (FWLE) rail stations and connecting Metro bus routes, including existing RapidRide lines. These projects will serve as a critical component in helping build a safe, convenient, reliable, and intuitive regional transit system that will help the County attain its ridership and customer satisfaction goals. Investments will be made at Kent/Des Moines and South 272nd Street stations (Sound Transit will provide passenger facilities and amenities at Federal Way Transit Center Station). Improvements will include new or relocated bus stops, new shelters, benches, lighting, real-time bus arrival information, and wayfinding signs.</p> <p>Description of Budget Request: Metro is requesting \$26,701 of additional appropriation in 2023-2024 to complete the implementation of this project with total planned expense of \$1.1M.</p>
1139374	North Base Yard Light Replacement STANDALONE		\$2,642,631	<p>Scope: North Base Yard Light Replacement - This project will determine optimal methods to achieve required lighting levels and then move forward to replace and augment existing fixtures with means to achieve the minimum required lighting levels.</p> <p>Description of Budget Request: The refreshed budget estimate for 2023-2024 was generated by in house engineering analysis and a third party consultant review. Funding is expected to support design through closeout.</p>
1139384	Shelter Refurbishment 2025-26 STANDALONE		\$0	<p>Scope: 2025-2026 Shelter Refurbishment - This is a placeholder project for investments in 2025-2026 associated with the ongoing State of Good Repair maintenance program to refurbish 180-200 shelters annually. Bus shelters have a lifecycle of 10 years, depending on the use in the area where shelters are located. Refurbishment work can involve component repairs and replacements, repainting, new roof standards, built-in lighting upgrades, panel upgrades, and specialized installments such as public art and RapidRide components that have more electrical and electronic systems. Specific locations are confirmed per biennium.</p> <p>Description of Budget Request: No appropriation is requested for the 2023-2024 biennium. Budget requests are planned for outyears, pending future CIP prioritization and funding levels.</p>

CAP Summary by Fund

Budget: 2023-2024 Biennial, Scenario: Executive Proposed, Agency: All, Fund: 3641 PUBLIC TRANSPORTATION INFRASTRUCTURE CAPITAL, Cap Status: Approved, Is IT Proj? Both Yes and No

2023-2024 Biennial - Executive Proposed

1139385	Routine Equipment Replacement 2025-26 STANDALONE		\$0	<p>Scope: Routine Equipment Replacement 2025-2026 - This routine project supports the replacement of major equipment at Metro Transit Facilities. Approximately five (5) major equipment that are beyond their useful service life, with conditions of poor to inoperable, or are no longer efficient will be replaced. The priority order will follow the Conditions Assessment completed by a third party consultant and quality controlled by Transit's Engineering Unit.</p> <p>Description of Budget Request: No appropriation is requested for the 2023 -2024 biennium. Budget requests are planned for outyears, pending future CIP prioritization and funding levels.</p>
1139386	Equipment Replacement 2021-22 STANDALONE		\$20,071	<p>Scope: Minor Equipment Replacement - This program supports the replacement of minor equipment at Metro Transit Facilities. The minor equipment replacements includes a number of fixed assets typically under \$100,000 that are critical to operations and at the end of their respective life cycles. The program includes approximately 15-20 minor equipment replacements across the system and typically "plug and play."</p> <p>Description of Budget Request: This program budget request is based on historical and engineering cost estimates of the projects in its work plan.</p>
1139387	Minor Equipment Replacement 2023-24 STANDALONE		\$1,070,135	<p>Scope: Minor Equipment Replacement - This program supports the replacement of minor equipment at Metro Transit Facilities. The minor equipment replacements include a number of fixed assets typically under \$100,000 that are critical to operations and at the end of their respective life cycles. The program includes approximately ten (10) minor equipment replacements across the system and are typically "plug and play."</p> <p>Description of Budget Request: This program budget request is based on historical and engineering cost estimates of the projects in its work plan. There are approximately ten (10) minor equipment assets replacements anticipated per biennium.</p>
1139388	Minor Equipment Replacement 2025-26 STANDALONE		\$0	<p>Scope: Minor Equipment Replacement - This program supports the replacement of minor equipment at Metro Transit Facilities. The minor equipment replacements include a number of fixed assets typically under \$100,000 that are critical to operations and at the end of their respective life cycles. The program includes approximately ten (10) minor equipment replacements across the system and are typically "plug and play."</p> <p>Description of Budget Request: No appropriation is requested for the 2023 -2024 biennium. Budget requests are planned for outyears, pending future CIP prioritization and funding levels.</p>
1139396	Data Analytics Program Placeholder STANDALONE		\$0	<p>Scope: Data Analytics and Reporting - This programmatic project will fund the upgrade, improvement, and consolidation of Data Analytics Tools. This placeholder project will fund necessary upgrades, improvements, and consolidation of multiple technology tools used to analyze and report on transit service, to help guide management decisions and assist with required reporting. Investments are intended to improve the lifecycle management of information technology used by Metro.</p> <p>Description of Budget Request: No appropriation is requested for the 2023 -2024 biennium. Budget requests are planned for outyears, pending future CIP prioritization and funding levels.</p>

CAP Summary by Fund

Budget: 2023-2024 Biennial, Scenario: Executive Proposed, Agency: All, Fund: 3641 PUBLIC TRANSPORTATION INFRASTRUCTURE CAPITAL, Cap Status: Approved, Is IT Proj? Both Yes and No

2023-2024 Biennial - Executive Proposed

1139398	Transit Oriented Communities Planning PROGRAMMATIC		\$648,181	<p>Scope: Transit Oriented Communities Planning - The transit oriented communities (TOC) program planning project is the master project for the TOC (formerly the Transit oriented development) program. With the upcoming adoption of Metro's Equitable Transit oriented communities policy, this project supports Metro's efforts to deliver the policy goals and build a robust program. Specifically these funds will support the development of a strategic plan and other foundational work needed to support the program. The TOC program seeks to take a strategic approach to managing our real property portfolio to identify opportunities and reposition our properties from single purpose parking lots or transit facilities to properties that can achieve community development goals. In addition, this program will support efforts to integrate land use considerations into how Metro plans for and deploys new high frequency service.</p> <p>Description of Budget Request: The budget request is based on funding one FTE as the program manager and consultant resources needed to support the development of deliverables needed to create program procedures and foundational documents and support minimal project development activities.</p>
1139400	Green Power Charge Management STANDALONE		\$0	<p>Scope: Green Power Charge Management - This project includes the planning effort to enable and manage the centralized charging Infrastructure of Transit's fleet. This planned solution will include integration of infrastructure and software with County and public utilities systems to coordinate, optimize and deliver cost effective solutions across the County. This project will also help in researching the current charging technologies available in the market along with the various cost models, establishing the overall long term strategic roadmap for electrification and zero emissions.</p> <p>Description of Budget Request: No appropriation is requested for the 2023 -2024 biennium. Budget requests are planned for outyears, pending future CIP prioritization and funding levels.</p>
1139410	State of Good Repair Program Management 2023 -24 STANDALONE		\$1,433,632	<p>Scope: State of Good Repair (SGR) Program Management - This project includes the planning for programs and projects within the SGR Sub Portfolio and includes prioritization of projects within programs, feasibility studies, exploration of funding and partnership opportunities, and consideration of benefits of the various projects within the programs. This project also involves monitoring for progress and changes in scope, schedule, and budget; adapting other projects within the programs to maintain the program benefits anticipated in a coordinated manner; and coordinating with projects in other programs. Program management activities will also be responsible for ensuring coordination with Vehicle Maintenance and Operations Divisions.</p> <p>Description of Budget Request: The budget request is based on staffing in the capital planning, transit facilities division and program management responsible for the capital planning and program management duties within the State of Good Repair Sub Portfolio. A modest amount of professional services are included to augment staff expertise.</p>

CAP Summary by Fund

Budget: 2023-2024 Biennial, Scenario: Executive Proposed, Agency: All, Fund: 3641 PUBLIC TRANSPORTATION INFRASTRUCTURE CAPITAL, Cap Status: Approved, Is IT Proj? Both Yes and No

2023-2024 Biennial - Executive Proposed

1139414	State of Good Repair Program Management 2025-26 STANDALONE		\$0	<p>Scope: State of Good Repair (SGR) Program Management - This project includes the planning for programs and projects within the SGR Sub Portfolio and includes prioritization of projects within programs, feasibility studies, exploration of funding and partnership opportunities, and consideration of benefits of the various projects within the programs. This project also involves monitoring for progress and changes in scope, schedule, and budget; adapting other projects within the programs to maintain the program benefits anticipated in a coordinated manner; and coordinating with projects in other programs. Program management activities will also be responsible for ensuring coordination with Vehicle Maintenance and Operations Divisions.</p> <p>Description of Budget Request: No appropriation is requested for the 2023-2024 biennium. Budget requests are planned for outyears, pending future CIP prioritization and funding levels.</p>
1139423	Facility Condition Assessment 2023-24 STANDALONE		\$2,526,670	<p>Scope: Facility Condition Assessment - This program funds inspections of all of Metro's facilities and generates a report of necessary repair and replacement needs critical to the long term state of good repair for Metro's assets.</p> <p>Description of Budget Request: The budget is based on the value of anticipated consultant work orders plus employee costs for internal engineering support.</p>
1139852	Layover Charging Budget PROGRAMMATIC		\$9,779,629	<p>Scope: Develop new on route charging infrastructure and complete on route charging infrastructure to support 2025/2026 Electric Bus Deployment. Fully implemented on route charging infrastructure may include: transformers/meters, switchboards, disconnects, fusing, conduit, cabling, junction boxes, access boxes, DC fast chargers and battery storage, overhead support structure and mounting provisions, pantographs, coach identification equipment, safety and security systems, remote monitoring systems, solar panels, coach alignment contrivances, signage, striping and pavement markings.</p> <p>Description of Budget Request: The budget request is based on information provided by the Metro zero-emissions bus group and reflects current trends and expectations of future costing for on route charging stations.</p>
1141991	100th Street Sidewalk Improvements STANDALONE		\$543,799	<p>Scope: 100th Street Sidewalk Improvements - This project will design and construct pedestrian amenities to support transit access including sidewalks, curb & gutter, access ramps, roadway channelization/crosswalk striping, lighting and pedestrian crossing enhancements and other improvements.</p> <p>Description of Budget Request: Budget request in 2023-24 is to account for volatile and escalating market conditions, and needed to enter into construction contract. This project was split out into a standalone project from the 1134197 TDC Safe Routes to Transit Program.</p>

CAP Summary by Fund

Budget: 2023-2024 Biennial, Scenario: Executive Proposed, Agency: All, Fund: 3641 PUBLIC TRANSPORTATION INFRASTRUCTURE CAPITAL, Cap Status: Approved, Is IT Proj? Both Yes and No

2023-2024 Biennial - Executive Proposed

1141992	East Branch of Riverton Creek Daylight STANDALONE		\$115,938	<p>Scope: Scosa Creek Daylight - This project will daylight approximately 195' of the East Branch of Riverton Creek by 2025. The creek is currently located in an underground pipe running behind Metro's South Campus Office and Storage Auxiliary. This project is to comply with 2019 City of Tukwila rezone requirements.</p> <p>Description of Budget Request: This budget request was developed using a 3rd party estimate based on requirements for stream daylighting.</p>
1141994	RapidRide A Line Investments STANDALONE		\$2,042,873	<p>Scope: RapidRide A line Investments - This project will identify, design and implement a series of key station amenities as well as station area and transit hub investments along the RapidRide A Line corridor. These investments will improve the customer experience by working to improve access, improve undersized stations/station areas and to implement safety or security related measures where Metro riders have experienced safety or security issues or have perceptions of a station area being unsafe during certain times of day. Additional improvements may also be made to accommodate future electrification goals on the route and to improve the RapidRide A Line's transit speed and reliability.</p> <p>Description of Budget Request: This budget includes minor in real estate acquisition costs to allow for the expansion of undersized station areas where there is not adequate public right of way. This budget will include a preliminary design phases with special emphasis on safety and security related issues identification and mitigation proposals.</p>
1141996	Metro Facility Security Improvements Budget TDC BASE SECURITY IMPRVMT BUD		\$1,257,438	<p>Scope: Base Security Improvements - This programmatic project will develop and deploy a vehicle gate pilot program, guide development of standardized fencing/gate and key card entry details and associated drawings/specifications for Metro's transit bases, and support the composition of a fencing/gate replacement RFP to cover the future project scope of full replacement of fences/gates at Metro Transit Bases.</p> <p>Description of Budget Request: Funding requested for 2023-2024 will cover planning and design expenditures for this project, including the composition of an RFP to cover future project scope for full implementation of new fences and gates at Metro bases.</p>
1142000	Rainier Vision Zero Trolley STANDALONE		\$1,515,555	<p>Scope: Rainier Vision Zero - This project will make several trolley overhead catenary system (OCS) changes on Rainier Avenue South, including: 1) modify existing trolley wire from South Henderson Street to South Graham Street to align it with a Business Access and Transit (BAT) lane recently installed by the Seattle Department of Transportation (SDOT), 2) modify existing trolley wire from South Alaska Street to South Kenny Street to align it with the lane the bus currently travels in, 3) re-install trolley infrastructure to allow buses to turn around at the intersection of Rainier Avenue South and South Graham Street, and 4) modify trolley turnback infrastructure at the intersection of Rainier Avenue South and South Rose Street that allows trolley buses to turn around.</p> <p>Description of Budget Request: The requested appropriation will support implementation through the anticipated completion date in 2023. Projected spending includes fully burdened staff time for project management, construction management, and implementation by Metro Power Distribution crews. It also includes construction materials and budget for construction contractor expenses.</p>

CAP Summary by Fund

Budget: 2023-2024 Biennial, Scenario: Executive Proposed, Agency: All, Fund: 3641 PUBLIC TRANSPORTATION INFRASTRUCTURE CAPITAL, Cap Status: Approved, Is IT Proj? Both Yes and No

2023-2024 Biennial - Executive Proposed

1142080	Contracted Services Electric Vehicle Base Planning STANDALONE		\$612,920	<p>Scope: Electric Vehicle Ops Base Planning - This project will conduct preliminary site program scoping and design work to prepare for the eventual construction of a pure electric vehicle operations base for Metro's Mobility Division.</p> <p>Description of Budget Request: Budget request is to support preliminary design. Cost estimate is based upon similar projects.</p>
1142139	23d Avenue Transit Improvements STANDALONE		\$25,000	<p>Scope: 23rd Ave Transit Improvements - This project will work in partnership with the Seattle of Transportation to design and construct significant transit, pedestrian, and safety improvements on 23rd Avenue E and 24th Avenue E. The project will improve approximately one dozen bus stops on this corridor, including accessibility improvements at all the included bus stops and new shelter footings or new infrastructure for real time information signage at the busiest stops. The project will also improve access to transit by repairing damaged and inaccessible sidewalks, constructing new or improved traffic signals, revising the roadway channelization, and constructing new infrastructure for the trolleybus Overhead Contact System (OCS).</p> <p>Description of Budget Request: The appropriation request is based on a partnership agreement with the Seattle Department of Transportation (SDOT). The specific reimbursement details will be determined as part of the agreement and will be based on an independent cost estimate. Budget authority is needed to execute an agreement with SDOT.</p>
1142163	Base Electrification STANDALONE		\$12,039,400	<p>Scope: Base Electrification - This project is intended support the planning and design of battery electric bus charging infrastructure for the non-trolley fleet at Metro's Atlantic/Central Bases. This project will also support the implementation of conversion activities for Central Base, as well as supporting the ancillary capital cost related to relocation of service from the base during the construction shutdown and incurred cost from utility providers to support additional utility provided infrastructure.</p> <p>Description of Budget Request: The budget request for this project utilizes a metrics based estimate developed by Metro's subject matter experts for battery electric buses as well as historical cost from our limited past projects. A detailed planning study is underway which should provide detailed estimates for each project in the program. This appropriation will be used to design both Atlantic/Central Bases concurrently as they are immediately proximate to each other providing efficiency in utility distribution.</p>

CAP Summary by Fund

Budget: 2023-2024 Biennial, Scenario: Executive Proposed, Agency: All, Fund: 3641 PUBLIC TRANSPORTATION INFRASTRUCTURE CAPITAL, Cap Status: Approved, Is IT Proj? Both Yes and No

2023-2024 Biennial - Executive Proposed

1144041	Non-revenue Vehicle Replacement 2023-24 STANDALONE		\$8,398,048	<p>Scope: Non-Revenue Vehicle (NRV) Replacement Project - This project provides for both on and off road vehicles to support the King County Metro Transit revenue fleet and transit service. This project provides for the replacement of existing transit non-revenue equipment that have either met or exceeded the expected life or are no longer economical/effective to maintain. This project proposes to replace a total of 122 vehicles in five different categories in 2023 and 2024. Further expansion of EV fleet to Medium and Heavy Duty will require additional budget appropriation.</p> <p>Description of Budget Request: The budget was determined by a standard replacement threshold based on mileage and age of vehicles also taking into account vehicle condition and maintenance cost. Vehicle pricing is based on current model year cost plus a percentage increase for inflation as well as additional costs for aftermarket builds. EV replacement of vehicles is prioritized where vehicles and infrastructure are available to support fleet EV conversion goals.</p>
1144042	Sound Transit 130th LINK Partnership TDC RB LAYOVER CHARGE		\$1,718,127	<p>Scope: Sound Transit 130th St Link Partnership - The project will construct a pair of bus stops at Sound Transit's new NE 130th St Infill Station to provide a seamless transfer between rail and bus. Specifically, the project will construct one new eastbound bus stop and one new westbound bus stop, which will include new shelters, benches, lighting, real-time bus arrival information, and wayfinding signs. Metro will leverage the existing Sound Transit NE 130th St Infill Station-associated sidewalk and roadway project to help defray costs and conserve resources. This will include having Sound Transit complete utility and concrete work as part of larger capital improvements associated with the opening of the NE 130th St Infill Station. Metro will contract with Sound Transit for the utility and concrete work and provide lump sum partnership payments at the completion of design and construction. Metro will be responsible for purchasing, configuring, and installing the passenger elements.</p> <p>Description of Budget Request: The budget request supports improvements at two bus stops adjacent to the NE 130th St Infill Station, based on 60% design cost estimates for the bus stops. The NE 130th St Infill Station had previously been scheduled for 2031, but the Sound Transit Board of Directors accelerated the project to 2025. The other Lynnwood Link Extension stations (Shoreline South/148th, Shoreline North/185th, and Mountlake Terrace) will open in 2024, and the Metro transit integration project for those stations is funded by the existing standalone capital project TDC ST LYNWD LINK PSGR IMP 1139370.</p>
1144045	Energy Audit 2023-24 STANDALONE		\$491,419	<p>Scope: Energy Audit - This project is intended to support Washington State Clean Buildings Act mandated energy audits for the five Transit Facilities which are obligated to be analyzed under the regulation</p> <p>Description of Budget Request: The budget request leveraged rough order of magnitude assumptions for the cost of the energy audits by consultants plus historical soft costs for similar size/scope efforts.</p>

CAP Summary by Fund

Budget: 2023-2024 Biennial, Scenario: Executive Proposed, Agency: All, Fund: 3641 PUBLIC TRANSPORTATION INFRASTRUCTURE CAPITAL, Cap Status: Approved, Is IT Proj? Both Yes and No

2023-2024 Biennial - Executive Proposed

1144059	Metro Warehouse STANDALONE		\$6,691,049	<p>Scope: Metro Warehouse - This project is intended to identify the requirements, conduct a property search/evaluation, purchase, and outfit a warehouse facility for Metro Transit to support the needs of Transit Facilities, Vehicle Maintenance, Capital, and other divisions.</p> <p>Description of Budget Request: The budget request is based on current market rates for warehouse properties in areas similar to the envisioned location including soft cost assumptions for site selection and associated investigation, as well as regulatory processes related to the acquisition (NEPA, Title VI, etc). A hard cost assumption has also been included for furniture, fixtures, and equipment in the purchased facility. This biennial appropriation supports identification of requirements, investigation, and property purchase.</p>
1144061	West Seattle Ballard Link Extension Facility Relocation STANDALONE		\$129,517	<p>Scope: West Seattle Ballard Link Extension Facility Relocation - This project is intended support relocation impacts of the West Seattle Ballard Link Extension (WSBLE) Project to Metro's facilities and may include relocation cost, short term leases, or alternative accommodations for impacted services /groups.</p> <p>Description of Budget Request: The budget request for this project is based on a general order of magnitude of the immediate needs that would occur under the most likely alternative.</p>
1144062	Transit Control Center Communication Room Expansion STANDALONE		\$310,764	<p>Scope: Transit Control Center Communications Expansion - This project is intended to plan, design, and implement an expansion to Metro's Transit Control Center Communications Suite. This approximate 2,200 sqft expansion will add as many as 17 workstations to the facility to support system growth, advanced service management, and training needs. This project does not include the technology components (CAD Stations).</p> <p>Description of Budget Request: The budget request has been informed by a feasibility study conducted on expanding the TCC. The study provided order of magnitude level construction cost which have been paired with internal estimates for design and staff cost associated with the physical expansion. This supports the planning effort and the beginning of the pre-design phase.</p>
1144063	Hubs at 12th & Jackson STANDALONE		\$4,882,864	<p>Scope: Transit Hubs 12 & Jackson - This project will develop passenger facility improvements at 12th Avenue S. and S. Jackson Street in Downtown Seattle, a high ridership location which serves over 1,600 passengers a day (pre-COVID) at 4 stops (each corner of intersection). The surrounding neighborhoods of Little Saigon and Chinatown-International District make up an equity priority area facing growing safety, security, and economic concerns resulting from the pandemic. Developing transit hubs in high need areas follows the Metro Connects vision of providing our customers with a high-quality transit experience across an integrated network. Metro's Mobility Framework calls for increasing neighborhood transit hubs that are safe and accessible to connect to high-capacity transit, including RapidRide and LINK light rail. It will construct new transit passenger facilities at all four bus stops surrounding the intersection, including new bus shelters, traveler information and wayfinding signs, and enhanced pedestrian and electrical infrastructure.</p> <p>Description of Budget Request: The budget request is for customer safety and experience improvements that also meet Metro's ESJ goals at all 4 stop locations for the urban on-street transit hub.</p>

CAP Summary by Fund

Budget: 2023-2024 Biennial, Scenario: Executive Proposed, Agency: All, Fund: 3641 PUBLIC TRANSPORTATION INFRASTRUCTURE CAPITAL, Cap Status: Approved, Is IT Proj? Both Yes and No

2023-2024 Biennial - Executive Proposed

1144064	Greenwood Corridor Improvements STANDALONE		\$3,948,399	<p>Scope: Greenwood Corridor Improvements - The purpose of this project is to construct transit speed and reliability improvements along the existing public right-of-way on Greenwood Avenue between N 67th St and N 145th St. This includes preparing 30%, 60%, 90%, 100% conceptual designs and estimates for the improvements, completing environmental documentation necessary to meet the appropriate County, State, or Federal guidelines, and construction/implementation of improvements. Improvements may include but are not limited to transit treatments such as dedicated bus lanes, signal timing optimization, intersection modifications, roadway channelization changes, and bus zone improvements.</p> <p>Description of Budget Request: The requested appropriation will support the design, implementation, and close-out phases of this project. Projected spending includes potential consultant support, fully burdened staff time, construction materials, and project contingency.</p>
1144066	Southwest King County Next Generation Transit Signal Priority STANDALONE		\$302,415	<p>Scope: SW King County NextGen Transit Signal Priority - This project will install transit signal priority (TSP) along the Route 131, 132, and 124 corridors using next-gen centralized TSP. These corridors will involve the cities of Seattle, Tukwila, Burien, and Unincorporated King County.</p> <p>Description of Budget Request: This requested budget is to complement a grant funding request that is in progress in 2022. This project would only move forward if/when grant funds are awarded; this appropriation will ensure that the grant funds can be spent within the timeline required for grant eligibility.</p>
1144068	Sound Transit Station Integration Planning Budget PROGRAMMATIC		\$2,974,075	<p>Scope: Sound Transit Station Integration Planning - This project is King County Metro's coordinated participation in the planning, design, construction, and implementation of Sound Transit's (ST) Link, Sounder (Commuter Rail), and Stride Bus Rapid Transit (BRT) capital projects. This project seeks to meet the needs of the markets that Sound Transit and King County Metro serve through coordinated capital and service planning efforts. This includes planning of new light rail, commuter rail, and bus rapid transit stations and other passenger capital facilities in order to prioritize the customer experience, provide for seamless transit integration, and assure that our mobility services support livable communities, a thriving economy, and a sustainable environment. As Sound Transit projects complete design and move into construction, this programmatic capital planning project will develop separate project budgets to design and construct adjacent bus stop (station area) improvements as well as partnership projects for Metro facilities designed and built by ST.</p> <p>Description of Budget Request: This is a planning-level estimate for Metro staff participation in Sound Transit's capital program, based on activities and deliverables outlined in Task Order 3. Metro's capital investments (standard or capital outlay projects) will be funded via separate projects in the Transit Hubs Program.</p>

CAP Summary by Fund

Budget: 2023-2024 Biennial, Scenario: Executive Proposed, Agency: All, Fund: 3641 PUBLIC TRANSPORTATION INFRASTRUCTURE CAPITAL, Cap Status: Approved, Is IT Proj? Both Yes and No

2023-2024 Biennial - Executive Proposed

1144069	Regional Transit Integration Program Management Budget PROGRAMMATIC		\$1,322,804	<p>Scope: Regional Transit Integration Program Management - This programmatic project within the Regional Transit Integration Partnership sub portfolio includes planning, project development, design and implementation for capital programs and projects led by partners outside Metro. Program management activities will include coordination across Metro's strategic and service planning functions and with partner agencies as well as prioritization of projects within programs, feasibility studies, exploration of funding and partnership opportunities, and consideration of benefits of the various projects within the programs.</p> <p>Description of Budget Request: Budget is based on estimated staffing in the capital planning and portfolio management organization needed to perform the project planning and program management duties within the Regional Transit Integration Sub Portfolio. Includes a modest amount of professional services to augment staff expertise.</p>
1144070	Routine Facility Improvement Budget PROGRAMMATIC		\$5,085,330	<p>Scope: Routine Facility Improvement - The Facilities Improvements program supports transit operations and maintenance by adding new assets or by extending the lives of existing assets. Improvements are justified by changes in business practices, technology, and regulations. The program improves transit operating facilities (bases, maintenance and support), their work environments for employees, and passenger facilities. Where feasible, sub projects will be packaged with other projects to minimize disruption to operations.</p> <p>Description of Budget Request: The budget request for this project is based upon historical experience for a reasonable level of investment to be made on a biennial basis. This request is intended to cover the complete project Lifecycle over the biennium (planning, design, and implementation).</p>

CAP Summary by Fund

Budget: 2023-2024 Biennial, Scenario: Executive Proposed, Agency: All, Fund: 3641 PUBLIC TRANSPORTATION INFRASTRUCTURE CAPITAL, Cap Status: Approved, Is IT Proj? Both Yes and No

2023-2024 Biennial - Executive Proposed

1144071	Bus Stop Improvements Budget PROGRAMMATIC		\$4,900,000	<p>Scope: Bus Stop Improvements - This programmatic project provides new bus stops and layover spaces and makes improvements to existing bus stops and layovers. New bus stops and layovers are provided to support changes to Metro’s service network, including major service network restructures tied to other transit improvements like Sound Transit light rail and bus rapid transit (BRT) projects as well as RapidRide projects. Improvements to existing stops and layover locations address safety, comfort, and accessibility needs by providing ADA-accessible landing pads and pathways and lighting improvements. The project enhances the customer experience at bus stops by adding amenities including bus shelters, benches, trash cans, leaning rails, and customer information. This project also leverages opportunities for partnerships with local jurisdictions and private development projects to make cost-effective improvements to bus stops, which can include improvements to transit speed and reliability such as in-lane bus stops and optimized stop spacing. The program cultivates community pride and ownership in the transit system by improving bus shelters with the installation of artwork created by commissioned artists, or murals painted by volunteers. In addition to providing valuable artwork to the community, the mural program provides savings in maintenance costs to Metro through a decrease in vandalism at shelters with murals or artwork.</p> <p>Description of Budget Request: The amount requested is based on typical project costs from prior years and the number of projects that are anticipated in the targets outlined above. Staffing costs for planning, design, and implementation are also included.</p>
1144072	Non-revenue Vehicle Expansion Budget PROGRAMMATIC		\$4,266,017	<p>Scope: Non Revenue Vehicle Expansion - This programmatic project provides for the purchase of new vehicles that are not associated with other capital projects. Only items that have been approved by the overseeing committee may be purchased. These assets then become part of the fixed asset base of the Public Transportation Fund and are replaced through the Non-Revenue Vehicles replacement project.</p> <p>Description of Budget Request: This budget request supports the procurement of non-revenue vehicles that have been approved by a Metro oversight committee. The vehicles procured through this project are necessary to support Metro's operations and are evaluated on a case-by-case basis. The 2023/24 budget request will fund an addition of 27 non-revenue vehicles.</p>
1144074	Fixed Asset Capital Outlay 2023-2024 STANDALONE		\$998,659	<p>Scope: Fixed Asset Capital Outlay Program - This programmatic project provides for the purchase of new equipment and fixed assets that are not associated with other capital projects. Only items that have been approved by the overseeing committee may be purchased. These assets then become part of the fixed asset base of the Public Transportation Fund and are replaced through one of the asset management projects.</p> <p>Description of Budget Request: The budget is requested based on the needs identified, with consideration of historical trends on predecessor project 1028857 TDC CAPITAL OUTLAY.</p>

CAP Summary by Fund

Budget: 2023-2024 Biennial, Scenario: Executive Proposed, Agency: All, Fund: 3641 PUBLIC TRANSPORTATION INFRASTRUCTURE CAPITAL, Cap Status: Approved, Is IT Proj? Both Yes and No

2023-2024 Biennial - Executive Proposed

1144076	Mobility Hubs Access Planning Budget PROGRAMMATIC		\$376,905	<p>Scope: Mobility Hubs Access Planning - This project covers initial planning and outreach for mobility hubs serving priority populations. The planning phase will analyze potential mobility hub elements to improve safety and the customer experience at existing transit hubs, leveraging fixed route services and existing facility investments. Concepts would include accommodations for first- and last-mile transportation connections, multi-modal and placemaking improvements, and innovative parking solutions. This phase will include a robust outreach to determine improvements most valued by communities. Projects in this phase involve close coordination with other capital programs, especially the Transit-Oriented Communities capital program. Concept planning of transit hubs funded by this project will prioritize safe, comfortable environments that prioritize the movement of people over vehicles. This focus on designing for the customer will lead to safer outcomes for people walking, rolling, and biking to transit.</p> <p>Description of Budget Request: The budget request applies standard estimates for planning studies and site-specific planning for 2-4 sites using a mix of in-house staff and consultants over the biennium.</p>
1144078	Spot Improvement Budget PROGRAMMATIC		\$1,368,175	<p>Scope: Spot Improvements - This project is the primary funding source for the Speed & Reliability Spot Improvement Program, covering staff time to administer the program, develop projects, coordinate with local jurisdictions, and the construction cost to implement many of the projects. Spot improvements are targeted at chokepoints where buses experience delays or operational difficulties related to roadway and traffic issues. Projects include improvements like bus-only lanes, queue jump signals, parking restrictions, and re-timing traffic signals. The program may also fund planning for larger-scale projects such as bus bulbs and roadway widening, in order to seek grant funding or partnership opportunities with local jurisdictions to construct these larger projects.</p> <p>Description of Budget Request: The budget request reflects estimated funds needed to support expected Spot Improvement workload and potentially expand the program by a modest amount in the next 5-10 years.</p>

CAP Summary by Fund

Budget: 2023-2024 Biennial, Scenario: Executive Proposed, Agency: All, Fund: 3641 PUBLIC TRANSPORTATION INFRASTRUCTURE CAPITAL, Cap Status: Approved, Is IT Proj? Both Yes and No

2023-2024 Biennial - Executive Proposed

1144079	Route 36 Corridor Improvements STANDALONE		\$2,001,875	<p>Scope: Route 36 Corridor Improvements - This project will design and construct transit speed and reliability improvements along King County Metro Route 36, a bus route operating between downtown Seattle and the Othello Link station, which travels through the North Beacon Hill, Beacon Hill, and Rainier Valley neighborhoods. The scope of these improvements will include design and construction of transit-priority treatments such as bus lanes, transit signal priority, intersection/roadway modifications like bus-only lanes, bus stop consolidation and optimization, and other treatments to improve transit speed and reliability. The project will also design and implement trolley Overhead Contact System (OCS) modifications as needed to accommodate the proposed improvements to maintain trolley bus operations for the Route 36. Metro will work in partnership with SDOT to make these improvements in coordination with other planned and ongoing capital projects. The project is expected to be substantially complete in 2026.</p> <p>Description of Budget Request: The requested appropriation will support the planning, design, implementation, and close-out phases of the project. Projected spending includes fully burdened staff time, construction materials, and project contingency. The budget requested is necessary in order to cover total project costs through the anticipated completion date in 2026.</p>
1144080	Trolley Planning Budget PROGRAMMATIC		\$713,626	<p>Scope: Trolley Planning - This project is for the ongoing planning and project development of a functioning trolley expansion and modification program. This project will conduct planning to identify trolley projects that involve permanent modifications or expansions of Metro Transit's trolley system. It will also conduct planning and feasibility studies to determine if trolleybuses are the most fitting technology for certain Metro trolley routes, and in turn plan for expansion to convert those routes to trolley. This program will also provide overall management of the Trolley program of projects, including general project oversight and guidance.</p> <p>Description of Budget Request: The budget requested for this program will support ongoing capital planning and program management activities for the Trolley Expansion Program. Projected spending includes fully burdened staff time for planning and program management work, as well as Subject Matter Expert input. Budget authority is needed in order to sign consultant contracts that will support planning efforts. The request includes additional funding compared to previous years due to planned planning and feasibility studies for trolley projects identified in the Trolley Expansion Strategic Plan. These planning and feasibility studies will conduct additional planning work for specific projects to develop more accurate cost estimates, coordinate with service planning projects, conduct public engagement, and assess the feasibility of projects.</p>

CAP Summary by Fund

Budget: 2023-2024 Biennial, Scenario: Executive Proposed, Agency: All, Fund: 3641 PUBLIC TRANSPORTATION INFRASTRUCTURE CAPITAL, Cap Status: Approved, Is IT Proj? Both Yes and No

2023-2024 Biennial - Executive Proposed

1144081	Routine Trolley Budget PROGRAMMATIC		\$1,378,844	<p>Scope: Routine Trolley Overhead Contact System - This project responds to external partner-initiated projects that may impact Metro's existing Overhead Contact System (OCS) which provides power to the trolley bus fleet. This program can grow or shrink depending on the number and timeline of projects to be initiated and led by external partners. However, Metro has very limited flexibility or ability to influence the number and pace of projects initiated by these external partners. A project with an expected cost to Metro of less than \$500k will remain within the Routine Trolley program through implementation. If the expected cost is greater than \$500k, a standalone trolley modification project will be created. OCS modifications can be required due to changes in road alignments (curb lines or re-channelization), safety concerns, and other matters such as service changes. Since these permanent changes are necessitated by projects initiated by external partners, Metro Transit's Trolley Program is working to improve the relationship/partnerships with these organizations in order to identify potential impacts early, minimize modifications where feasible and seek reimbursement when possible.</p> <p>Description of Budget Request: The budget requested will support ongoing capital project planning, design, and implementation activities, which includes time spent coordinating these trolley aspects into the external stakeholder's project process. Projected spending includes fully burdened staff time, construction materials, and project contingency for trolley modification projects. Budget authority is needed in order to sign consultant contracts (or work orders) that will support design and implementation efforts. Planned budget requests for 2025 - 2028 includes an increase for higher spending for work that is anticipated in relation to Sound Transit's West Seattle Ballard Link Extension project and impacts that it will have on Metro's trolley OCS.</p>
1144082	North Base Yard Underground Storage Tank STANDALONE		\$308,707	<p>Scope: North Base Yard Underground Storage Tanks - Assess underground storage tanks at North Base that are anticipated to reach warranty expiration in 2023. Clean, inspect, make recommendations for repair, lining or replacement, including cathodic protection, and implement the selected solution. Scope assumes the following tanks: (1) 550 gallon, (1) 2,500 gallon, (1) 3,000 gallon, (4) 6,000 gallon, (1) 8,000 gallon and (3) 12,000 gallon steel double wall UST.</p> <p>Description of Budget Request: Project funding is expected to support the complete project lifecycle. The rough order of magnitude replacement cost is generated by third party Engineering estimates, and incorporating metrics for soft cost factors.</p>

CAP Summary by Fund

Budget: 2023-2024 Biennial, Scenario: Executive Proposed, Agency: All, Fund: 3641 PUBLIC TRANSPORTATION INFRASTRUCTURE CAPITAL, Cap Status: Approved, Is IT Proj? Both Yes and No

2023-2024 Biennial - Executive Proposed

1144088	Countywide Layover Facilities Planning Budget PROGRAMMATIC		\$308,689	<p>Scope: Countywide Layover Facility Planning - This programmatic capital planning project will study, assess, and recommend projects to meet mid- and long-range service planning needs, for new off-street layover projects. The geographic scope of this project is countywide. This scope will be performed in coordination with Metro’s Battery Electric Bus program, which is also assessing layover charging needs at identified locations. The project’s scope includes site feasibility analysis, concept site evaluation, site schematics/conceptual costing, traffic/transit analysis, planning level financial analysis, site acquisition strategy, partner negotiation, stakeholder and steering committee coordination, land use and regulatory analysis, initial environmental review, and public engagement. For the 23/24 biennium, the System Expansion and Integration work group is anticipating performing a countywide layover study effort looking at existing layover including loss risk as well as opportunities, 5/10/15 year layover demand forecasts, as well as new on- and off-street layover locations to support these forecasts.</p> <p>Description of Budget Request: Budget requested for 2023-2024 is for staff time and consulting to support a countywide layover study looking at existing layover space, risks and opportunities and demand forecasts.</p>
1144089	Bike Pedestrian Site Improvement Budget PROGRAMMATIC		\$485,575	<p>Scope: Bike Pedestrian Site Improvements - The project will design and construct new bike parking (lockers and racks), and make site improvements for safe and convenient pedestrian and bicycle circulation and access at transit hubs across the County, prioritizing where needs are greatest. Funds will be used for site planning, permitting, environmental review, equipment purchase and installation.</p> <p>Description of Budget Request: Costs for this work are based on recent experience with similar projects. This budget will enable Metro to continue to add locations to do priority Connecting to Transit work. The project will use local funds combined with outside revenue from grants and other sources as applicable. For 2023-24 Metro will use funds prioritized in the Where Needs are Greatest process as well as \$160,000 from a state grant and \$400,000 awarded from Sound Transit’s System Access fund (ST Board Action M2019-97).</p>
1144090	Hubs Planning Budget PROGRAMMATIC		\$372,134	<p>Scope: Hubs Planning - This project is developing the passenger facility capital improvement program that meets the intent of the Metro Connects vision to provide our customers with a high-quality transit experience at major hubs throughout the Metro network (transit hubs developed/constructed as part of ST2/ST3 fixed guideway projects are planned for through a separate capital planning effort, 1129636 TDC ST STATION INTGR PLN BUD). For the 23/24 biennium, this project will identify and develop conceptually capital improvements at Metro’s high-ridership and equity priority transit hubs, focusing on investments where needs are greatest.</p> <p>Description of Budget Request: Budget requested for 2023-2024 is for staff time and potential consulting to support development and design of up to three hub projects to be considered for future implementation.</p>

CAP Summary by Fund

Budget: 2023-2024 Biennial, Scenario: Executive Proposed, Agency: All, Fund: 3641 PUBLIC TRANSPORTATION INFRASTRUCTURE CAPITAL, Cap Status: Approved, Is IT Proj? Both Yes and No

2023-2024 Biennial - Executive Proposed

1144091	Ryerson Base Underground Storage Tank STANDALONE		\$690,265	<p>Scope: Ryerson Base Underground Storage Tank - Assess underground storage tanks at Ryerson Base that are anticipated to reach their warranty expiration by 2027. Clean, inspect, make recommendations for repair, lining or replacement, and implement the selected solution.</p> <p>Description of Budget Request: Project funding is expected to support the complete project lifecycle. The rough order of magnitude replacement cost is generated by third party engineering estimates, and incorporating metrics for soft cost factors.</p>
1144092	Overall Industrial Waste System Replacement STANDALONE		\$740,781	<p>Scope: Overall Industrial Waste System Replacement - This project includes replacement of the oil/water separator control panel at up to two bases, and the industrial waste system at North Base. Assets associated with these systems are beyond their useful life, increasing maintenance costs and risk of failure. North Base scope includes: replace controls and local tank valves and piping, industrial waste structures and piping systems, including dual vault pretreatment system, sump pumps, interior system of oil/water separator, allowance for replacement of associated concrete paving, and waste oil tank. Scope for up to two additional bases includes: oil water separator controls system, and placeholder funding for replacement of local tank valves and piping as needed; pre-design activities will result in scope refinement.</p> <p>Description of Budget Request: Project funding is expected to support the complete project lifecycle. The rough order of magnitude replacement cost is generated by third party engineering estimates, and incorporating metrics for soft cost factors.</p>
1144093	State Route 520 Portage Bay Bridge Roanoke Trolley STANDALONE		\$5,978,260	<p>Scope: State Route 520 Portage Bay Bridge Roanoke Trolley - Project scope includes coordination with the Washington State Department of Transportation (WSDOT) Portage Bay Bridge and Roanoke Lid project, removal of existing trolley infrastructure on the 10th Ave E bridge over SR-520, and installation of new trolley infrastructure on the new Roanoke Lid over SR-520.</p> <p>Description of Budget Request: The requested appropriation will support the planning, design, implementation, and close-out phases of the project. Projected spending includes fully burdened staff time, construction materials, and project contingency. The budget requested is necessary in order to cover total project costs.</p>

CAP Summary by Fund

Budget: 2023-2024 Biennial, Scenario: Executive Proposed, Agency: All, Fund: 3641 PUBLIC TRANSPORTATION INFRASTRUCTURE CAPITAL, Cap Status: Approved, Is IT Proj? Both Yes and No

2023-2024 Biennial - Executive Proposed

1144094	Ryerson Base Operations Sewer Piping Replacement STANDALONE		\$172,957	<p>Scope: Ryerson Base Operations and Vehicle Maintenance Facility Sewer Piping Replacement - This project is to replace and mitigate premature aging of the Ryerson Base Operations and Maintenance Facility sewer piping. Site and foundation level replacement of sanitary sewer piping is not included. Scope includes analysis during design for alternative solutions such as pipe lining methods, resulting in a recommendation for refurbishment or replacement. Funding includes considerations for full replacement of up to all above-grade sewer piping within the facility, demolition and restoration of disturbed areas as required to achieve the piping. May include walls, floors, ceilings, washroom equipment, plumbing fixtures and equipment, and overhead obstacles. Anticipated areas affected include approximately 4,275 sq ft of restrooms (qty 7), plus support spaces.</p> <p>Description of Budget Request: Project funding is expected to support the complete project lifecycle. The rough order of magnitude replacement cost is generated by engineering estimates, and incorporating metrics for soft cost factors.</p>
1144095	Central Base Parking Garage Gate and Arm Replacement STANDALONE		\$603,433	<p>Scope: Central Base Parking Garage Gate Replacement - The entrance and exit wooden arm gates and access control system are to be replaced. These gates are located off of the Sixth Avenue South in Seattle. Scope excludes grill rollup doors.</p> <p>Description of Budget Request: Budget request is a rough order of magnitude based on high level vendor estimate.</p>
1144096	Pier 48 Gangway Replacement STANDALONE		\$4,825,940	<p>Scope: Pier 48 Gangway Replacement - This project is to replace the gangway and related facility utility connections that provides access to Metro's floating water taxi maintenance facility. Placeholder funding is included for pier abutment repairs, per Metro's current lease agreement with WSDOT. The pier consists of a cast-in-place concrete cap supported by steel piles and may require repair or refurbishment. Pre-design activities will result in a preferred recommendation and implementation of the solution.</p> <p>Description of Budget Request: Project funding is expected to support the complete project lifecycle. The rough order of magnitude replacement cost is generated by engineering and third party estimates, and incorporating metrics for soft cost factors.</p>
1144109	Park and Ride Leases STANDALONE		\$1,814,559	<p>Scope: Park and Ride Leases - This project pays for the cost to lease parking at four park-and-ride facilities: Metropolitan Place P&R in Renton, Kenmore P&R, and two facilities at Northgate Link Station - Thornton Place P&R and Northgate Mall P&R. These leases are tied to legal contracts with set lease terms approved by the King County Council.</p> <p>Description of Budget Request: Lease costs are tied to legal contracts with set lease terms approved by the King County Council.</p>

CAP Summary by Fund

Budget: 2023-2024 Biennial, Scenario: Executive Proposed, Agency: All, Fund: 3641 PUBLIC TRANSPORTATION INFRASTRUCTURE CAPITAL, Cap Status: Approved, Is IT Proj? Both Yes and No

2023-2024 Biennial - Executive Proposed

1144113	Atlantic Base Traction Power Substation Replacement STANDALONE		\$310,847	<p>Scope: Atlantic Base Traction Power Substations Replacement - This project will include the replacement of two Atlantic Base Traction Power Substations. Scope includes an engineering study during project pre-design for siting and specification requirements of both substations to meet Metro's trolley fleet needs. The project is to implement recommendations from the study including civil site preparation to include foundation, duct banks, and grounding; assumes pre-manufactured complete substations with two (2) AC Breakers, two (2) 1.5MW Transformers and rectifier equipment, eight (8) DC Breakers and Bus-tie; Relays and Controls; SAS Cabinet with HMI and demolition of existing substations #14 & #15.</p> <p>Description of Budget Request: Project funding is expected to support the complete project lifecycle. The rough order of magnitude replacement cost is generated by third party engineering estimates, and incorporating metrics for soft cost factors.</p>
1144114	Real Time Information System Replacement STANDALONE		\$6,600,000	<p>Scope: Real Time Information Sign Replacement - This project would replace the current Real Time Information Sign (RTIS) system, which is no longer supported by INIT, with modern ePaper technology. INIT doesn't support nor supply our current RTIS hardware.</p> <p>Description of Budget Request: The RTIS Replacement Project is requesting a new appropriation in the amount of \$6.6M for planning, equipment, implementation, and closeout. These costs are estimated based on the basic requirements from stakeholders, vendor research results, input from technical staff, and prior project experience. Metro has already designed and implemented 45 new displays at the Northgate Transit Station and has a contract with two different vendors for the displays, mounting, and installation. A contract amendment would be required with both vendors.</p>
1144115	Access Customer Eligibility STANDALONE		\$1,200,000	<p>Scope: Access Customer Eligibility - This project would conduct requirements and feasibility analyses for a new online eligibility processing system that would complement and align with MTD's existing Reduced Fare Portal. It would then develop a Statement of Work (SOW) for execution by KCIT, who would ultimately implement this new online eligibility processing system.</p> <p>Description of Budget Request: The requested appropriation of \$1.2M supports planning, design, implementation, and close-out phases of the project. Projected spending includes agency and King County IT staff time, vendor implementation costs, consulting costs, and project contingency.</p>
1144116	500kW Transit Power Substation State of Good Repair STANDALONE		\$1,485,464	<p>Scope: Traction Power Substations State of Good Repair - This project will include the replacement of the Alternating Current (AC) Medium Voltage (MV) Switches, Traction Power Transformer, and Metering Cabinets at up to 26 - 500kW Traction Power Substation(s). Additional scope may include soundproofing fencing replacements, demolition of the existing systems, and critical equipment or infrastructure. Project scope will be refined during planning and pre-design activities, and informed by a targeted condition assessment of all substation locations to occur by 2023 via Metro's Condition Assessment Program.</p> <p>Description of Budget Request: Project funding is expected to support the complete project lifecycle. The rough order of magnitude replacement cost is generated by third party engineering estimates, and incorporating metrics for soft cost factors.</p>

CAP Summary by Fund

Budget: 2023-2024 Biennial, Scenario: Executive Proposed, Agency: All, Fund: 3641 PUBLIC TRANSPORTATION INFRASTRUCTURE CAPITAL, Cap Status: Approved, Is IT Proj? Both Yes and No

2023-2024 Biennial - Executive Proposed

1144117	ORCA Enhancements STANDALONE		\$5,400,000	<p>Scope: ORCA Enhancements - The ORCA Enhancement Project will implement system enhancements that improve equity, mobility, customer experience, and efficiency of business operations. A planning project to support this project is currently underway.</p> <p>Description of Budget Request: The requested appropriation supports design, implementation, and close-out phases of the project. The project will implement improvements in an agile environment with enhancements delivered as they become available. Projected spending includes agency and King County IT staff time, vendor implementation costs, consulting costs, and project contingency.</p>
1144118	Energy Monitoring STANDALONE		\$2,400,000	<p>Scope: Energy Monitoring - The project will deliver a system to monitor and gather data on Metro zero emissions revenue fleet. Monitoring activities aids Metro in determining how to improve operations while being cost conscious. This project will be informed by the requirements set in the service management and green power planning projects. This project will be a key enabler for Metro's transition to zero emissions fleet operations.</p> <p>Description of Budget Request: The requested budget will support the full end-to-end IT project process. This project will manage all functions of the software development lifecycle including: requirements gathering, RFI, RFP, configuration, and implementation. Additionally, procurement and installation of hardware on coaches may be necessary.</p>
1144119	Montlake Trolley Overhead Replacement STANDALONE		\$9,976,304	<p>Scope: Montlake Trolley Overhead Replacement - This project is to replace approximately 27 trolley poles and associated overhead catenary system (OCS) at the Montlake Blvd E North Approach, between the bascule bridge and SR520 interchange, and the South Approach between 24th Ave E and Montlake Ave NE. These assets provide power distribution to serve Metro's route 48, and will allow for simplified future route electrification. This project is a cooperative opportunity aligning OCS replacement with WSDOT SR520 lid work, so both projects may merge construction efforts to install trolley wire on a new system.</p> <p>Description of Budget Request: Project funding is expected to support the complete project lifecycle. The rough order of magnitude replacement cost is generated by engineering and third party estimates, and incorporating metrics for soft cost factors.</p>
1144120	Equal Employment Opportunity Case Management STANDALONE		\$1,200,000	<p>Scope: Equal Employment Opportunity Case Management - This project will provide the Metro Equal Employment Opportunity (EEO) Office with an electronic case management system to monitor investigative cases and monitor trends in workplace discrimination complaints in accordance with Federal Transit Administration guidance on EEO programming.</p> <p>Description of Budget Request: This project requests funds in the amount of \$1.2M for planning through implementation. This is envisioned to be a software solution that King County currently employs for other business needs. The project will fund system configuration and licenses needed to expand the use of this software to Metro's EEO users.</p>

CAP Summary by Fund

Budget: 2023-2024 Biennial, Scenario: Executive Proposed, Agency: All, Fund: 3641 PUBLIC TRANSPORTATION INFRASTRUCTURE CAPITAL, Cap Status: Approved, Is IT Proj? Both Yes and No

2023-2024 Biennial - Executive Proposed

1144121	Pre-trip Inspection STANDALONE		\$6,000,000	<p>Scope: Pre-Trip Inspections - This project will implement a technology solution within Metro’s Safety and Security office. The solution will standardize, streamline, facilitate and log pre-trip inspection data in the field, ensuring regulatory compliance, safety, and operator accountability. The solution will integrate with Vehicle Maintenance to automatically generate maintenance work orders as appropriate.</p> <p>Description of Budget Request: The requested \$6M appropriation will support the planning, design, procurement, implementation and training activities for this project.</p>
1144122	Security Improvements STANDALONE		\$2,400,000	<p>Scope: Security Improvements - This project addresses technical needs to upgrade existing Metro facility security infrastructure. It will evaluate current systems and solutions, research commercially available solutions, and then design and deploy a new integrated environment. This will be a Proof-of-Concept at the Transit Control Center facility with the intent to expand implementation across Metro.</p> <p>Description of Budget Request: The requested \$2.4M appropriation will support the design and implementation of a proof-of-concept at the Transit Control Center. Future fixed asset capital projects will expand the security systems in remaining Metro facilities.</p>
1144123	Advanced Service Management STANDALONE		\$4,800,000	<p>Scope: Advanced Service Management - ASM is expected to improve delivery of frequent bus service using active headway management (management of buses based on headway rather than a schedule) and fallback operations (practice that keeps buses continually in service while operators take breaks). This scope is specifically for the technology needed for the pilot of active headway management. Based on the outcomes of proof-of-concept requirements testing, this project will deploy new technology at the Transit Control Center (TCC), on board buses, and in the field. The pilot is anticipated to start in fall 2023 on the RapidRide A and F Lines with the option to add two additional routes in 2024. An additional appropriation will be requested for future scaling, which will include a yet-to-be determined expansion of active headway management on more routes based on learning from the one-year pilot. Ultimately, ASM will support the goal of delivering frequent, reliable, and fast all-day service as outlined in Metro Connects.</p> <p>Description of Budget Request: This budget request supports a one-year headway management Pilot using technology on up to four routes during the 2023-2024 biennium. This scope will include assessment, design, implementation and close out of the one year pilot. It includes technology, service contracts, KCM technology staff time, and KCIT costs.</p>
1144124	HASTUS Tuning STANDALONE		\$1,200,000	<p>Scope: HASTUS Tuning - Engage with HASTUS vendor to scope and address prioritized backlog of technical debt and change requests, with particular emphasis on configuring to meet Link Light Rail expansion needs and differing business rules between Bus and Rail Operations.</p> <p>Description of Budget Request: This project requests funds in the amount of \$1.2M for planning through implementation of the solution. The appropriation will deliver a complete solution and will be used to pay vendor fees, project management costs, and KCIT data integration & business analysis costs.</p>

CAP Summary by Fund

Budget: 2023-2024 Biennial, Scenario: Executive Proposed, Agency: All, Fund: 3641 PUBLIC TRANSPORTATION INFRASTRUCTURE CAPITAL, Cap Status: Approved, Is IT Proj? Both Yes and No

2023-2024 Biennial - Executive Proposed

1144125	Sign Manager Upgrade STANDALONE		\$1,200,000	<p>Scope: Sign Manager Upgrade - The project will deliver modernization and upgrades to the Sign Manager module of Web-Tools. Upgrades will support Transit Route Facilities (TRF) planners' ability to deliver service and information to the public by keeping stop sign maintenance in pace with Metro's changing service landscape. Architecture Review Team (ART) approval will be conducted.</p> <p>Description of Budget Request: The project is requesting appropriation for planning, design, testing, implementation, and closeout. About half of the budget is for KCIT resources to update the web-tool with the remainder for agency labor, hardware/software, and contingency. KCIT is the owner and main supporter of the RSS tool in which the Sign Manager web-tool resides. Most of these upgrades will improve the overall process and speed up the outcomes.</p>
1144126	Overall Park and Ride State of Good Repair 2023-2024 STANDALONE		\$438,748	<p>Scope: Overall Park & Ride State of Good Repair - This project is for multiple park & ride locations with scope including stormwater management system evaluation, power distribution panel replacement, lighting fixtures and control panel, and electrical service cabinet replacement. Locations for 2023-2024 include the following Park & Rides: Federal Way, Issaquah Highlands, Aurora Village Transit Center, Kenmore Park & Ride, and Ober.</p> <p>Description of Budget Request: This budget request is based on recent inspections of the facilities and scheduled repairs and maintenance in accordance with programmatic life cycle schedules. The amount is derived from comparison with previous years repairs, and current on-call contract unit.</p>
1144127	Yard Management STANDALONE		\$4,800,000	<p>Scope: Yard Management Replacement - Replace Metro's yard management application (Equipment Dispatch Software Suite) to meet the changing needs of MTD coaches and service prioritization. Informed by the requirements set in the service management and green power planning projects.</p> <p>Description of Budget Request: This project request of \$4.8M will support the full end-to-end IT project process. This project will manage all functions of the software development lifecycle including requirements gathering, RFI, RFP, configuration, and implementation. Additionally, procurement and installation of hardware on coaches may be necessary for fully realizing the efficiencies of the application.</p>
1144128	East Base Electrify STANDALONE		\$4,071,080	<p>Scope: East Base Electrification - This project is intended to support the planning, design, and implementation of battery electric bus charging infrastructure at Metro's East base as well as supporting the ancillary capital cost related to relocation of service from the base during the construction shutdown and incurred cost from utility providers to support additional utility provided infrastructure.</p> <p>Description of Budget Request: The budget request for this project supports planning and preliminary design, utilizing a metrics based estimate developed by Metro's subject matter expert for battery electric buses as well as historical cost from our limited past projects. A detailed planning study is underway which should provide detailed estimates for each project in the program.</p>

CAP Summary by Fund

Budget: 2023-2024 Biennial, Scenario: Executive Proposed, Agency: All, Fund: 3641 PUBLIC TRANSPORTATION INFRASTRUCTURE CAPITAL, Cap Status: Approved, Is IT Proj? Both Yes and No

2023-2024 Biennial - Executive Proposed

1144129	Parking Program STANDALONE		\$0	<p>Scope: Parking Program - Metro to develop technology solutions to manage parking and provide dynamic trip planning for customers who use park & ride facilities. Pre-pandemic, numerous Metro park & rides experienced overcrowding and initial trends show that some of the busiest lots are starting to fill up despite the shift in commute patterns. Technology solutions would allow Metro to provide real-time availability, facilitate virtual permitting and transit ridership verification, automate parking enforcement, and allow for payment integration.</p> <p>Description of Budget Request: No appropriation is requested for the 2023 -2024 biennium. Budget requests are planned for outyears, pending future CIP prioritization and funding levels.</p>
1144130	Open Trip Planner STANDALONE		\$0	<p>Scope: Open Trip Planner - This project has three components to improve customers' experience with service information: 1) improve GTFS feeds, 2) develop new functionality of the Open Trip Planner hosted by Community Transit, which would be adopted as the region's trip planner, and 3) explore partnership with Google.</p> <p>Description of Budget Request: No appropriation is requested for the 2023 -2024 biennium. Budget requests are planned for outyears, pending future CIP prioritization and funding levels.</p>
1144131	Reroute Database STANDALONE		\$0	<p>Scope: Reroute Database - Develop a Re-route Database that serves as a one stop shop for all information related to reroutes and Operator Alerts. The data will be easily shared, accessible and maintain all relevant information related to reroutes and Operator Alerts.</p> <p>Description of Budget Request: No appropriation is requested for the 2023 -2024 biennium. Budget requests are planned for outyears, pending future CIP prioritization and funding levels.</p>
1144132	Transit Analysis Tool STANDALONE		\$0	<p>Scope: Transit Analysis Tool - This project supports an existing speed and reliability web-based tool that performs delay and data calculations and analysis that is currently used by the Capital and Mobility Divisions. This includes the knowledge transfer from the consultant and continued maintenance and updates to the tool.</p> <p>Description of Budget Request: No appropriation is requested for the 2023 -2024 biennium. Budget requests are planned for outyears, pending future CIP prioritization and funding levels.</p>
1144133	Transit Cellular System Refresh 2027 STANDALONE		\$0	<p>Scope: Cellular Systems Replacement - This project funds the replacement of the wireless equipment being implemented through the Next Generation Wireless project. The equipment delivered through this project will transmit data and real time information from on-board systems, including ORCA, to King County servers.</p> <p>Description of Budget Request: No appropriation is requested for the 2023 -2024 biennium. Budget requests are planned for outyears, pending future CIP prioritization and funding levels.</p>

CAP Summary by Fund

Budget: 2023-2024 Biennial, Scenario: Executive Proposed, Agency: All, Fund: 3641 PUBLIC TRANSPORTATION INFRASTRUCTURE CAPITAL, Cap Status: Approved, Is IT Proj? Both Yes and No

2023-2024 Biennial - Executive Proposed

1144134	Transit Control Center Expansion STANDALONE		\$0	<p>Scope: Transit Control Center Expansion - This project addresses both a critical system and an essential service. The TCC is an emergency response center for Metro delivering essential services to operators and the public. Service Quality is Metro's first responders handling situations that range from coach trouble calls, customer service needs and Haz Mat. Future technology solutions at the TCC will provide essential tools to gather and share information between the TCC and Service Quality and the broader organization.</p> <p>Description of Budget Request: No appropriation is requested for the 2023 -2024 biennium. Budget requests are planned for outyears, pending future CIP prioritization and funding levels.</p>
1144137	Vanpool Improvements STANDALONE		\$0	<p>Scope: Vanpool Improvements - Project modernizes Vanpool by replacing deprecated systems (Accounting/Driver Training), adding cost-saving tools (Telematics/Online Sign-up), leveraging current resources (empty seat scheduler) and updating Vanpool's core applications (VISM/JEM).</p> <p>Description of Budget Request: No appropriation is requested for the 2023 -2024 biennium. Budget requests are planned for outyears, pending future CIP prioritization and funding levels.</p>
1144138	Destination Sign Programming STANDALONE		\$0	<p>Scope: Destination Sign Programming - Establish the functionality to be able to remotely push sign programming information to coaches. This could either be achieved with add-on hardware solutions, or by further interfacing the INIT system with the current vendors (Luminator and twin vision).</p> <p>Description of Budget Request: No appropriation is requested for the 2023 -2024 biennium. Budget requests are planned for outyears, pending future CIP prioritization and funding levels.</p>
1144139	Service Management Modernization Future STANDALONE		\$0	<p>Scope: Service Management Modernization - This is an analysis and planning project that will holistically scope a phased approach to updating Metro's service management systems (hardware, software, infrastructure, facilities, business, and services) and propose ways to improve service quality, safety, scalability, flexibility, and overall efficiency. Aspects include active service management, Transit Control Center and field operations, field communications, service planning, scheduling, dispatching, battery bus operations, real-time data, transportation demand management, data analytics and visualization, equity planning, workforce management, and training. The project emphasizes the adoption of technology-based solutions needed for growth, efficiency, quality control, data analysis, and staff empowerment. This project will strive to identify best-in-class service management by peer agencies, and industry best practices for future adoption by Metro.</p> <p>Description of Budget Request: No appropriation is requested for the 2023 -2024 biennium. Budget requests are planned for outyears, pending future CIP prioritization and funding levels.</p>
1144140	Demand Response Operations Management STANDALONE		\$0	<p>Scope: Demand Response Operations Management - This project would conduct a requirements and feasibility analysis for a new, coordinated demand-response operations management system.</p> <p>Description of Budget Request: No appropriation is requested for the 2023 -2024 biennium. Budget requests are planned for outyears, pending future CIP prioritization and funding levels.</p>

CAP Summary by Fund

Budget: 2023-2024 Biennial, Scenario: Executive Proposed, Agency: All, Fund: 3641 PUBLIC TRANSPORTATION INFRASTRUCTURE CAPITAL, Cap Status: Approved, Is IT Proj? Both Yes and No

2023-2024 Biennial - Executive Proposed

1144141	South Base Electrify STANDALONE		\$0	<p>Scope: South Base Electrification - This project is intended support the planning, design, and implementation of battery electric bus charging infrastructure at Metro's South base as well as supporting the ancillary capital cost related to relocation of service from the base during the construction shutdown and incurred cost from utility providers to support additional utility provided infrastructure.</p> <p>Description of Budget Request: No appropriation is requested for the 2023 -2024 biennium. Budget requests are planned for outyears, pending future CIP prioritization and funding levels.</p>
1144142	Ryerson Base Electrify STANDALONE		\$0	<p>Scope: Ryerson Base Electrification - This project is intended support the planning, design, and implementation of battery electric bus charging infrastructure at Metro's Ryerson base as well as supporting the ancillary capital cost related to relocation of service from the base during the construction shutdown and incurred cost from utility providers to support additional utility provided infrastructure.</p> <p>Description of Budget Request: No appropriation is requested for the 2023 -2024 biennium. Budget requests are planned for outyears, pending future CIP prioritization and funding levels.</p>
1144143	Burien Layover Expansion and Charging STANDALONE		\$0	<p>Scope: Burien Layover Expansion and Charging - This project is intended to expand the Burien Transit Center's off street layover to support increased service demands and provide additional space for layover charging. Project will also support the design and deployment of layover charging equipment on the new layover site.</p> <p>Description of Budget Request: No appropriation is requested for the 2023 -2024 biennium. Budget requests are planned for outyears, pending future CIP prioritization and funding levels.</p>
1144144	Atlantic Base Electrify STANDALONE		\$0	<p>Scope: Atlantic Base Electrification - This project is intended to support the implementation of battery electric bus charging infrastructure at Metro's Atlantic base as well as supporting the ancillary capital cost related to relocation of service from the base during the construction shutdown and incurred cost from utility providers to support additional utility provided infrastructure. Planning and design for Atlantic Base Electrification are supported by project 1142163.</p> <p>Description of Budget Request: No appropriation is requested for the 2023 -2024 biennium. Budget requests are planned for outyears, pending future CIP prioritization and funding levels.</p>
1144160	Trolley Utilization Planning STANDALONE		\$400,000	<p>Scope: Trolley Utilization Plan - The project will explore efficiencies, enhancements, and modifications for Metro's electric trolley bus system to increase trolley utilization. It will include analysis of our current trolley system operations, including opportunities and barriers for leveraging greater use of the system and reducing dieselization of routes on the weekends to accommodate construction along trolley routes. It would include review of industry practice regarding trolley uses.</p> <p>Description of Budget Request: The budget requested for this study was based on review of cost and timing for past consultant studies.</p>
1144177	Trolley Utilization Improvements STANDALONE		\$108,098	<p>Scope: Trolley Utilization Improvements - This project will implement initial investments to promote weekend trolley utilization.</p> <p>Description of Budget Request: The budget request was based on estimates for past projects to add pole catchers.</p>

CAP Summary by Fund

Budget: 2023-2024 Biennial, Scenario: Executive Proposed, Agency: All, Fund: 3641 PUBLIC TRANSPORTATION INFRASTRUCTURE CAPITAL, Cap Status: Approved, Is IT Proj? Both Yes and No

2023-2024 Biennial - Executive Proposed

1144178	Facility Condition Assessment 2027-2028 STANDALONE		\$0	<p>Scope: Facility Condition Assessment - This program funds inspections of all of Metro's facilities and generates a report of necessary repair and replacement needs critical to the long term state of good repair for Metro's assets.</p> <p>Description of Budget Request: No appropriation is requested for the 2023 -2024 biennium. Budget requests are planned for outyears, pending future CIP prioritization and funding levels.</p>
1144179	State of Good Repair Program Management 2027-2028 STANDALONE		\$0	<p>Scope: State of Good Repair (SGR) Program Management - This project includes the planning for programs and projects within the SGR Sub Portfolio and includes prioritization of projects within programs, feasibility studies, exploration of funding and partnership opportunities, and consideration of benefits of the various projects. Program management activities will also be responsible for ensuring adequate coordination with Vehicle Maintenance and Operations Divisions internal to Metro to meet their needs and mitigate impacts to operations during design and construction.</p> <p>Description of Budget Request: No appropriation is requested for the 2023 -2024 biennium. Budget requests are planned for outyears, pending future CIP prioritization and funding levels.</p>
1144180	Shelter Refurbishment 2027-2028 STANDALONE		\$0	<p>Scope: 2027-2028 Shelter Refurbishment - This is a placeholder project for investments in 2027-2028 associated with the ongoing State of Good Repair maintenance program to refurbish 180-200 shelters annually. Bus shelters have a lifecycle of 10 years, depending on the use in the area where shelters are located. Refurbishment work can involve component repairs and replacements, repainting, new roof standards, built-in lighting upgrades, panel upgrades, and specialized installments such as public art and RapidRide components that have more electrical and electronic systems. Specific locations are confirmed each biennium.</p> <p>Description of Budget Request: No appropriation is requested for the 2023 -2024 biennium. Budget requests are planned for outyears, pending future CIP prioritization and funding levels.</p>
1144181	Major Equipment Replacement 2027-2028 STANDALONE		\$0	<p>Scope: Major Equipment Replacement 2027-2028 - There are approximately five (5) major equipment asset replacements anticipated in 2027-28. This biennium's funding request will support planning through implementation.</p> <p>Description of Budget Request: No appropriation is requested for the 2023 -2024 biennium. Budget requests are planned for outyears, pending future CIP prioritization and funding levels.</p>
1144183	Minor Equipment Replacement 2027-2028 STANDALONE		\$0	<p>Scope: Minor Equipment Replacement - This program for 2027-28 supports the replacement of minor equipment at Metro Transit Facilities. The 2027-28 minor equipment replacements includes a number of fixed assets typically under \$100,000 that are critical to operations and at the end of their respective life cycles. The program includes approximately ten (10) minor equipment replacements across the system.</p> <p>Description of Budget Request: No appropriation is requested for the 2023 -2024 biennium. Budget requests are planned for outyears, pending future CIP prioritization and funding levels.</p>

CAP Summary by Fund

Budget: 2023-2024 Biennial, Scenario: Executive Proposed, Agency: All, Fund: 3641 PUBLIC TRANSPORTATION INFRASTRUCTURE CAPITAL, Cap Status: Approved, Is IT Proj? Both Yes and No

2023-2024 Biennial - Executive Proposed

1144185	Trolley Poles 2027-2028 STANDALONE		\$0	<p>Scope: Trolley Poles Infrastructure - This program supports the maintenance and repair of the trolley bus system by replacing trolley poles, as needed. Previous efforts have resulted in 80 - 100 poles being replaced annually.</p> <p>Description of Budget Request: No appropriation is requested for the 2023 -2024 biennium. Budget requests are planned for outyears, pending future CIP prioritization and funding levels.</p>
1144186	Trolley Overhead Switches 2027-2028 STANDALONE		\$0	<p>Scope: Trolley Overhead Switches - This program supports the maintenance, repair, and replacement of the trolley switches infrastructure. Past efforts have resulted in 5 to 15 overhead switches and ancillary hardware being replaced annually.</p> <p>Description of Budget Request: No appropriation is requested for the 2023 -2024 biennium. Budget requests are planned for outyears, pending future CIP prioritization and funding levels.</p>
1144187	State of Good Repair Unforeseen 2027-2028 STANDALONE		\$0	<p>Scope: Unforeseen State of Good Repair - This project provides for design work to repair or replace unforeseen damage or failures of Transit's assets such as facilities and infrastructure. This project is for staff and consultant resources as needed to determine the criticality of taking action to fix an issue with an asset within the current biennium. Further, the project funding is available to explore alternative solutions to address the repair or replacement of the facility or infrastructure component and begin implementing the fix until budget action can be taken to obtain appropriation to finish the work.</p> <p>Description of Budget Request: No appropriation is requested for the 2023 -2024 biennium. Budget requests are planned for outyears, pending future CIP prioritization and funding levels.</p>
1144188	Fixed Assets Capital Outlay 2025-2026 STANDALONE		\$0	<p>Scope: Fixed Asset Capital Outlay Program - This routine project provides for the purchase of new equipment and fixed assets that are not associated with other capital projects. Only items that have been approved by the overseeing committee may be purchased. These assets then become part of the fixed asset base of the Public Transportation Fund and are replaced through one of the asset management projects.</p> <p>Description of Budget Request: No appropriation is requested for the 2023 -2024 biennium. Budget requests are planned for outyears, pending future CIP prioritization and funding levels.</p>
1144189	Fixed Assets Capital Outlay 2027-2028 STANDALONE		\$0	<p>Scope: Fixed Asset Capital Outlay Program - This routine project provides for the purchase of new equipment and fixed assets that are not associated with other capital projects. Only items that have been approved by the overseeing committee may be purchased. These assets then become part of the fixed asset base of the Public Transportation Fund and are replaced through one of the asset management projects.</p> <p>Description of Budget Request: No appropriation is requested for the 2023 -2024 biennium. Budget requests are planned for outyears, pending future CIP prioritization and funding levels.</p>

CAP Summary by Fund

Budget: 2023-2024 Biennial, Scenario: Executive Proposed, Agency: All, Fund: 3641 PUBLIC TRANSPORTATION INFRASTRUCTURE CAPITAL, Cap Status: Approved, Is IT Proj? Both Yes and No

2023-2024 Biennial - Executive Proposed

1144190	Routine Pavement Repair 2027-2028 STANDALONE		\$0	<p>Scope: Routine Pavement Repair - This is a placeholder project for routine paving replacements at multiple Metro facilities including bases and park & rides which will be identified in future budget cycles using condition assessment reports. Timing is consistent with Metro's Transit Asset Management Plan.</p> <p>Description of Budget Request: No appropriation is requested for the 2023 -2024 biennium. Budget requests are planned for outyears, pending future CIP prioritization and funding levels.</p>
1144193	Central Atlantic Power State of Good Repair STANDALONE		\$0	<p>Scope: Overall Power State of Good Repair – This project includes the replacement of site and facility electrical infrastructure and power distribution components at Atlantic Base and Central Base. These systems are at the end of anticipated service lives with several obsolete components that are unable to procure replacement parts. Scope varies per location and includes the replacement of main switchgear/distribution panel, including those that serve the DC power system, DC power distribution wiring, electrical switchboards and distribution panels, step-down transformers, and electrical branch wiring.</p> <p>Description of Budget Request: No appropriation is requested for the 2023 -2024 biennium. Budget requests are planned for outyears, pending future CIP prioritization and funding levels.</p>
1144194	Collins Traction Power Substation Switchgear STANDALONE		\$0	<p>Scope: Collins Traction Power Substation - The project will include the replacement of the DC switchgear section of Collins Traction Power Substation, including (5) DC Breakers, DC Relay and Controls, SAS Cabinet with HMI, demolition of existing systems. Scope refinement may occur upon completion of a Targeted Condition Assessment anticipated to complete by 2023 under Metro's Condition Assessment Program.</p> <p>Description of Budget Request: No appropriation is requested for the 2023 -2024 biennium. Budget requests are planned for outyears, pending future CIP prioritization and funding levels.</p>
1144195	Central Traction Power Substation Switchgear STANDALONE		\$0	<p>Scope: Central Traction Power Substation - The project will include the replacement of the DC switchgear section of Central Traction Power Substation, including (15) DC Breakers and Tie, DC Relay and Controls, SAS Cabinet with HMI, Demolition of existing systems. Scope refinement may occur upon completion of a Targeted Condition Assessment anticipated to complete by 2023 under Metro's Condition Assessment Program.</p> <p>Description of Budget Request: No appropriation is requested for the 2023 -2024 biennium. Budget requests are planned for outyears, pending future CIP prioritization and funding levels.</p>
1144196	Broad Street Traction Power Substation Switchgear STANDALONE		\$0	<p>Scope: Broad Street Traction Power Substation - The project will include the replacement of the DC switchgear section of Broad St Traction Power Substation, including (13) DC Breakers and Tie, DC Relay and Controls, SAS Cabinet with HMI, Demolition of existing systems. Scope refinement may occur upon completion of a Targeted Condition Assessment anticipated to complete by 2023 under Metro's Condition Assessment Program.</p> <p>Description of Budget Request: No appropriation is requested for the 2023 -2024 biennium. Budget requests are planned for outyears, pending future CIP prioritization and funding levels.</p>

CAP Summary by Fund

Budget: 2023-2024 Biennial, Scenario: Executive Proposed, Agency: All, Fund: 3641 PUBLIC TRANSPORTATION INFRASTRUCTURE CAPITAL, Cap Status: Approved, Is IT Proj? Both Yes and No

2023-2024 Biennial - Executive Proposed

1144197	East Base Phase 1 Bus Lift STANDALONE		\$0	<p>Scope: East Base Phase 1 Bus Lift Replacement - Replacement of one (1) existing post platform lift in the East Base Vehicle Maintenance steam bay. This project and its properly determined design standard will need to go through all standard and appropriate design phases including utilizing an alternatives analysis with examination of Facilities and Vehicle Maintenance needs, in addition to engineering prior to recommending replacement lift type. This project may recommend up to one (1) additional critical lift replacement at the East Base facility.</p> <p>Description of Budget Request: No appropriation is requested for the 2023 -2024 biennium. Budget requests are planned for outyears, pending future CIP prioritization and funding levels.</p>
1144198	RapidRide L Line STANDALONE		\$0	<p>Scope: RapidRide L Line - This project is a planned RapidRide line which will be determined via the RapidRide Prioritization effort in 2023. This project would plan, design and implement the necessary infrastructure improvements to launch RapidRide service. These infrastructure projects include passenger facilities, roadway, signal and ITS improvements which result in better transit speed and reliability, access to transit projects which reduce barriers for people to reach transit and necessary communication and technology efforts to support the service.</p> <p>Description of Budget Request: No appropriation is requested for the 2023 -2024 biennium. Budget requests are planned for outyears, pending future CIP prioritization and funding levels.</p>
1144199	South Facilities Underground Storage Tank STANDALONE		\$0	<p>Scope: South Facilities Underground Storage Tank - Assess underground storage tank at South Facilities Maintenance that is anticipated to reach end of warranty by 2027. Clean, inspect, make recommendations for repair, lining or replacement, and implement the selected solution. One (1) STI-P3 6,000 gallon tank for unleaded gasoline (suction system) and assume one (1) piping set. To be determined during predesign activities but assumed additional modifications may be necessary to meet current regulatory compliance.</p> <p>Description of Budget Request: No appropriation is requested for the 2023 -2024 biennium. Budget requests are planned for outyears, pending future CIP prioritization and funding levels.</p>
1144200	Bellevue Base Underground Storage Tank STANDALONE		\$0	<p>Scope: Bellevue Base Underground Storage Tank - Assess underground storage tanks at Bellevue Base that are anticipated to reach their warranty by 2027. Clean, inspect, make recommendations for replacement, and implement the selected solution. One (1) fiberglass 6,000 gallon tank for unleaded gasoline (pressurized system) and Three (3) fiberglass 12,000 gallon tanks for diesel (pressurized system) and up to four (4) Piping sets.</p> <p>Description of Budget Request: No appropriation is requested for the 2023 -2024 biennium. Budget requests are planned for outyears, pending future CIP prioritization and funding levels.</p>

CAP Summary by Fund

Budget: 2023-2024 Biennial, Scenario: Executive Proposed, Agency: All, Fund: 3641 PUBLIC TRANSPORTATION INFRASTRUCTURE CAPITAL, Cap Status: Approved, Is IT Proj? Both Yes and No

2023-2024 Biennial - Executive Proposed

1144201	South Base Component Supply Center Underground Storage Tank STANDALONE		\$0	<p>Scope: South Base CSC Underground Storage Tank - Assess underground storage tanks at South Base CSC that are anticipated to reach the end of their warranty by 2024. Clean, inspect, make recommendations for repair, lining or replacement, including cathodic protection, and implement the selected solution. Two (2) STI-P3 used oil tanks (2000 and 6000 gallon), One (1) STI-P3 diesel tank (6000 gallon), One (1) STI-P3 engine oil (3000 gallon), and One (1) ATF dual STI-P3 tank (3000 gallon) and up to five (5) Piping sets.</p> <p>Description of Budget Request: No appropriation is requested for the 2023 -2024 biennium. Budget requests are planned for outyears, pending future CIP prioritization and funding levels.</p>
1144279	Collins Traction Power Substation AC Medium Voltage Switchgear STANDALONE		\$0	<p>Scope: Collins Traction Power Substation AC Breaker - The project will include the replacement of the AC breaker sections of Central and Collins Traction Power Substation. Includes the following: (3) AC Medium Voltage Breaker with remote racking device, (2) Grounding Test Buggy, (1) Spare AC Medium Voltage Breaker. The project will include the demolition of the existing systems. Scope refinement may occur upon completion of a Targeted Condition Assessment anticipated to complete by 2023 under Metro's Condition Assessment Program.</p> <p>Description of Budget Request: No appropriation is requested for the 2023 -2024 biennium. Budget requests are planned for outyears, pending future CIP prioritization and funding levels.</p>
1144300	TDC ITS KIOSK REPLACEMENT STANDALONE		\$2,716,315	<p>Scope: ITS Kiosk Replacement - This project will replace up to 16 SDOT-Owned ITS Kiosks on 3rd Avenue and on the Westlake Ave N corridor with King County Metro owned technology pylons to provide functioning electronic displays showing next bus arrival and other customer information. Current ITS kiosk displays have for the most part not functioned since their initial installation in 2014. The project will be done in partnership with the City of Seattle (SDOT), whereby SDOT will implement capital work to remove the existing ITS kiosks and foundations and construct new foundations compatible with Metro Legacy Tech Pylons. Metro will purchase and install the equipment and assume future ownership and maintenance responsibilities.</p> <p>Description of Budget Request: The planning-level cost estimate prepared for this project is consistent with assumptions for project delivery of projects of similar scope and complexity implemented in recent years by Metro and in partnership with the City of Seattle. Costs for labor, equipment procurement and construction are based on historical Metro and City of Seattle costs for projects with similar infrastructure and technology elements. Equipment costs derived from 2021 North Link Implementation costs provided by Metro IT Capital Projects.</p>
3641 - PUBLIC TRANSPORTATION INFRASTRUCTURE CAPITAL		Total	\$369,069,555	
Grand Total			\$369,069,555	

**2023-2024 Executive Proposed Financial Plan
Transit Infrastructure Capital / 00003641**

Capital Improvement Program (CIP) Budget						
	2021-2022 Estimated Ending Balance (Biennium ITD Balance)	2023-2024 Proposed	2023-2024 Total (Balance + Budget)	2025-2026 Projected	2027-2028 Projected	
Capital Budget Revenue Sources						
Revenue Backing from Fund Balance	579,653,255		579,653,255	467,909,973	494,889,099	
Revenue Carryforward - Future Debt Proceeds & Other	35,436,667		35,436,667			
Sales Tax		144,700,066	144,700,066	40,832,520	201,296,093	
Marine Property Tax		244,618	244,618			
Grants		189,088,144	189,088,144			
Interest Income		26,419,694	26,419,694			
Miscellaneous		8,617,032	8,617,032			
Debt Proceeds		-	-			
Total Capital Revenue	\$ 615,089,923	\$ 369,069,555	\$ 984,159,478	\$ 508,742,494	\$ 696,185,193	
Capital Appropriation						
Facility Improvements	116,243,499	20,324,762	136,568,261	103,240,395	301,475,909	
Passenger Infrastructure	38,749,804	28,369,689	67,119,493	25,050,864	7,844,402	
Regional Transit Integration	36,706,463	3,976,725	40,683,188	3,607,077	3,192,376	
Speed and Reliability Improvements	145,711,680	77,502,306	223,213,986	118,880,681	7,950,435	
State of Good Repair	155,744,548	92,606,692	248,351,240	68,983,624	83,166,452	
Zero Emissions Infrastructure	77,018,722	69,153,157	146,171,879	126,608,772	218,503,703	
Technology	33,268,630	48,687,544	81,956,174	52,477,677	63,801,546	
Fixed Route Vehicles		29,860	29,860			
Non Fixed Route Vehicles	6,733,064	12,882,441	19,615,505	9,893,403	10,250,370	
Emergent Needs Contingency/Capital Project Oversight	4,883,652	15,566,240	20,449,892			
Total Capital Appropriation	\$ 615,089,923	\$ 369,069,555	\$ 984,159,478	\$ 508,742,494	\$ 696,185,193	

CIP Fund Financial Position						
	2021-2022 Biennial-to-Date Actuals	2021-2022 Estimated	2023-2024 Biennial to Date Actuals	2023-2024 Estimated	2025-2026 Projected	2027-2028 Projected
Beginning Fund Balance	332,124,453	332,124,453		579,653,255	467,909,973	494,889,099
Capital Funding Sources						
Sales Tax	1,376,931	1,376,931		314,646,563	203,233,862	424,517,885
Marine Property Tax	35,158	84,380		244,618	110,284	-
Grants	34,455,929	64,067,311		189,088,144	209,526,455	90,740,801
Interest Income	2,046,638	2,278,041		26,419,694	26,819,688	24,242,410
Miscellaneous	5,617,435	6,789,108		8,617,032	15,096,003	15,311,190
Total Capital Revenue	\$ 43,532,092	\$ 74,595,771	\$ -	\$ 539,016,052	\$ 454,786,293	\$ 554,812,287
Capital Expenditures						
Facility Improvements	36,825,951	58,133,284		76,366,315	130,978,378	311,648,282
Passenger Infrastructure	15,939,154	31,732,093		54,094,439	27,713,943	7,844,402
Regional Transit Integration	2,440,827	3,778,062		5,492,928	3,607,077	3,192,376
Speed and Reliability Improvements	37,799,354	74,734,142		143,136,402	81,937,946	107,426,406
State of Good Repair	28,794,392	58,487,715		142,105,719	134,697,396	84,543,936
Zero Emissions Infrastructure	18,145,132	39,031,323		138,807,200	140,173,315	218,503,703
Technology	24,089,251	68,567,873		77,163,050	66,604,671	65,341,140
Fixed Route Vehicles	942,471	856,676		-	-	-
Non Fixed Route Vehicles	2,149,313	5,434,551		12,970,663	9,893,403	10,250,370
Marine Facilities (2021+)		184,380		2,434,618	3,825,284	-
Miscellaneous	141,632	-		-	-	-
Total Capital Expenditures	\$ 167,267,477	\$ 340,940,099	\$ -	\$ 652,571,334	\$ 599,431,414	\$ 808,750,615
Estimated Underexpenditure	-	-	\$ -	\$ -	\$ -	\$ -
Other Fund Transactions						
Debt Proceeds	-	-		-	169,812,247	135,449,880
Misc Balance Adjustment	2,242,030	2,242,030		-	-	-
Lease and Prepaid Lease Offset	906,000	1,812,000		1,812,000	1,812,000	1,812,000
Transfer (to) from Operating	-	509,819,101		-	-	-
Ending Fund Balance	\$ 211,537,098	\$ 579,653,255	\$ -	\$ 467,909,973	\$ 494,889,099	\$ 378,212,651
Fund Balance Designated to Current Projects *	\$ -	\$ 63,702,067	\$ -	\$ 1,008,125	\$ 78,884,773	\$ 63,353,549
Reserves						
Capital Designated Reserve		6,132,087		6,132,087	6,132,087	6,132,087
Electrification Infrastructure Reserve		509,819,101		460,769,761	409,872,239	308,727,015
Total Reserves	\$ -	\$ 515,951,188	\$ -	\$ 466,901,848	\$ 416,004,327	\$ 314,859,102
Projected Shortfall	-	-	-	-	-	-
Ending Undesignated Fund Balance	\$ -	\$ -	\$ -	\$ 0	\$ 0	\$ 0

CIP Budget:

2021-2022 Estimated Ending Balance column reflects the actual balances after 2021 closed and best estimate of the inception to date budget balances.

2023-2024 Proposed Budget is consistent with PIC for 2023-2024 Executive Proposed Budget.

2023-2024 Total Budget sums the Estimated Ending Balance Budget and the 2023-2024 Budget.

Outyear revenue and expenditure budget assumptions tie to the outyears of the Ordinance Attachment by Fund report in PIC, with exceptions explicitly noted.

Revenue Notes: Outyear revenue budgets reflect available fund balance and available sales tax distributions to support appropriation levels.

Appropriation Notes: Outyear appropriations represent planned requests to support projected spending.

CIP Fund Financial Position:

Biennial to Date (BTD) expenditures and revenue reflect EBS totals for budgetary accounts as of the most recent closed month.

2021-2022 Actuals reflect 2021-2022 amounts in EBS through May 2022.

2021-2022 Estimated column reflects the best estimate for the biennium based on actuals and is informed by the fund's spending plan.

Outyear revenue projections and expenditure estimates are based on the most recent projections and reflect current project plans.

Revenue Notes: Sales and Property tax distributions represent planned allocations of enterprise revenue to support infrastructure spending.

Expenditure Notes: Outyear expenditures are informed by infrastructure spending plan.

Reserve Notes: Electrification reserve represents fund balance designated for electrification projects. Portions of reserved balance may be designated for current projects.

*Fund balance designated to current projects is for projects that are already appropriated. This fund balance cannot be used for other projects without disappropriating projects or creating a shortfall in the fund.

CAP Summary by Fund

Budget: 2023-2024 Biennial, Scenario: Executive Proposed, Agency: All, Fund: 3642 TRANSIT REVENUE FLEET CAPITAL, Cap Status: Approved, Is IT Proj? Both Yes and No

2023-2024 Biennial - Executive Proposed

3642 TRANSIT REVENUE FLEET CAPITAL - Transit				
Project Number	Project Name Class Code	Tech Adj	FY23-24	Narratives
1126349	Alternative Services PROGRAMMATIC		\$0	<p>Scope: Alternative Services - This project funds the purchase of vehicles for the Community Connections program which develops, tests, and evaluates new transportation services in areas of King County that don't have the infrastructure, density, or land use to support fixed-route bus service. These new transportation services often take advantage of innovative ideas, unique partnerships, or emerging technology. The solution set for each community pilot area varies depending on need, but often includes products and services that require the purchase of new vehicles.</p> <p>Description of Budget Request: No appropriation is requested for the 2023 -2024 biennium. Budget requests are planned for outyears, pending future CIP prioritization and funding levels.</p>
1130169	Vanpool Vehicle Purchase PROGRAMMATIC		\$0	<p>Scope: Vanpool Vehicle Purchase - This project funds the purchase of new vans needed to support Metro Transit's Vanpool Program. New vans are purchased to replace vans at the end of their useful vanpool life and to expand service.</p> <p>Description of Budget Request: No appropriation is requested for the 2023 -2024 biennium. Budget requests are planned for outyears, pending future CIP prioritization and funding levels.</p>
1130170	Americans With Disabilities (ADA) Vans Procurement PROGRAMMATIC		\$6,261,916	<p>Scope: American with Disabilities Act (ADA) Van Procurement - This project funds the purchase of new vehicles needed to support Metro Transit's Access Paratransit service. New vehicles are purchased to replace vehicles at the end of their useful life and to expand or enhance the service.</p> <p>Description of Budget Request: The \$6.3 Million requested for 2023-2024 supports the purchase of 19 Battery Electric Minibuses to replace vehicles at the end of their useful life. The request includes licensing, logos, accessories, inspection, prep for service, and updating of systems. Total project cost (Estimate at Completion 2023 - 2032) has increased due to the necessity to meet the SCAP goals of 67% electrification of the Access fleet by 2030.</p>
1130171	Community Access Transportation Vehicle Procurement PROGRAMMATIC		\$2,982,288	<p>Scope: Community Access Transportation Vehicle Procurement - The Community Access Transportation (CAT) program diverts rides of the more expensive Americans with Disabilities Act (ADA) paratransit service and also fills gaps in service for seniors, people with disabilities and low-income populations who cannot ride the bus due to income or mobility issues.</p> <p>Description of Budget Request: \$3.0 Million is requested for 2023-2024 for the purchase of 19 vehicles. Two of the planned 17 replacements are small low floor electric vehicles.</p>

CAP Summary by Fund

Budget: 2023-2024 Biennial, Scenario: Executive Proposed, Agency: All, Fund: 3642 TRANSIT REVENUE FLEET CAPITAL, Cap Status: Approved, Is IT Proj? Both Yes and No

2023-2024 Biennial - Executive Proposed

1134163	Fixed Route Program Management PROGRAMMATIC		\$518,998	<p>Scope: Fixed Route Program Management - This project is a programmatic effort to support the Revenue Fleet Sub Portfolio capital planning efforts. This work will be performed by the Planning and Portfolio Coordination group and will support all planning and program management activities. Program management activities will be responsible for ensuring adequate coordination with Vehicle Maintenance and Facility Maintenance Divisions and Fleet Purchasing and Fixed Asset program groups and mitigate impacts to operations during design and construction. The Fixed Route Vehicle Sub Portfolio contains the following programs: Purchasing of Hybrid, Diesel, Battery Electric and Trolley buses and Onboard Systems. Staff will conduct program management activities including: prioritization of purchases within programs, feasibility studies, exploration of funding and partnership opportunities, and consideration of benefits of the various projects within the programs.</p> <p>Description of Budget Request: This budget request supports staffing in the capital planning and program management section responsible for the Fixed Route Vehicle Sub Portfolio. Modest amount of professional services are estimated to augment staff expertise.</p>
1139238	Marine Vessel Engine Overhaul STANDALONE		\$0	<p>Scope: Marine Vessel Engine Overhaul - The project maintains County assets in a state of good repair. The two Sally Fox class vessels delivered to the County in 2015 and 2016 are powered by tier 3 marine diesel engines. These engines will reach their useful service half-life and will need major maintenance in order to extend the service life expectancy.</p> <p>Description of Budget Request: No appropriation is requested for the 2023 -2024 biennium. Budget requests are planned for outyears, pending future CIP prioritization and funding levels.</p>
1139507	Battery Electric Bus Budget PROGRAMMATIC		\$180,540,954	<p>Scope: Battery Electric Bus Budget - This project funds the replacement of King County Metro’s existing fleet of 40, 60-ft hybrid coaches with electric buses.</p> <p>Description of Budget Request: The budget request covers the procurement of 120 vehicles expected to be received in the 2025/2026 biennium. The amount of the request is based upon pricing derived from recent requests and planning assumptions. The amount of the request also includes funding for the requisite capital acquisition costs associated with the purchase and placement into service of rolling stock assets. These capital acquisition costs include transit fleet procurement team costs, in-plant and post-delivery inspection of buses, after-market equipment acquisition and installation, service preparation and commissioning, training, technical publications and manuals, diagnostic equipment, special tools and project contingency.</p>

CAP Summary by Fund

Budget: 2023-2024 Biennial, Scenario: Executive Proposed, Agency: All, Fund: 3642 TRANSIT REVENUE FLEET CAPITAL, Cap Status: Approved, Is IT Proj? Both Yes and No

2023-2024 Biennial - Executive Proposed

1141993	Access Transportation Electric Vehicle Pilot STANDALONE		\$2,000,000	<p>Scope: Access Transportation EV Pilot - This project will support the first battery electric vehicles (BEVs) for use in ADA paratransit revenue operations. The project will plan and purchase the necessary equipment for the operation of BEVs on Vashon Island and support EV maintenance activities at the Access operations base in south Seattle.</p> <p>Description of Budget Request: The requested appropriation will support the planning, design and installation of necessary vehicle charging infrastructure. Projected spending includes fully burdened staff time, consultant/vendor support for the planning, design, acquisition, and installation of infrastructure to support EV pilot operations, as well as project contingency. The budget requested is necessary to cover total project expenses; budget authority is needed to sign vendor contracts and move forward with implementation.</p>
1141998	Accessibility Equipment Improvements STANDALONE		\$817,333	<p>Scope: Accessibility Equipment Improvements - This project includes work to outfit each Operator Base and Training Center with (3) three different types of electric mobility wheelchairs traditionally used on Metro. This project also is requesting funds to procure an additional securement devices to be installed in the bus simulator at the Harborview Medical Center. Finally, funding is needed to support the documentation of an ADA transition plan and initial training on this new equipment.</p> <p>Description of Budget Request: The budget is based on cost estimates that include the procurement of additional mobility aids, cost to install an additional securement system, documenting the ADA transition plan, project staff and training time.</p>
1142317	Marine Zero Emission Vessel STANDALONE		\$2,000,000	<p>Scope: Marine Zero Emission Vessel - This project will replace the existing diesel powered 278 passenger ferry on the West Seattle route with two 150 passenger battery electric vessels. New innovations in battery technology enable battery electric powered vessels to have sufficient range and speed to maintain commuter schedules, while producing zero greenhouse gas emissions.</p> <p>Description of Budget Request: Funding requested for 2023-2024 will cover planning and design expenditures for this project.</p>
1144043	Trolley Bus Backup Battery Replacement STANDALONE		\$26,350,152	<p>Scope: Trolley Energy Storage System Replacement - Metro's bus fleet includes 174 electric trolley buses with a 26.1kWh LFP energy storage system (ESS) that allows the bus to be operated off-wire on battery power for short distances. The ESS batteries are recharged through connecting on-wire to the trolley overhead system and by regenerative braking. This project will purchase replacement energy storage system (ESS) units for 170 of Metro's trolleys. The replacement ESS will provide improved performance and off-wire capabilities. The remaining 4 vehicles will be upgraded through a separate pilot project.</p> <p>Description of Budget Request: The budget request was developed by estimating the cost of new ESS parts along with the labor to remove the existing ESS from the trolley fleet and installing the new ESS.</p>
1144087	Trolley Bus Budget PROGRAMMATIC		\$0	<p>Scope: Trolley Bus Replacement - This project funds the replacement of King County Metro's existing fleet of trolley buses.</p> <p>Description of Budget Request: No appropriation is requested for the 2023 -2024 biennium. Budget requests are planned for outyears, pending future CIP prioritization and funding levels.</p>

CAP Summary by Fund

Budget: 2023-2024 Biennial, Scenario: Executive Proposed, Agency: All, Fund: 3642 TRANSIT REVENUE FLEET CAPITAL, Cap Status: Approved, Is IT Proj? Both Yes and No

2023-2024 Biennial - Executive Proposed

1144097	DART Vehicles STANDALONE		\$12,333,921	<p>Scope: Dial a Ride Transit (DART) Vehicles - This project funds the purchase of vehicles for the Community Connections program which develops, tests, and evaluates new transportation services. These new transportation services often take advantage of innovative ideas, unique partnerships, or emerging technology. The solution set for each community pilot area varies depending on need, but often includes products and services that require the purchase of new vehicles. The Community Connections program is a program in which Metro Transit works with local governments and community partners to develop innovative and cost-efficient transportation solutions in areas of King County that don't have the infrastructure, density, or land use to support regular, fixed-route bus service.</p> <p>Description of Budget Request: Budget request supports approximately 50 vehicles needed from 2022 through 2024.</p>
3642 - TRANSIT REVENUE FLEET CAPITAL		Total	\$233,805,562	
Grand Total			\$233,805,562	

**2023-2024 Executive Proposed Financial Plan
Transit Fleet Capital / 00003642**

Capital Improvement Program (CIP) Budget						
		2021-2022 Estimated Ending Balance (Biennium ITD Balance)	2023-2024 Proposed	2023-2024 Total (Balance + Budget)	2025-2026 Projected	2027-2028 Projected
Capital Budget Revenue Sources						
Revenue Backing from Fund Balance		32,897,916	233,805,562	266,703,478	67,960,346	260,221,262
Sales Tax				-		40,965,883
Marine Property Tax						1,705,445
Grants						248,276,589
Interest Income						12,723,390
Miscellaneous						12,405,018
Total Capital Revenue		\$ 32,897,916	\$ 233,805,562	\$ 266,703,478	\$ 67,960,346	\$ 576,297,587
Capital Appropriation						
Hybrid Buses		17,038,798		17,038,798		
Trolley Buses			26,350,152	26,350,152		70,230,038
Battery Electric Buses		1,254,916	181,877,285	183,132,201	837,938	440,599,511
Vanpool, ADA, CAT, Alternative Services Vehicles		4,604,202	23,578,125	28,182,327	54,694,822	61,895,624
Marine Vehicles			2,000,000	2,000,000	12,427,586	
Emergent Needs Contingency		10,000,000		10,000,000		
Total Capital Appropriation		\$ 32,897,916	\$ 233,805,562	\$ 266,703,478	\$ 67,960,346	\$ 576,297,587

CIP Fund Financial Position						
	2021-2022 Biennial-to-Date Actuals	2021-2022 Estimated	2023-2024 Biennial to Date Actuals	2023-2024 Estimated	2025-2026 Projected	2027-2028 Projected
Beginning Fund Balance	\$ 259,892,953	\$ 259,892,953		\$ 306,903,329	\$ 346,054,966	\$ 264,002,699
Capital Funding Sources						
Sales Tax	34,370,530	80,905,897		41,724,236	18,515,528	40,965,883
Marine Property Tax	-	-		2,000,000	2,000,000	1,705,445
Grants	22,463,695	43,668,768		38,832,350	135,704,849	248,276,589
Interest Income	1,795,752	1,943,691		17,045,077	15,112,024	12,723,390
Miscellaneous	6,546,707	9,202,647		8,296,937	8,977,144	12,405,018
Total Capital Revenue	\$ 65,176,684	\$ 135,721,003	\$ -	\$ 107,898,600	\$ 180,309,544	\$ 316,076,325
Capital Expenditures						
Hybrid Buses	17,500	17,500		24,848,252	-	-
Trolley Buses	-	-		-	-	70,230,038
Battery Electric Buses	28,249,423	60,274,146		258,793	180,540,954	439,763,242
Vanpool, ADA, CAT, Alternative Services Vehicles	280,609	28,362,438		20,210,242	62,527,595	61,895,624
Marine Vehicles	-	-		2,000,000	12,000,000	4,000,000
FUND CONTINGENCY/Other	-	1,130,963		21,429,676	7,293,264	836,269
Total Capital Expenditures	\$ 28,547,532	\$ 89,785,047	\$ -	\$ 68,746,963	\$ 262,361,812	\$ 576,725,173
Estimated Underexpenditure				\$ -	\$ -	\$ -
Other Fund Transactions						
Debt Proceeds	-	-		-	-	150,000,000
Misc Balance Adjustment	1,074,420	1,074,420		-	-	-
Transfer to/from Operating	-	-		-	-	-
Ending Fund Balance	\$ 297,596,525	\$ 306,903,329	\$ -	\$ 346,054,966	\$ 264,002,699	\$ 153,353,850
Fund Balance Designated to Current Projects *		\$ 180,257,973	\$ -	\$ 163,960,069	\$ 107,931,386	\$ 59,486,515
Reserves						
Revenue Fleet Replacement Reserve		126,645,356		182,094,897	156,071,313	93,867,335
Total Reserves		\$ 126,645,356	\$ -	\$ 182,094,897	\$ 156,071,313	\$ 93,867,335
Projected Shortfall			-	-	-	-
Ending Undesignated Fund Balance		\$ -	\$ -	\$ -	\$ -	\$ -

CIP Budget:

2021-2022 Estimated Ending Balance column reflects the actual balances after 2021 closed and best estimate of the inception to date budget balances.

2023-2024 Proposed Budget is consistent with PIC for 2023-2024 Executive Proposed Budget.

2023-2024 Total Budget sums the Estimated Ending Balance Budget and the 2023-2024 Budget.

Outyear revenue and expenditure budget assumptions tie to the outyears of the Ordinance Attachment by Fund report in PIC, with exceptions explicitly noted.

Revenue Notes: Outyear revenue budgets reflect available fund balance and available sales tax distributions to support appropriation levels.

Appropriation Notes: Outyear appropriations represent planned requests to support projected spending.

CIP Fund Financial Position:

Biennial to Date (BTD) expenditures and revenue reflect EBS totals for budgetary accounts as of the most recent closed month.

2021-2022 Actuals reflect 2021-2022 amounts in EBS through May 2022.

2021-2022 Estimated column reflects the best estimate for the biennium based on actuals and is informed by the fund's spending plan.

Outyear revenue projections and expenditure estimates are based on the most recent projections and reflect current project plans.

Revenue Notes: Sales and Property tax distributions represent planned allocations of enterprise revenue to support fleet spending.

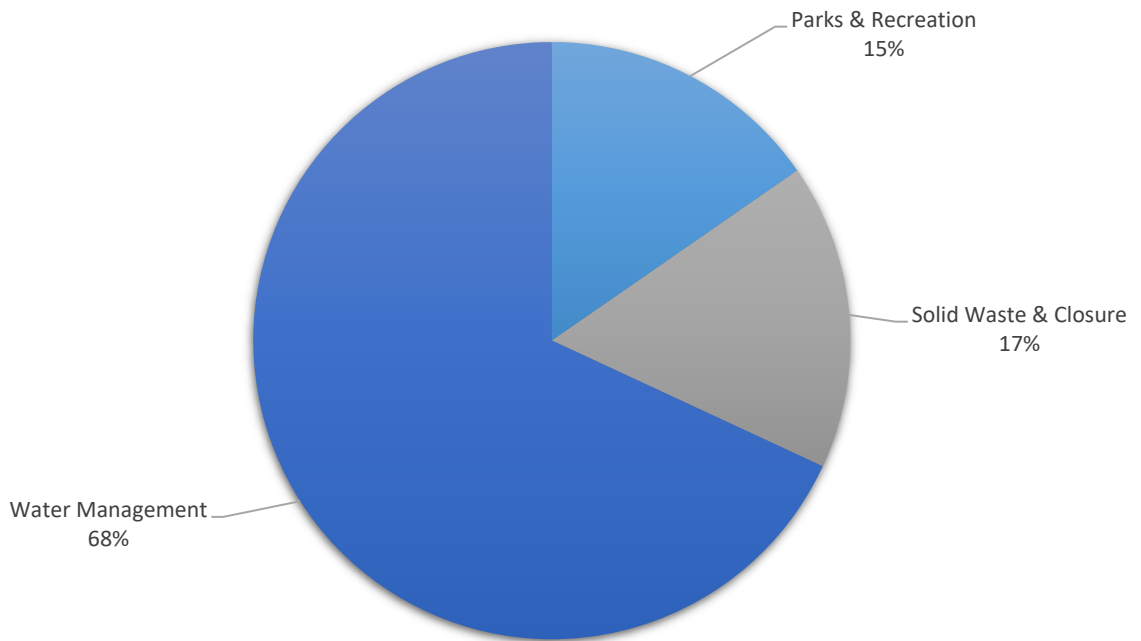
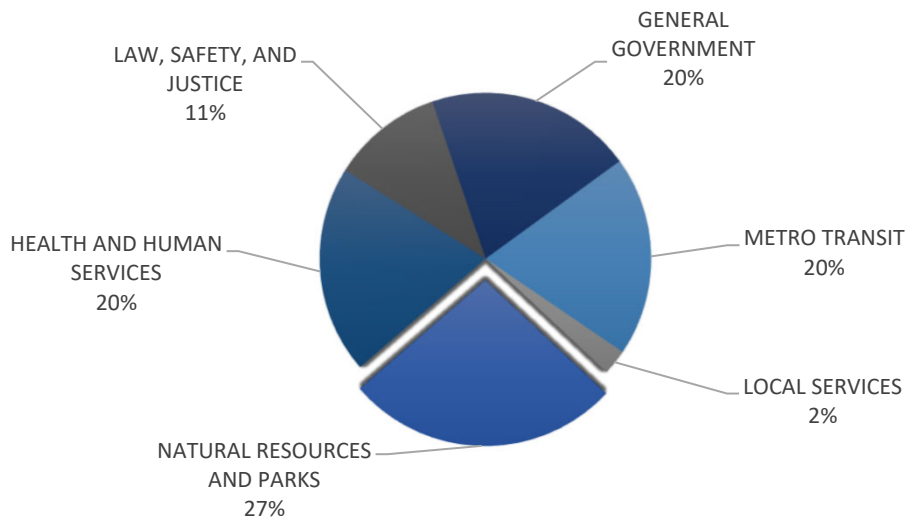
Expenditure Notes: Outyear expenditures are informed by fleet plan.

Reserve Notes: Replacement reserve represents fund balance designated to support future purchases. Portions of balance may be designated for current projects.

*Fund balance designated to current projects is for projects that are already appropriated. This fund balance cannot be used for other projects without disappropriating projects or creating a shortfall in the fund.

**NATURAL
RESOURCES
AND PARKS**

Natural Resources and Parks \$4.2 Billion



Organization of the Pie Chart: The following agencies were combined to make the pie chart more readable.

Parks & Recreation: Parks & Recreation, Youth Sports Facilities Grants, Open Space and Trails Levy

Solid Waste & Closure: DNR Admin., Solid Waste, Post-Closure Landfill Maintenance, Historic Preservation Program

Water Management: Water & Land Resources, Surface Water Management Local Drainage, Wastewater Treatment, Noxious Weeds, Flood Control District, Local Hazardous Waste

Due to rounding, figures may not add to 100%.

NATURAL RESOURCES AND PARKS DIRECTOR'S OFFICE

MISSION

The Department of Natural Resources and Parks provides regional parks and trails; protects the region's water, air, land, natural habitats and historic properties; and reduces, safely disposes of, and creates resources from wastewater and solid waste.

OVERVIEW

The Department of Natural Resources and Parks (DNRP) consists of four operating divisions: Parks and Recreation, Solid Waste (SWD), Wastewater Treatment (WTD), and Water and Land Resources (WLRD). The services DNRP provides are wide-ranging. Many programs are specialized, technical, and innovative, requiring a workforce that has the knowledge and skills that are both broad and deep.

The Director's Office of DNRP provides leadership, direction, oversight, and support to the divisions and the Historic Preservation Program. In addition to division leadership, the Director's Office manages Council relations for the department, provides media relations support for projects and initiatives, and oversees performance management. The Director's Office also supports the County's energy conservation and climate change initiatives in coordination with other departments and the proposed Executive Climate Office.

The Director's Office is organized into three main sections: DNRP Administration, the King County Historic Preservation Program (HPP), and the Strategic Climate Action Plan (SCAP) section. The SCAP is a countywide effort with elements housed in DNRP.

ADMINISTRATION

The Administration section provides leadership and oversight for DNRP's operating divisions and assists the divisions in meeting King County Strategic Plan goals. Over the next biennium, this section will: continue to provide direction and leadership to DNRP divisions on delivering products and services, advance partnerships and major county initiatives, and promote collaboration within the division. The Administration section collects an allocation from the agencies it serves to support its operations.

HISTORIC PRESERVATION PROGRAM

HPP is responsible for designating and protecting significant historic and archaeological sites within the unincorporated area of King County and in cities that have agreements with the County for these services. HPP will continue this work in the next biennium. HPP is funded primarily by a \$1 document recording fee surcharge accounted for in the Historical Preservation and Historic Programs Fund (HPPH) created in 2010.

STRATEGIC CLIMATE ACTION PLAN SECTION

The SCAP section promotes countywide climate goals including further reducing regional greenhouse gas emissions; taking action to prepare the County's infrastructure, services, and communities for climate change; and supporting resilience in communities disproportionately affected by climate change. This section is housed in DNRP but provides services across the County. This section's work is funded by various agencies through a climate allocation model that is based on greenhouse gas emissions of the paying agencies.

**2023-2024 Executive Proposed Operating Budget
DNRP ADMINISTRATION (EN_A38200)**

Operating Budget Summary	Expenditures	Revenues	Reg FTE	TLT
2021-2022 Revised Budget	17,638,259	16,683,216	27.0	2.0
Base Budget Adjustments	181,680	(318,156)	0.0	(1.0)
Decision Package Adjustments	1,812,403	3,267,469	4.0	0.0
2023-2024 Executive Proposed Budget	19,632,342	19,632,529	31.0	1.0
2023-2024 Executive Proposed Ordinance	19,633,000	19,633,000	31.0	1.5

Notes

1. The 2021-2022 Revised Budget equals the 2021-2022 Adopted Biennial Budget plus all Adopted Supplementals as of the publication of this document.
2. Adjust base budget to remove 2021-2022 one-time changes including those related to pandemic response, annualize supplemental changes, and update personnel rates. Personnel budgets reflect projected 2023-2024 salary and benefit rates, current position classifications, and step/merit increases.
3. The Executive Proposed Budget is the sum of the Revised Budget, Base Budget Adjustments, and Decision Package Adjustments. All FTEs/TLTs are rounded to the nearest 1/10th of a position and in some cases, rounded numbers may not add up to the FTE/TLT totals in Executive Proposed. In the Executive Proposed Ordinance, expenditure and revenue totals are rounded up to the nearest 1,000 and FTEs and TLTs are rounded up to the maximum monthly FTEs/TLTs in the Biennium.

Decision Package Adjustment Detail	Expenditures	Revenues	Reg FTE	TLT
Direct Service Changes				
(DS_001) Capital Project Management Training Program Add two positions and funding for consultant support to develop and administer a county-wide capital project management training and standardization program. The program is supported by contributions from each of the county capital programs.	1,975,781	1,975,781	2.0	0.0
(DS_002) Emergency Preparedness Coordinator Add a program manager to oversee and coordinate emergency management and preparedness for DNRP.	362,333	0	1.0	0.0
(DS_003) Administrator Add an administrator to serve as the central point of contact, liaison with staff, vendors, and various agencies regarding department central operations.	319,056	0	1.0	0.0
(DS_004) Transfer Climate Expenditures Transfer existing budget from the county-wide climate cost allocation to the proposed Executive Climate Office. See DS_004 in Office of the Executive and DS_004 in Executive Climate Office for corresponding changes.	(1,340,865)	0	0.0	0.0
(DS_006) Climate Cost Share Adjust the Climate Cost Share budget to reflect the work plan approved by the Climate Leadership Team.	394,669	0	0.0	0.0

**2023-2024 Executive Proposed Operating Budget
DNRP ADMINISTRATION (EN_A38200)**

Decision Package Adjustment Detail	Expenditures	Revenues	Reg FTE	TLT
(DS_008) Investments in Sustainable and Resilient Frontline Communities Add funding to support a Frontline Communities Climate Engagement Grant Program, consulting support, a temporary position to develop and implement the grant program and a Climate Justice Learning series, and resources to provide equitable frontline community stipends.	456,920	0	0.0	1.0
(DS_009) Green Jobs Strategy Investments Add resources to continue to develop an equitable green jobs strategy that includes robust community participation. Promote green high growth industry sectors in King County, green skill development for current county employees, career development and recruitment initiatives targeting youth and adults, and resources to develop a recruitment plan for underrepresented communities and integrating career pathways with King County agencies.	304,000	0	0.0	0.0
Administrative Service Changes				
(AC_001) Director's Office Reductions Reduce consulting, contract services, and intragovernmental charges to reflect historic spending patterns and efficiencies.	(120,016)	0	0.0	0.0
Technical Adjustments				
(TA_001) DNRP Overhead Revenue Adjustment Adjust revenues based on overhead allocation model for DNRP-Admin.	0	1,063,196	0.0	0.0
(TA_002) Special Projects Manager Reduction Remove salary and benefits in 2024 for a TLT special projects manager.	(191,354)	0	0.0	(1.0)
(TA_003) Climate Cost Share Revenue Adjustment Adjust revenues based on climate cost share allocation.	0	228,492	0.0	0.0
(TA_004) Green Jobs Recruiting Reduction Reduce funding by .50 FTE for a Department of Human Resources recruiter focused on Green Jobs.	(139,264)	0	0.0	0.0
(TA_005) Land Conservation Initiative Position Loan Out Adjustment Adjust expenditures to match loan out labor for LCI position moved to the director's office in the 2021 2nd Omnibus.	(365,127)	0	0.0	0.0
(TA_111) Overtime Account Adjustment Adjust Overtime account for GWI.	372	0	0.0	0.0
(TA_112) Temporary Account Adjustment Adjust Temporary account for GWI.	6,492	0	0.0	0.0

**2023-2024 Executive Proposed Operating Budget
 DNRP ADMINISTRATION (EN_A38200)**

Decision Package Adjustment Detail	Expenditures	Revenues	Reg FTE	TLT
(TA_113) Vacancy Rate Adjustment Capture salary savings from employee turnover, without reducing the FTE authority, to increase the accuracy of labor budgeting for this appropriation unit and provide greater transparency.	(59,000)	0	0.0	0.0
(TA_117) Strategic Sourcing Savings Capture savings from contracts strategically negotiated by Procurement.	(4,000)	0	0.0	0.0
Central Rate Adjustments	212,406	0	0.0	0.0
Total Decision Package Adjustments	1,812,403	3,267,469	4.0	0.0



**2023-2024 Proposed Financial Plan
DNRP ADMINISTRATION - 000001600**

Category	2021-2022 Estimate	2023-2024 Executive Proposed	2025-2026 Projected	2027-2028 Projected
Beginning Fund Balance	767,462	736,111	736,298	736,298
REVENUES				
FEDERAL SHARED REVENUES	38,465	0	0	0
GRANTS FROM LOCAL UNITS	306,852	0	0	0
CHARGE FOR SERVICES	13,568,169	14,219,168	14,461,486	15,421,717
MISCELLANEOUS REVENUE	25,037	0	0	0
INTEREST EARNINGS - R3611	9,638	0	0	0
TRANSFERS IN	3,209,088	5,413,361	5,871,436	6,183,794
TOTAL REVENUES	17,157,249	19,632,529	20,332,922	21,605,511
EXPENDITURES				
SALARIES/WAGES	9,353,824	9,359,932	9,624,624	10,123,688
PERSONNEL BENEFITS	2,539,418	2,828,776	2,871,547	3,020,445
SUPPLIES	52,799	154,500	129,473	136,361
SERVICES-OTHER CHARGES	1,903,274	3,831,686	4,135,599	4,567,092
INTRAGOVERNMENTAL SERVICES	3,169,912	3,325,140	3,436,273	3,615,442
CAPITAL EXPENDITURES	12,000	16,000	16,639	17,524
INTRAGOVERNMENTAL CONTRIBUTIONS	151,437	116,308	118,767	124,959
APPLIED OVERHEAD	5,936	0	0	0
TOTAL EXPENDITURES	17,188,600	19,632,342	20,332,922	21,605,511
OTHER FUND TRANSACTIONS				
Ending Fund Balance	736,111	736,298	736,298	736,298
Ending Undesignated Fund Balance	736,111	736,298	736,298	736,298

Financial Plan Footnotes:

- All financial plans have the following assumptions, unless otherwise noted in below rows: •2021-2022 Adopted Budget ties to PBCS.
- Outyear revenue and expenditure inflation assumptions are consistent with figures provided by PSB and/or OEFA.

Revenue Notes:

Charge for Service revenue represents revenue from the DNRP OH model. These revenues are projected to grow at the rate of related expenditures and not the BFPA rate for charge for service revenue.

Transfer In revenue represents revenue from the climate cost share and the Capital Project Management Work Group (CPMWG) Training program overhead model. Significant increase is due to creation of new CPMWG training program. These revenues are projected to grow at the rate of related expenditures and not the BFPA rate for internal transfer revenue.

Expenditure Notes:

Services cost growth is primarily to support the CPMWG training program.

Reserve Notes:

This fund is supported by internal transfers and does not carry any reserves

**2023-2024 Executive Proposed Operating Budget
HISTORIC PRESERVATION PROGRAM (EN_A84600)**

Operating Budget Summary	Expenditures	Revenues	Reg FTE	TLT
2021-2022 Revised Budget	1,218,120	956,213	4.0	0.0
Base Budget Adjustments	48,681	(9,327)	0.0	0.0
Decision Package Adjustments	75,397	312,803	1.0	0.0
2023-2024 Executive Proposed Budget	1,342,198	1,259,689	5.0	0.0
2023-2024 Executive Proposed Ordinance	1,343,000	1,260,000	5.0	0.0

Notes

1. The 2021-2022 Revised Budget equals the 2021-2022 Adopted Biennial Budget plus all Adopted Supplementals as of the publication of this document.

2. Adjust base budget to remove 2021-2022 one-time changes including those related to pandemic response, annualize supplemental changes, and update personnel rates. Personnel budgets reflect projected 2023-2024 salary and benefit rates, current position classifications, and step/merit increases.

3. The Executive Proposed Budget is the sum of the Revised Budget, Base Budget Adjustments, and Decision Package Adjustments. All FTEs/TLTs are rounded to the nearest 1/10th of a position and in some cases, rounded numbers may not add up to the FTE/TLT totals in Executive Proposed. In the Executive Proposed Ordinance, expenditure and revenue totals are rounded up to the nearest 1,000 and FTEs and TLTs are rounded up to the maximum monthly FTEs/TLTs in the Biennium.

Decision Package Adjustment Detail	Expenditures	Revenues	Reg FTE	TLT
Direct Service Changes				
(DS_001) Archaeologist Add an archaeologist to meet the demand for cultural resources reviews requested by King County agencies.	39,816	0	1.0	0.0
(DS_002) General Fund Contribution for the Historic Preservation Officer Add a General Fund contribution to fund the Historic Preservation Officer, augment projected shortfalls of HPP revenue source (the document filing fee), and stabilize HPP's funding.	0	365,126	0.0	0.0
Technical Adjustments				
(TA_001) Position Reclassification Update classification for a position that was reclassified effective May 2022.	34,933	0	0.0	0.0
(TA_050) Revenue Adjustments Revise budgeted revenues to match current forecast.	0	(52,323)	0.0	0.0
(TA_117) Strategic Sourcing Savings Capture savings from contracts strategically negotiated by Procurement.	(200)	0	0.0	0.0
Central Rate Adjustments	848	0	0.0	0.0
Total Decision Package Adjustments	75,397	312,803	1.0	0.0



**2023-2024 Proposed Financial Plan
HISTORCL PRSRVTN & H PRGM - 000001471**

Category	2021-2022 Estimate	2023-2024 Executive Proposed	2025-2026 Projected	2027-2028 Projected
Beginning Fund Balance	499,305	454,327	371,818	291,701
REVENUES				
FEDERAL GRANTS INDIRECT - R3330	17,081	0	0	0
STATE GRANTS - R3340	0	10,000	0	0
GRANTS FROM LOCAL UNITS - R3370	22,544	14,000	14,000	14,000
CHARGE FOR SERVICES - R3410	1,065,532	860,163	918,495	952,271
MISCELLANEOUS REVENUE - R3600	289	0	0	0
INTEREST EARNINGS - R3611	5,541	10,400	9,100	5,200
TRANSFERS IN - R3901	0	365,126	365,126	365,126
TOTAL REVENUES	1,110,987	1,259,689	1,306,721	1,336,597
EXPENDITURES				
SALARIES/WAGES - 51100	792,034	706,937	735,214	773,337
PERSONNEL BENEFITS - 51300	315,820	427,585	438,717	461,465
SUPPLIES - 52000	1,527	2,300	2,392	2,519
SERVICES-OTHER CHARGES - 53000	53,243	42,400	44,094	46,439
INTRAGOVERNMENTAL SERVICES - 55000	130,710	161,900	165,322	173,942
INTRAGOVERNMENTAL CONTRIBUTIONS - 58000	4,467	1,076	1,099	1,156
APPLIED OVERHEAD - 82000	-141,836	0	0	0
TOTAL EXPENDITURES	1,155,965	1,342,198	1,386,838	1,458,858
OTHER FUND TRANSACTIONS				
Ending Fund Balance	454,327	371,818	291,701	169,440
Rainy Day Reserve (30 Days)	47,505	55,159	56,993	59,953
Reserve Shortfall	0	0	0	0
Ending Undesignated Fund Balance	406,822	316,659	234,708	109,487

Financial Plan Footnotes:

•All financial plans have the following assumptions, unless otherwise noted in below rows:•2023-2024 Proposed Budget ties to PBCS and matches 2023-2024 Estimated. •Outyear revenue and expenditure inflation assumptions are consistent with figures provided by PSB BFPA guidance.

Revenue Notes:

Charge for service revenue reflects revenue from document recording fees, one dollar of which is dedicated to historic preservation programs by state law. Revenue for Document Recording fee revenues through 2028 are based on most recent OEFA projections (August 2022).

Expenditure Notes:

Applied overhead contra expenditures are subtracted from total expenditure to reflect the value of employee benefits for time spent working on projects for other funds.

Reserve Notes:

The rainy day reserve amount is set by calculating average budgeted expenditures over 30 days.

PARKS AND RECREATION DIVISION

MISSION

The Parks and Recreation Division stewards, enhances, and acquires parks to inspire a healthy community.

OVERVIEW

Affectionately known as "Your Big Backyard," the Parks and Recreation Division of the Department of Natural Resources and Parks (DNRP) stewards more than 200 parks, 175 miles of regional trails, 215 miles of backcountry trails, and more than 32,000 acres of open space, including Marymoor Park, Cougar Mountain Regional Wildland Park, and the Weyerhaeuser King County Aquatic Center. By cultivating strong relationships with nonprofit, corporate, and community partners, Parks provides recreational opportunities for King County residents and protects the region's public lands, leaving a legacy for future generations.

King County voters approved the 2020-2025 King County Parks, Recreation, Trails, and Open Space Levy in August 2019. The revenue generated by the levy provides more than 80 percent of the division's operating revenues, as well as the majority of the division's capital funding. Proceeds from the levy are used to:

- Operate and maintain the King County Park system.
- Build and design regional trails, including missing links and crossings over rivers and highways.
- Acquire more open space lands that provide recreation opportunities for people and protect forest lands, water quality, and habitat for fish and wildlife.
- Administer grant programs to expand access to parks, trails, and recreation.

The levy also directly supports parks in King County's cities, the Woodland Park Zoo, and the Seattle Aquarium.

**2023-2024 Executive Proposed Operating Budget
PARKS AND RECREATION (EN_A64000)**

Operating Budget Summary	Expenditures	Revenues	Reg FTE	TLT
2021-2022 Revised Budget	112,710,706	99,534,060	288.1	(1.0)
Base Budget Adjustments	4,340,240	4,182,166	(3.1)	1.0
Decision Package Adjustments	22,278,836	25,912,298	41.3	15.0
2023-2024 Executive Proposed Budget	139,329,782	129,628,524	326.3	15.0
2023-2024 Executive Proposed Ordinance	139,330,000	129,629,000	326.3	15.5

Notes

1. The 2021-2022 Revised Budget equals the 2021-2022 Adopted Biennial Budget plus all Adopted Supplementals as of the publication of this document.

2. Adjust base budget to remove 2021-2022 one-time changes including those related to pandemic response, annualize supplemental changes, and update personnel rates. Personnel budgets reflect projected 2023-2024 salary and benefit rates, current position classifications, and step/merit increases.

3. The Executive Proposed Budget is the sum of the Revised Budget, Base Budget Adjustments, and Decision Package Adjustments. All FTEs/TLTs are rounded to the nearest 1/10th of a position and in some cases, rounded numbers may not add up to the FTE/TLT totals in Executive Proposed. In the Executive Proposed Ordinance, expenditure and revenue totals are rounded up to the nearest 1,000 and FTEs and TLTs are rounded up to the maximum monthly FTEs/TLTs in the Biennium.

Decision Package Adjustment Detail	Expenditures	Revenues	Reg FTE	TLT
Direct Service Changes				
(DS_001) Parks Operations and Maintenance Program Delivery Convert ten TLT positions and add five FTEs for Operations and Maintenance staffing in order to successfully accomplish current and future levy commitments. This continuation and expansion will address backlog work, optimize personnel costs, and increase staff's ability to modernize systems and processes to meet internal and external regulatory compliance expectations.	4,006,128	0	15.0	0.0
(DS_002) Parks Capital Improvement Projects Delivery Convert seven TLT positions to FTEs and add two additional TLTs for technical and contracts support in order to maintain and enhance capital project delivery. The positions will continue to be fully funded by the capital improvement program in Parks Capital Fund 3160 and 3581.	2,885,896	0	7.0	2.0
(DS_004) Community Investments Levy Grants Program Delivery Convert five TLT positions to continue the management and disbursement of levy grant investments.	1,422,379	0	5.0	0.0

**2023-2024 Executive Proposed Operating Budget
PARKS AND RECREATION (EN_A64000)**

Decision Package Adjustment Detail	Expenditures	Revenues	Reg FTE	TLT
(DS_005) Forestry Program Expansion Add seven FTEs to expand the Forestry Program to accelerate forest restoration on County-owned land in support of Strategic Climate Action Plan initiatives, accomplish 3 Million Trees targets, and implement wildfire risk reduction strategies.	1,750,636	0	7.0	0.0
(DS_006) Teen Program Expansion at Skyway Park Expand teen programming to Skyway Park to foster a safe, positive place for local youth to partake in recreational and educational programs. Add staff capacity to support this work.	667,845	0	1.3	0.0
(DS_007) Language Access Translation and Interpretation Services Add resources to provide interpretation and translation services, as required by King County Ordinance 18665.	200,000	0	0.0	0.0
(DS_008) Fish Passage Restoration Program Staffing Add budget authority to FTEs approved in the 3rd Omnibus for the acceleration of capital project delivery for parks infrastructure investments in the Fish Passage Restoration Program.	1,906,880	0	0.0	0.0
(DS_009) Parks Encampment Clean-up Program Expansion Expand the encampment clean-up program to provide funding for an outside contractor to remove debris left behind from the removal of unauthorized camps to enable property restoration efforts.	200,000	0	0.0	0.0
(DS_010) Sports Tourism (CFLR Funded) Reappropriate CLFR funding to continue the Youth Sports Tourism grant award process.	500,000	500,000	0.0	0.0
(DS_012) Personal Locator Beacon Lending Program Develop an implementation plan and pilot program for a personal locator beacon lending program in collaboration with King County Search and Rescue, the King County Sheriff's Office, and parks partners, as requested in Motion 16157. Funding will cover the cost of a consultant/partner to complete the implementation plan, equipment, and a part-time staff member to implement the pilot program according to Motion 16157.	173,425	0	0.0	0.0
(DS_013) King County Search and Rescue Program Support Provide additional funding for King County Search and Rescue for full-time program staffing.	200,000	0	0.0	0.0
(DS_014) Washington State University Cooperative Extension and 4-H Program Support Provide additional funding for the WSU Cooperative and 4-H program. The reimbursable funding will fund staffing costs.	102,000	0	0.0	0.0

**2023-2024 Executive Proposed Operating Budget
PARKS AND RECREATION (EN_A64000)**

Decision Package Adjustment Detail	Expenditures	Revenues	Reg FTE	TLT
(DS_015) Parks District Staffing and Maintenance Add program resources to Parks Operations to support Parks standards and maintenance service levels. The requested thirteen TLT positions will re-establish system-wide maintenance compliance work and conduct ongoing evaluation of service levels.	4,760,646	0	0.0	13.0
(DS_016) Human Resources Staffing Support Add a human resource analyst to support Parks Operations recruitments, workforce planning, and staffing standards.	277,451	0	1.0	0.0
(DS_017) Seasonal Operations Staffing and Program Support Convert four temporary/seasonal parks specialist positions to FTE parks specialist positions for year-round operations and maintenance and provide appropriation for supplies and services.	1,476,464	0	4.0	0.0
(DS_120) Central Climate Change Cost Update Adjust the share of the central climate-related costs for 2023-2024. These costs include investments to advance the Strategic Climate Action Plan (SCAP), membership fees in climate related organizations, development and implementation of the countywide Green Jobs Strategy, as well as central staff to help agencies across the County with climate related activities. The allocation methodology is based on operational greenhouse gas emissions.	3,538	0	0.0	0.0
Technical Adjustments				
(TA_001) Reverse Proforma Net-Zero Adjustments Reverse Net-Zero Adjustments made during Proforma which contained errors.	0	0	0.0	0.0
(TA_002) Net-Zero Budget Adjustments Net-zero budget adjustments to properly re-align cost center budgets.	0	0	0.0	0.0
(TA_003) Technical Staff Correction Technical adjustment to add a position unaccounted for in the data interface from PeopleSoft to PBCS during the 2022 HCM Validation.	404,931	0	1.0	0.0
(TA_005) Loan-In/Loan-Out Adjustment Biennial adjustment to loan-in and loan-out accounts to adjust for projected FTE levels and current labor costs.	47,426	0	0.0	0.0
(TA_050) Revenue Adjustments Revise budgeted revenues to match current forecast.	0	25,412,298	0.0	0.0
(TA_111) Overtime Account Adjustment Adjust Overtime account for GWI.	65,062	0	0.0	0.0
(TA_112) Temporary Account Adjustment Adjust Temporary account for GWI.	390,492	0	0.0	0.0

**2023-2024 Executive Proposed Operating Budget
 PARKS AND RECREATION (EN_A64000)**

Decision Package Adjustment Detail	Expenditures	Revenues	Reg FTE	TLT
(TA_113) Vacancy Rate Adjustment Capture salary savings from employee turnover, without reducing the FTE authority, to increase the accuracy of labor budgeting for this appropriation unit and provide greater transparency.	(986,000)	0	0.0	0.0
(TA_117) Strategic Sourcing Savings Capture savings from contracts strategically negotiated by Procurement.	(26,000)	0	0.0	0.0
Central Rate Adjustments	1,849,637	0	0.0	0.0
Total Decision Package Adjustments	22,278,836	25,912,298	41.3	15.0

**2023 - 2024 Proposed Financial Plan
Parks Operating Fund / 000001451**

Category	2021-2022 Estimated	2023-2024 Proposed	2025-2026 Projected	2027-2028 Projected
Beginning Fund Balance	22,349,688	21,311,747	18,576,359	-
Revenues				
Parks Levy	91,036,165	120,603,616	65,814,000	-
Business Revenue	6,363,998	6,815,020	3,303,000	-
Federal Shared Revenues	-	500,000	-	-
Levy Administration Fee	1,496,715	1,517,888	658,000	-
Interest Earnings and Other Miscellaneous	236,000	192,000	99,000	-
Total Revenues	99,132,878	129,628,524	69,874,000	-
Expenditures				
Parks Operations and Maintenance	100,566,701	134,373,409	84,915,359	-
Targeted Equity Grants (Healthy Communities and Parks)	4,476,266	3,754,373	1,769,000	-
WSU Cooperative / 4-H	200,000	302,000	151,000	-
King County Search and Rescue	200,000	400,000	200,000	-
COVID 9 Grant	-	500,000	-	-
Total Expenditures	105,442,967	139,329,782	87,035,359	-
Estimated Underexpenditures	5,272,148	6,965,870	-	-
Other Fund Transactions				
Fund Balance Adjustment	-	-	1,415,000	-
Total Other Fund Transactions	-	-	1,415,000	-
Ending Fund Balance	21,311,747	18,576,359	-	-
Reserves				
Cash Flow Reserve	13,242,871	13,699,832	-	-
Expenditure Contingency Reserve	-	1,873,029	-	-
Targeted Equity Grants Carry Forward	3,581,013	3,003,498	-	-
Total Reserves	16,823,884	18,576,359	-	-
Reserve Shortfall	-	-	-	-
Ending Undesignated Fund Balance	4,487,864	-	-	-

Financial Plan Notes

All financial plans have the following assumptions, unless otherwise noted in below rows.

2021-2022 Estimated is based on the adopted and revised budget.

Outyear revenue and expenditure inflation assumptions are consistent with figures provided by PSB's BFPA guidance.

Revenues Notes:

- The current Parks Levy expires at the end of 2025. In keeping with standard practice for levy-funded agencies, this financial plan shows one year of the 25-26 biennium for revenue collection. The financial plan will be updated when more information about 2026 onward is available.
- 2021-2022 estimated is influenced by carry forward from the final year of the 2014-2019 King County Parks Levy, transferred to this fund. Levy estimates are based on the August 2022 OEFA forecast and the Fund 1454 financial plan.

- Business revenue includes user fees and entrepreneurial efforts to support the park system and reduce the burden on taxpayers. Starting in 2020, the target reset to \$5.5 million and is expected to grow one percent annually. Public health measures in response to COVID-19 impacted business revenue forecasts in 2020 and early 2021. Business revenue is expected to slowly recover in 2021-2022, and is between one-half to two-thirds of the business revenue originally planned when developing the 2020-2025 Parks Levy.

Expenditure Notes:

- Funding for Targeted Equity Grants through the operating fund started in 2020. This is a program through which King County provides monies in order to achieve equitable opportunities and access to public parks and recreation for underserved communities.
- Parks will continue to contribute \$100,000/year, on a reimbursement basis, to the Washington State University Cooperative Extension in order to operate the 4-H program in King County as initiated in 2020. The 23-24 Executive proposed budget includes an increase to this contribution.
- Parks will continue to contribute \$100,000/year, on a reimbursement basis, to King County Search and Rescue Association as initiated in 2020. The 23-24 Executive proposed budget includes an increase to this contribution.
- Estimated underexpenditure is 5% of the total budget based on historical spending patterns and expenditure targets.
- The current Parks Levy expires at the end of 2025. Spending for the 2025-26 biennium includes the forecasted 2025 spending, and the draw down of any remaining balance in 2026. This is intended to represent spending that would occur during the transition between levies (if a new one is adopted by Council). The financial plan will be updated when more information about 2026 onward is available.
- The fund isn't expected to carry over any 2020-2025 levy funds into the 2027-2028 biennium. Anything forecasted as carryover based on outyear spending estimates is shown in the Fund Balance Adjustment. This number was estimated based on historic carryover for the Targeted Equity grants.

Reserve Notes:

- Cash Flow Reserve is set to three-months of budgeted expenditures, in compliance with Motion 13764, because the main revenue for this fund is a property tax which is collected in the second quarter of each year. This reserve stabilizes the fund's cash balance from dipping below zero before the property tax payments are made in April and October.
- Expenditure Contingency Reserve reserves funding for operational costs that may grow faster (~10-20 percent) in comparison to the outyear growth rates provided by PSB (~3 percent). For example between 2014-2019, Parks' share of central county services has grown faster than average due to the agency taking on a larger scope of work. Central county services includes computer workstations, legal support, and the coordinating financial transactions.
- Targeted Equity Grants Carry Forward reserves funding for the Targeted Equity Grants program that is not expected to be spent. Funds carry forward is reappropriated and shown in reserves.

Last Updated by Elka Peterson Horner on September 14, 2022 using data from PBCS and BFPA assumptions.

**2023-2024 Executive Proposed Operating Budget
PARKS RECREATION TRAILS OPEN SPACE LEVY (EN_A64300)**

Operating Budget Summary	Expenditures	Revenues	Reg FTE	TLT
2021-2022 Revised Budget	255,246,794	253,414,198	0.0	0.0
Base Budget Adjustments	(5,402,216)	11,333,296	0.0	0.0
Decision Package Adjustments	58,818,025	43,797,696	0.0	0.0
2023-2024 Executive Proposed Budget	308,662,603	308,545,190	0.0	0.0
2023-2024 Executive Proposed Ordinance	308,663,000	308,546,000	0.0	0.0

Notes

1. The 2021-2022 Revised Budget equals the 2021-2022 Adopted Biennial Budget plus all Adopted Supplementals as of the publication of this document.

2. Adjust base budget to remove 2021-2022 one-time changes including those related to pandemic response, annualize supplemental changes, and update personnel rates. Personnel budgets reflect projected 2023-2024 salary and benefit rates, current position classifications, and step/merit increases.

3. The Executive Proposed Budget is the sum of the Revised Budget, Base Budget Adjustments, and Decision Package Adjustments. All FTEs/TLTs are rounded to the nearest 1/10th of a position and in some cases, rounded numbers may not add up to the FTE/TLT totals in Executive Proposed. In the Executive Proposed Ordinance, expenditure and revenue totals are rounded up to the nearest 1,000 and FTEs and TLTs are rounded up to the maximum monthly FTEs/TLTs in the Biennium.

Decision Package Adjustment Detail	Expenditures	Revenues	Reg FTE	TLT
Administrative Service Changes				
(AC_001) 2021-2022 Parks Levy Proceeds Disbursement Update expenditure accounts to distribute the 2023-2024 proceeds from the 2020-2025 Parks, Recreation, Trails, and Open Space Levy. The disbursement also includes the estimated ending fund balance from 2022.	58,818,025	0	0.0	0.0
Technical Adjustments				
(TA_050) Revenue Adjustments Revise budgeted revenues to match current forecast from the Office of Economic and Financial Analysis.	0	43,797,696	0.0	0.0
Total Decision Package Adjustments	58,818,025	43,797,696	0.0	0.0

**2023 - 2024 Proposed Financial Plan
Parks Recreation Trails Open Space Levy / 000001454**

Category	2021-2022 Estimated	2023-2024 Proposed	2025-2026 Projected	2027-2028 Projected
Beginning Fund Balance	1,832,594	117,415	-	-
Revenues				
2020-2025 Parks Levy Proceeds	252,231,616	307,085,190	167,302,542	-
Interest Earnings, Miscellaneous	1,300,000	1,460,000	-	-
Total Revenues	253,531,616	308,545,190	167,302,542	-
Expenditures				
Seattle Aquarium	4,008,907	2,049,343	-	-
Public Pools Capital Grants	15,934,136	15,977,422	8,663,442	-
Open Space River Corridors Grants	7,713,340	8,153,231	4,420,929	-
King County Parks Operating Fund	91,036,165	120,603,616	65,813,952	-
King County Parks Capital Fund	106,967,493	125,156,252	68,355,857	-
Cities within King County	18,207,233	22,598,608	12,337,454	-
Woodland Park Zoo	11,379,521	14,124,133	7,710,908	-
Total Expenditures	255,246,795	308,662,605	167,302,542	-
Estimated Underexpenditures	-	-	-	-
Other Fund Transactions				
Total Other Fund Transactions	-	-	-	-
Ending Fund Balance	117,415	-	-	-
Reserves				
Total Reserves	-	-	-	-
Reserve Shortfall	-	-	-	-
Ending Undesignated Fund Balance	117,415	-	-	-

Financial Plan Notes

All financial plans have the following assumptions, unless otherwise noted in the rows below.

2023-2024 Proposed Budget ties to PBCS and matches 2023-2024 Estimated.

Outyear revenue and expenditure inflation assumptions are consistent with figures provided by PSB's BFPA guidance.

The plan shows one year in the 25-26 biennium due to the end of the current Parks Levy in 2025. Similarly, there are no estimates for 2027-2028 Projected due to the end of the current Parks Levy in 2025.

Revenue Notes:

- The first year levy rate of 18.32¢ per \$1000 assessed value (AV). Subsequent revenue is calculated as prior year collections multiplied by the limit factor, plus revenue from new construction built during the year. Forecast assumptions for assessed value, new construction, local inflation (CPI-W), and population growth are from the August 2022 OEFA and PSB projections.
- Limit factor is the percentage rate annual collections are allowed to grow. For this proposal, it is the combined percentage change in the Seattle consumer price index for wage earners (CPI-W) and estimated population growth in King County.
- Gross levy proceeds are total revenues estimated to be generated with a 18.32¢ levy rate and includes the exemption of qualifying households per RCW 84.36.381.
- The County assumes a one percent under collection rate assumed countywide for property taxes.

Expenditure Notes:

- Economic projections for the 2020-2025 Parks Levy declined by approximately 4 percent since the enacting ordinance was adopted. As a result, each expenditure category in the above financial plan is subsequently decreased by approximately 4 percent, compared to initial estimates.
- As noted in the following footnotes, expenditure rows also include the amount retained by King County Parks for expenditures related to the administration and distribution of levy proceeds, also known as the levy administration fee.

- The 2020-2025 Levy allows up to \$8 million of total levy revenue for the Seattle Aquarium.
- The 2020-2025 Levy allows up to \$44 million of total levy revenue for publicly owned pools (1% is retained in the fund for expenditures related to administration and distribution of levy proceeds). From this amount, \$8 million is allocated for capital improvements for the King County Aquatic Center.
- The 2020-2025 Levy allows up to \$22 million of total levy revenue for integrated floodplain management capital improvement projects (1% is retained in the fund for expenditures related to administration and distribution of levy proceeds).
- 40% of the remaining revenue funds King County Parks operations and maintenance, targeted equity grants, and support for King County 4-H, King County Fair, and King County Search and Rescue. The increase in the Parks Operating Fund transfer between 2021-22 and 2023-24 can be attributed to an increase in forecasted Parks Levy revenue (per August 2022 OEFA) and continued rebalancing to ensure parity in the levy categories.
- 47% of the remaining revenue funds: continued and expanded regional trail development; open space acquisition and stewardship; community partnerships and grants; and recreation repair and renovation, including play areas, ballfields, and backcountry trails (1% is retained in the fund for expenditures related to administration and distribution of levy proceeds).
- 8% of the remaining revenue is distributed to the cities in King County (1% is retained in the fund for expenditures related to administration and distribution of levy proceeds).
- 5% of the remaining revenue is distributed to the Woodland Park Zoo (0.5% is retained in the fund for expenditures related to administration and distribution of levy proceeds).

Reserve Notes:

- The purpose of this fund is to distribute levy proceeds to various organizations. There are no reserves for this fund.

This plan was updated by Elka Peterson Horner on September 7, 2022.

CAP Summary by Fund

Budget: 2023-2024 Biennial, Scenario: Executive Proposed, Agency: All, Fund: 3581 PARKS CAPITAL, Cap Status: All, Is IT Proj? Both Yes and No

2023-2024 Biennial - Executive Proposed

3581 PARKS CAPITAL - Parks and Recreation				
Project Number	Project Name Class Code	Tech Adj	FY23-24	Narratives
1044590	Parks Bear Creek Waterways Acquisition STANDALONE		\$800,000	Scope: Bear Creek Waterways - This project will acquire properties in the Bear Creek watershed to fill gaps in public ownership along creeks, provide open space connectivity, and preserve regionally significant Chinook spawning habitat. Description of Budget Request: 2023 Budget: This year, King County seeks to acquire six parcels next to Paradise Lake Natural Area, totaling 79 acres and spanning 3,300 lineal feet of tributary to Bear Creek
1044592	Auditor Capital Project Oversight - Fund 3581 ADMIN	✓	\$67,008	Scope: The budget requested will support the County Council Auditors office body of work and recommendations. Description of Budget Request: Biennial allocation to Auditor's Office Capital Project Oversight.
1044750	Parks Mitchell Hill Forest Additions STANDALONE		\$687,500	Scope: Mitchell Hill Forest Additions - This project builds on a multi-year effort to add to thousands of acres of permanently conserved public land east of Issaquah. Description of Budget Request: 2023 Budget: This year's proposal targets 60 acres on three parcels of upland forest containing headwater streams that flow to the East Fork of Patterson Creek
1044835	Parks Regional Open Space Initiative PROGRAMMATIC		\$15,726,332	Scope: Parks Regional Open Space Initiative: The project will preserve and restore natural lands throughout the county, providing environmental benefits and recreational opportunities that will enhance the quality of life for King County residents. Project proposals are consistent with the Conservation Futures Tax (CFT) Committee recommendations. The funds are a placeholder for the CFT Committee recommendations for the second year of the biennium to be specified and allocated in a future omnibus. Description of Budget Request: This appropriation of Parks Levy revenue will allow the Conservation Futures Tax (CFT) Citizen Committee to make its 2024 recommendations. This appropriation will be disappropriated in the 2023-2024 2nd Omnibus and transferred to individual acquisitions based on the CFT Committee awards.
1044912	Soos Creek Regional Trail PROGRAMMATIC		\$3,293,560	Scope: Soos Creek Regional Trail - This current scope of work entails completing final design for a segment of trail that extends north from the current trail terminus at SE 192nd Street and extends north across SE 192nd Street making connections to both SE 186th St as well as a backcountry connection to Boulevard Lane Park. A portion of this work (approximately 500 lineal feet) will be either constructed or funded through a private developer agreement. Another portion of the trail segment (approximately 350 lineal feet) passes through the private development. Description of Budget Request: This request is for the remainder of the six-year Parks Levy allocation which will support completing final design and construction of the Soos Creek Trail segment from SE 192nd St to SE 186th St.

CAP Summary by Fund

Budget: 2023-2024 Biennial, Scenario: Executive Proposed, Agency: All, Fund: 3581 PARKS CAPITAL, Cap Status: All, Is IT Proj? Both Yes and No

2023-2024 Biennial - Executive Proposed

1112621	Lake to Sound Trail PROGRAMMATIC		\$8,600,000	<p>Scope: A a multi-jurisdiction, multiple segment trail that extends 16 miles from the mouth of the Cedar River at Lake Washington in Renton to Des Moines Beach Park on Puget Sound. This type of multijurisdictional trail requires years of coordination and advanced planning. Segments of the trail will advance on individual timelines.</p> <p>Description of Budget Request: As detailed in the 2022 Parks Levy Reallocation Report, this request reallocates \$5 million of construction funding from Segments D and E to fill a funding gap on Segment C in Burien caused by pandemic project delays and sharp construction inflation. The reallocation aligns funds with project readiness and efforts by the City of Renton and will support final design for Segments D, E, and F.</p>
1120085	Green to Cedar River Trail PROGRAMMATIC		\$3,700,000	<p>Scope: Green to Cedar Rivers Trail - This program funds multiple segments including preliminary design, final design, and implementation of the Green to Cedar (G2C) Rivers Trail, an 11 mile regional trail corridor in South King County linking Renton to Black Diamond. Portions of the corridor are currently developed as a soft-surface trail and other sections in the south end are undeveloped, forested open space. In accordance with a Council proviso in the 2020 budget, the proposed trail development project will complete the G2C South Segment which will extend from Kent Kangley Road south to the Black Diamond Open Space.</p> <p>Description of Budget Request: This request is for funding to complete final design and any acquisitions that are necessary for the Interim Trail South project.</p>
1121155	Eastrail Parent Project PKS M: EASTRAIL (ERC)		\$9,052,245	<p>Scope: Parks Eastrail: a phased capital program that will construct approximately 16 miles of paved shared use path connecting Renton, Bellevue, Kirkland, Woodinville, and Redmond. In addition to connecting communities, the trail will also connect existing regional trails including the I-90 Trail, SR 520 Trail, Sammamish River Trail, Cedar River Trail, and Lake to Sound trail. The overall program includes rehabilitation of several major structures including the Wilburton Trestle, a new crossing over NE 8th St. in Bellevue, a bridge over the Wilburton "Gap" by Washington State Department of Transportation (WSDOT) which includes partial funding support by King County, and renovation of a steel railroad bridge over I-90. As part of its phased implementation, portions of the trail will be constructed as interim (soft surface) trail to support limited use until funding for full construction is available.</p> <p>Description of Budget Request: Additional appropriation will support Eastrail program management and the implementation phase of the Wilburton Trestle Rehabilitation project.</p>
1121443	Trailhead Development and Access PROGRAMMATIC		\$1,499,217	<p>Scope: Trailhead Development and Access - The scope of this project includes needed trailhead and access development at park/trail locations throughout the King County Parks system to provide access to 250 miles of maintained backcountry trails. Projects may be constructed via pass-through funding agreements with cities, parks districts, or other partners.</p> <p>Description of Budget Request: Projects funded in this biennium include design and construction of a new trailhead on Rattlesnake Mountain near North Bend and planning for expanding the trailhead at Frog Holler Forest on Vashon Island, both of which are levy commitments.</p>

CAP Summary by Fund

Budget: 2023-2024 Biennial, Scenario: Executive Proposed, Agency: All, Fund: 3581 PARKS CAPITAL, Cap Status: All, Is IT Proj? Both Yes and No

2023-2024 Biennial - Executive Proposed

1121455	Regional Trail System Mobility Connections PROGRAMMATIC	✓	(\$611,506)	<p>Scope: Regional Trail System (RTS) Mobility Connections (MCs) - are defined in the Regional Trail System Network Vision (2012) as connections from existing and planned regional trails to important destinations - transit centers, city centers, and other important locations. This master program will investigate the feasibility of designing and implementing these bicycle and pedestrian links within King County's urban areas and, where appropriate, will partner with other public agencies to design and construct them. In addition, this program supports continued planning efforts in coordination with Sound Transit and the Downtown Redmond Link Extension Project to integrate nonmotorized connectivity to their nearby facilities.</p> <p>Description of Budget Request: Disappropriate balance from legacy program. Remaining subproject (#1141385) will spend-down balance in 2023.</p>
1121497	King County Aquatic Center Program PROGRAMMATIC		\$3,200,000	<p>Scope: The Weyerhaeuser King County Aquatic Center (KCAC) was built in 1989 to host the Seattle Goodwill Games in 1990. The complex consists of two main buildings, the Aquatic Center (which includes a dive pool, a competition pool, a recreational pool and associated support spaces including offices, locker rooms and mechanical rooms) and Banquet Hall (built in 1997), plus three paved parking lots surrounding the buildings. This program funds priority and emergent capital projects to address priority capital rehabilitation needs, major maintenance, repair and safety needs at the KCAC.</p> <p>Description of Budget Request: This budget request will fund construction of the following five projects at the Weyerhaeuser King County Aquatic Center: replacement of aging recreation pool HVAC and Water Heating System; LED Lighting in the main natatorium; Network and IT updates; reapplying protective coating to surfaces inside the building; and replacement of the banquet hall roof.</p>
1121498	Play Area Rehabilitation Program PROGRAMMATIC		\$1,000,000	<p>Scope: Play Area Rehabilitation Program - The project will fund the removal, rehabilitation, and upgrade of play structures and safety surfacing at parks throughout the King County Parks system as needed for safety. Depending on the current condition of a play area, rehabilitation will vary from full replacement of equipment and safety surfacing for some play areas, to partial equipment or surfacing replacement in other areas.</p> <p>Description of Budget Request: This request will go toward play area rehabilitation projects, including the play areas at Boulevard Lane Park and Maplewood Park, both of which are levy commitments.</p>
1121499	Bridge and Trestle Assessment and Improvement Program PROGRAMMATIC		\$1,700,000	<p>Scope: Regional Trail Bridge and Trestle Program - The Bridge and Trestle program inspects, enhances, repairs, and replaces the bridge and trestle structures associated with King County Parks' Regional Trails System.</p> <p>Description of Budget Request: Additional appropriation will support continued inspections, load ratings, and repairs on bridges within Parks' regional trail bridge inventory.</p>

CAP Summary by Fund

Budget: 2023-2024 Biennial, Scenario: Executive Proposed, Agency: All, Fund: 3581 PARKS CAPITAL, Cap Status: All, Is IT Proj? Both Yes and No

2023-2024 Biennial - Executive Proposed

1121501	Dock Rehabilitation Program PROGRAMMATIC		\$2,480,000	<p>Scope: This program will fund infrastructure improvements at Dockton Park including renovation of the moorage in two phases. Phase 1 includes replacing 12 aging finger piers and the connecting center float, twelve creosote-treated pilings, and a failed pump-out station; and rehabilitating 41 pilings supporting the fixed pier. Phase 2 will replace the existing breakwater; install new finger piers to replace the finger piers previously removed; and replace existing creosote-treated pilings supporting the pier & finger piers with galvanized and epoxy-coated steel pilings.</p> <p>Description of Budget Request: This request will fund implementation of Dockton Moorage Renovation Phase 2, part of a Parks Levy Commitment at this site.</p>
1123804	Green River Trail North Extension PKS M:GRN RVR TR EXT		\$9,193,341	<p>Scope: Green River Trail Extension - The Green River Trail currently ends at the Cecil Moses Memorial Park along the Duwamish River. The Green River Trail Extension will create a 1.4 mile north-south trail connection adjacent to W Marginal Way Pl S between Cecil Moses Memorial Park and the City of Seattle limits.</p> <p>Description of Budget Request: This request is for the full forecasted amount needed to complete final design and all necessary steps to advertise the project for construction by the end of 2024. As detailed in the 2022 Levy Reallocation Report, \$3.5 million of the request is a reallocation from the Lake to Sound trail.</p>
1123892	Ballfield Rehabilitation Program PROGRAMMATIC		\$3,118,501	<p>Scope: Ballfield and Sport Court Rehabilitation Program - This program addresses emergent needs at existing priority grass ball field facilities throughout the King County Parks system. The scope of work includes one or more of the following: subgrade/drainage repair, conversion to synthetic turf, fencing, minor or major court repairs or resurfacing, and ADA accessibility improvements. New lighting systems may also be installed, providing greater energy efficiency and safe, uniform lighting levels for the users.</p> <p>Description of Budget Request: This funding will support ballfield improvements at Petrovisky Park, Sunset Park, Mel Olson Park, and Big Finn Hill Park. The projects are levy commitments.</p>
1123894	Parking Lot and Pathway Rehabilitation Program PROGRAMMATIC	✓	(\$103,840)	<p>Scope: Parking Lot and Pathway Rehabilitation Program: Fund emergent parking lot or pathway repairs and rehabilitation, parking lot improvements, and pavement conversion projects in high priority locations within King County's Parks system.</p> <p>Description of Budget Request: Disappropriate remaining balance from legacy program.</p>
1123895	Building Structure Rehabilitation Program PROGRAMMATIC	✓	(\$248,573)	<p>Scope: This project will assess, evaluate, rehabilitate and/or replace existing park buildings, systems, and facilities in order to ensure the safety of the public and staff.</p> <p>Description of Budget Request: Disappropriate remaining balance from legacy program.</p>

CAP Summary by Fund

Budget: 2023-2024 Biennial, Scenario: Executive Proposed, Agency: All, Fund: 3581 PARKS CAPITAL, Cap Status: All, Is IT Proj? Both Yes and No

2023-2024 Biennial - Executive Proposed

1124055	Parks Asset Management System STANDALONE		\$1,514,214	<p>Scope: Customize and setup a Parks Asset Management System using Lucity Software. It also includes ongoing collection of asset data, conducting inspections to update existing asset data, software licensing fees, and labor to maintain/operate the software system once implemented. The project also proposes to develop a prioritization algorithm for identified asset deficiencies and their repair or replacement.</p> <p>Description of Budget Request: Additional appropriation will support the ongoing use of the Parks Asset Management system (Lucity) including capital project management technician staff time and GIS support. Work includes keeping the system operational and populated with current data and the continued build-out of the system including adding property asset data such as easements, special use permits, and maintenance agreements. The software has been implemented and is now in use.</p>
1126266	Capital Planning and Administration ADMIN		\$2,904,142	<p>Scope: This project provides funding for the continuation of the support, planning, development, and stewardship of King County Parks capital projects.</p> <p>Description of Budget Request: This request will cover CIP administration labor costs; software license costs including Unifier, Parks' capital project management system, and PRISM which Parks uses for King County Green Building Ordinance reporting; and Parks' share of the proposed Capital Project Management Work Group (CPMWG) capital project management training program.</p>
1129673	Emergent Need Contingency - Fund 3581 ADMIN		\$1,147,259	<p>Scope: Emergent Need - Fund 3581: Provide a mechanism for funding an existing capital project within the same fund that has insufficient appropriation due to unforeseen circumstances such as project delays or accelerations. If needed, this project will also provide a source of funding for matching portions of grants.</p> <p>Description of Budget Request: This proposal will mitigate the risk of construction bids coming in over budget due to global increases in material costs. The proposed appropriation comes from disappropriating remaining funds from completed projects and legacy programs.</p>
1129676	Grant Contingency - Fund 3581 ADMIN	✓	(\$6,439,498)	<p>Scope: Grant Contingency for Fund 3581</p> <p>Description of Budget Request: Reduce grant contingency to more closely match historic use.</p>
1129688	Regional Trail System ADA Transition Program PROGRAMMATIC	✓	(\$113,977)	<p>Scope: Regional Trail System ADA Transition Program - This project begins the process of bringing King County Parks' facilities, and trails into compliance with Americans with Disabilities Act (ADA) standards, as well as other relevant state and local accessibility requirements. Project-related tasks may include: creating an internal working group to develop procedures and checklists to ensure ADA compliance for future capital projects, hiring consultant services to document accessibility requirements that apply to the variety of facilities and trails in Parks' inventory, and creating a strategy for the development of a Parks' ADA Transition Plan. In addition, begin the process of drafting transition plan and collecting field data.</p> <p>Description of Budget Request: Disappropriate balance from legacy program. Future work is funded through Infrastructure Rehab program (#1139082).</p>

CAP Summary by Fund

Budget: 2023-2024 Biennial, Scenario: Executive Proposed, Agency: All, Fund: 3581 PARKS CAPITAL, Cap Status: All, Is IT Proj? Both Yes and No

2023-2024 Biennial - Executive Proposed

1129700	Skyway Park Improvements Program PROGRAMMATIC		\$1,500,000	<p>Scope: Skyway Park Improvements: This project will make multiple improvements in phases, including installing a new mini open play soccer arena, installing a larger playground, adding adult fitness equipment, upgrading fencing, lighting, restrooms, and ADA access, repurposing poorly draining ballfields to a grassy meadow, and creating a new pedestrian entry.</p> <p>Description of Budget Request: Projects in this biennium include installation of two Portland Loo restrooms and improved fencing and safety netting for the northern ballfield. Work at this site fulfills a levy commitment.</p>
1131713	Preston Snoqualmie Bridge Replacement STANDALONE		\$2,100,000	<p>Scope: Replace existing 195-foot long decommissioned timber railroad trestle structure with a new freestanding bridge.</p> <p>Description of Budget Request: This request will provide funds to complete design and construct a replacement bridge for the existing structure that was heavily damaged by a landslide during the winter of 2021-2022. This project was formerly a subproject within the Bridge & Trestle program and is being proposed as a Standalone due to the scale of the cost estimate.</p>
1132224	Black Diamond Open Space Acquisition STANDALONE		\$1,460,000	<p>Scope: Black Diamond Open Space Acquisition: This project is to acquire open space lands adjacent to Black Diamond Open Space that would provide additional open space benefits and provide additional recreation opportunities and public access.</p> <p>Description of Budget Request: 2023 Budget: This is the final request to complete fundraising for 71 acres of undeveloped forest immediately adjacent to the western side of Black Diamond Open Space, six rural parcels and one urban parcel.</p>
1132225	Keevie Lake Acquisition STANDALONE		\$95,000	<p>Scope: Keevie Lake Acquisition: This project would establish a new area of protection for the county west of Black Diamond - approximately 170 acres of family ownership and potentially adjacent forested lands owned by others.</p> <p>Description of Budget Request: 2023 Budget: This year's request should be the final funding needed for a set of eight parcels comprising almost 170 acres of low-elevation lake and wetland (the acquired land will be approximately 145 acres after boundary line adjustments).</p>
1136778	Green River Newaukum Creek Preservation STANDALONE		\$2,310,613	<p>Scope: Green River Newaukum Creek Preservation: This project continues longtime conservation work on the middle Green River and Newaukum Creek.</p> <p>Description of Budget Request: 2023 Budget: This year, the project targets eight parcels across the project area, preserving up to 174 acres.</p>

CAP Summary by Fund

Budget: 2023-2024 Biennial, Scenario: Executive Proposed, Agency: All, Fund: 3581 PARKS CAPITAL, Cap Status: All, Is IT Proj? Both Yes and No

2023-2024 Biennial - Executive Proposed

1136780	Soos Creek/Molasses Creek Acquisition STANDALONE		\$297,000	<p>Scope: Soos Creek/Molasses Creek Acquisition: This project will expand the Soos Creek Park and Trail corridor, conserving forested upland and wetlands on the border of the City of Renton and unincorporated King County. The project is split between WRIA 9/Soos Creek basin and WRIA 8/Molasses Creek basin.</p> <p>Description of Budget Request: 2023 Budget: This proposal would acquire four parcels comprising 24 acres of upland forest and wetlands adjacent to the park near the border with Renton.</p>
1136783	Parks Vashon Marine Shoreline Acquisition STANDALONE		\$1,596,000	<p>Scope: Vashon-Maury Island Marine Shoreline Acquisition: This project will acquire 2,550 feet of marine shoreline spread out over several priority nearshore areas on Vashon-Maury Island to preserve ecologically intact parcels and purchase developed shoreline for future restoration opportunities.</p> <p>Description of Budget Request: 2023 Budget: This year's focus is to acquire ten parcels comprising 32.4 acres of marine shoreline, upland forests, streams, and wetlands.</p>
1136784	Vashon Stream and Estuaries Acquisition STANDALONE		\$359,000	<p>Scope: Vashon Stream and Estuaries Acquisition: This project will conserve pocket estuaries and stream corridors on Vashon Island.</p> <p>Description of Budget Request: 2023 Budget: The focus of the current proposal is to preserve four parcels comprising 17 acres, including 1,500 feet of stream corridor on Judd Creek and Tahlequah Creek.</p>
1137278	Interurban Trail South Improvement PROGRAMMATIC		\$4,632,771	<p>Scope: Parks Interurban Trail South Improvement: This project will identify, design, permit, and implement emergent capital, major maintenance, and safety repairs at priority locations along the corridor to ensure trail usability and safety.</p> <p>Description of Budget Request: Additional appropriation will support asphalt spot repairs, access controls, signage, and striping along the Interurban Trail in the Cities of Pacific, Algona, Auburn, Kent, and Tukwila by adding funds to existing program in order to meet a Parks Levy commitment.</p>
1137279	Parks Open Space Stewardship Program PROGRAMMATIC		\$7,014,344	<p>Scope: Parks Open Space Stewardship: Capital improvements, or pass-through funding, to bring newly acquired open space and natural lands into public ownership and build internal capacity to manage this growing inventory as part of the Land Conservation Initiative.</p> <p>Description of Budget Request: Additional appropriation will support continued efforts to steward newly acquired open space and natural lands including the Youth Conservation Corps, demolitions, maintenance shop improvements, Parks' share of the Land Conservation Initiative program management, and proposed new forest restoration positions in partnership with the Water and Land Division.</p>

CAP Summary by Fund

Budget: 2023-2024 Biennial, Scenario: Executive Proposed, Agency: All, Fund: 3581 PARKS CAPITAL, Cap Status: All, Is IT Proj? Both Yes and No

2023-2024 Biennial - Executive Proposed

1137280	Ballfield Turf Replacement Program PROGRAMMATIC		\$8,400,000	<p>Scope: Ballfield Turf Replacement Program – This program addresses replacement of aging synthetic turf athletic fields throughout the King County Parks system at the end of their useful life. The scope of work includes priority ballfield projects which may include one or more of the following construction activities: replacement of synthetic turf, drainage repair, subgrade/drainage repair, minor access asphalt resurfacing, and ADA accessibility improvements.</p> <p>Description of Budget Request: Additional appropriation will fund synthetic turf replacement at Petrovitsky Park Soccer Fields 1 & 2; Ravensdale Park Fields 1 & 4; Preston Park Field 3; and Redmond Ridge Park Fields 1 & 3 in order to meet Parks Levy commitments.</p>
1137281	Backcountry Trail Rehabilitation Program PROGRAMMATIC		\$3,000,000	<p>Scope: Backcountry Trail Rehabilitation: This program addresses priority rehabilitation, major repair, and safety needs for King County Park’s system of backcountry trails.</p> <p>Description of Budget Request: Additional appropriation will support ongoing work on levy commitments at Cougar Mountain Regional Wildland Park, Green River Natural Area, Island Center Forest, Tolt MacDonald Park, and Taylor Mountain Forest as well as Moss Lake Natural Area.</p>
1137294	Parks Public Trails Pass Through PROGRAMMATIC		\$5,804,478	<p>Scope: Parks Public Trails Pass Through: This program accumulates Parks Levy funding in order to work with city partners in support of developing regional and public trails within city limits. The four projects are Interurban Trail to Burke-Gilman Connector - \$7,500,000, Kirkland Green Loop Trail - \$2,500,000, Green River Trail Missing Link - \$1,500,000, and Interurban Trail Connection – Milton - \$150,000. A fifth project (City of Woodinville - \$50,000) was added in the 21-22 budget (Section 129, ER 5).</p> <p>Description of Budget Request: Additional appropriation, based on the adopted Parks Levy allocation model, will support continued reimbursements to cities with contracts to develop public trails.</p>
1137314	Pools Capital Grant PROGRAMMATIC		\$13,461,196	<p>Scope: Parks Pools Capital Grant: The Public Pools Capital Grant Program provides funding opportunities for projects necessary to the operation and construction of new or existing aquatic centers in King County in order to preserve or increase public access.</p> <p>Description of Budget Request: Additional appropriation, based on the adopted levy allocations, will support a biennial grant cycle in 2023 that will fund projects necessary to the operation and construction of new or existing aquatic centers in King County in order to preserve or increase public access.</p>
1137315	Open Space River Corridors Grant PROGRAMMATIC		\$7,524,000	<p>Scope: Parks Open Space River Corridors Grant: The Open Space River Corridors Grant Program provides funding opportunities for land acquisition, capital projects, and programming as elements of flood hazard reduction.</p> <p>Description of Budget Request: Additional appropriation, based on the adopted levy allocations, will support a biennial grant cycle in 2023 that supports habitat restoration, open space, and passive recreation in river corridors.</p>

CAP Summary by Fund

Budget: 2023-2024 Biennial, Scenario: Executive Proposed, Agency: All, Fund: 3581 PARKS CAPITAL, Cap Status: All, Is IT Proj? Both Yes and No

2023-2024 Biennial - Executive Proposed

1137316	City Capital Open Space Grant PROGRAMMATIC		\$9,242,287	<p>Scope: The Cities Capital and Acquisition Grant Program provides funding opportunities for King County cities, towns, and metropolitan park districts to acquire land or under take capital projects in parks or recreational facilities.</p> <p>Description of Budget Request: Additional appropriation, based on the adopted levy allocations, will support a biennial grant cycle in 2023 for King County cities, towns, and metropolitan park districts to acquire land or under take capital projects in parks or recreational facilities.</p>
1137317	Community Partnerships and Grants - Fund 3581 PROGRAMMATIC		\$3,537,947	<p>Scope: Community Partnerships and Grants - The Community Partnerships and Grants (CPG) Program provides funding for strategic partnerships that result in the development of new regional recreation facilities. The 2020-2025 King County Parks, Recreation, Trails, and Open Space Levy allows community based organizations to plan, design, permit, and construct recreation facilities on King County land or within a King County town or city for public benefit. This appropriation will fund those grants and staff to continue management of the program.</p> <p>Description of Budget Request: Additional appropriation, based on the adopted levy allocations, will support strategic partnerships that result in the development of new regional recreation facilities. Community Partnership Grants (CPG) allow community based organizations to plan, design, permit, and construct recreation facilities on King County land or within a King County town or city for public benefit.</p>
1139077	East Lake Sammamish Trail (ELST) Redmond Light Rail Extension STANDALONE		\$140,887	<p>Scope: East Lake Sammamish Trail (ELST) Redmond Light Rail Extension: This is the extension of the ELST through the SR 520/202 Interchange into Downtown Redmond and connects with the Redmond Central Connector and Bear Creek Trails. This has also been called the ELST North Extension. Project will be constructed by Sound Transit's (ST) Downtown Redmond Link Extension Design-Build firm, SWK. Funds are transferred directly to ST via invoices. ST has taken over lead agency status and will administer the \$2.3M TAP Grant which was awarded to King County Parks for the ELST North Extension. City of Redmond will also be contributing \$40k for design of this project and will pay that money directly to Sound Transit. Trail project is approximately 1/3 mile long and includes a new bridge over Bear Creek and pedestrian underpasses of the SR520 on and off-ramps.</p> <p>Description of Budget Request: Additional appropriation will support continued payments to Sound Transit for implementation of this Parks Levy commitment project. The total project cost was estimated by Sound Transit. Parks reviewed and approved the estimate which formed the basis of the agreement between the parties.</p>

CAP Summary by Fund

Budget: 2023-2024 Biennial, Scenario: Executive Proposed, Agency: All, Fund: 3581 PARKS CAPITAL, Cap Status: All, Is IT Proj? Both Yes and No

2023-2024 Biennial - Executive Proposed

1139078	Marymoor Trail and Water Main Extension STANDALONE		\$350,000	Scope: Marymoor Trail and Water Main Extension - This project includes the planning, design, permitting, and construction of a connector trail between the new SE Redmond Light Rail Station and the Marymoor Connector Trail. The trail will include pedestrian scale lighting, plantings, basic trail amenities (i.e. signage, benches) and a gateway plaza. The project also includes the design and construction of a 12-inch diameter water main extension from a new connection point at NE 67th St. Description of Budget Request: This request will cover inflationary increases in the project's Estimate at Completion due to higher construction materials, labor, and equipment costs. The total project costs have increased 15% from the previous budget request in 2021-2022.
1139079	Capital Improvements to Existing Regional Trail System Program PROGRAMMATIC		\$5,500,051	Scope: Capital Improvements to Existing Regional Trail System (RTS): This program combines three legacy programs, Regional Trail Surface Improvement, Landscape Mitigation Monitoring, and RTS Standards and Safety. This program will identify, design, engineer, permit, and implement emergency repairs, major maintenance, and rehabilitation of trails including drainage, safety fencing, mitigation monitoring, landscape maintenance throughout the Regional Trails System. This program work will include major resurfacing and repairs that exceed normal maintenance and will allow the Division to respond to emergency surface repairs or unforeseen trail issues as they occur to ensure trail usability and safety. Description of Budget Request: Additional appropriation will support mitigation monitoring and landscape maintenance of recently completed trail segments on Lake to Sound, Foothills, and East Lake Sammamish Trails; surface, ADA, standards, and safety improvements on existing trails including the Cedar River, Burke Gilman, Sammamish River, and other trails; and future planning of the regional trails system. These funds support a Levy commitment. One million dollars of this request will support the development of Site Management Plans for existing trails.
1139080	Wayne Golf Course Trail Connector Improvements STANDALONE	✓	(\$680,000)	Scope: Wayne Golf Course Trail Connector Improvements: This project will preserve natural lands adjacent to the Wayne Golf Course through the acquisition of the Piper's Crest parcels. It will also fund feasibility, design, and construction of a gravel pathway through the Wayne Golf Course property, connecting the Burke Gilman Trail to Blythe Park in Bothell. Description of Budget Request: Disappropriate balance from completed project.
1139084	Marymoor Stormwater Facility STANDALONE		\$1,000,000	Scope: Marymoor Stormwater Facility - This project includes the planning, design, permitting, and construction of a stormwater treatment facility in Marymoor Park. The stormwater facility will treat a minimum of 1.9 acres of pollution generating impervious surfaces (existing paved surfaces within Marymoor). Description of Budget Request: The requested appropriation will fund channel improvements including widening an existing drainage channel, replacing two undersized culverts, and adding bioinfiltration soil and plantings, thereby treating stormwater runoff prior to outfall into the Sammamish River. These improvements will improve water quality in the Sammamish watershed.

CAP Summary by Fund

Budget: 2023-2024 Biennial, Scenario: Executive Proposed, Agency: All, Fund: 3581 PARKS CAPITAL, Cap Status: All, Is IT Proj? Both Yes and No

2023-2024 Biennial - Executive Proposed

1139085	Water Access Acquisition on Lake Washington PROGRAMMATIC	✓	(\$104,709)	Scope: This project is to acquire properties located in proximity to the Burke-Gilman Trail for water access. With this funding, the City of Lake Forest Park will acquire nearly 2 acres of waterfront land located near the City's Town Center, Burke-Gilman Trail, and next door to Lyon Creek Waterfront Preserve. Description of Budget Request: Disappropriate balance from completed project.
1139161	Mid Soos Creek Preservation STANDALONE		\$1,200,000	Scope: Mid Soos Creek Preservation: This project will expand the Soos Creek Park and Trail corridor and will promote future habitat restoration projects. Description of Budget Request: 2023 Budget: This year the target is 32.7 acres across six parcels, between the Fairwood neighborhood to the north to and Covington in to the south, including parcels in the incorporated and unincorporated area
1139162	North Green River Acquisition STANDALONE		\$610,625	Scope: North Green River Acquisition - This lower Green River project will purchase land for open space protection and future habitat restoration near North Green River Park in the unincorporated urban area near the City of Kent. Description of Budget Request: 2023 Budget: This year's award will allow for purchase of three parcels comprising 18.9 acres, building on 10 acres funded in the 2020 and 2021 awards
1139163	Sweeney Pond Acquisition STANDALONE		\$1,050,000	Scope: King County seeks to preserve open space consisting of forests, meadows, and wetlands. Description of Budget Request: 2023 Budget: This award is the final funding needed to preserve an 80-acre homestead, where the family will retain a small parcel and the remainder will be purchased by King County in fee.
1139167	Neill Point Natural Area Addition STANDALONE		\$395,000	Scope: Neill Point Natural Area Addition: This project will target acquisitions near Neill Point Natural Area on southeastern Vashon Island. Description of Budget Request: 2023 Budget: This year's proposal is the final request of a phased project to acquire a total of 78 acres. A Phase 1 purchase has been completed; this funding will allow purchase of the final four parcels comprising 37 acres.
1141650	East Fork Issaquah Creek Restoration Acquisition STANDALONE		\$600,000	Scope: East Fork Issaquah Creek Restoration Acquisition: King County seeks to conserve land on East Fork Issaquah Creek, along the Issaquah-Preston Regional Trail between High Point and Preston. Description of Budget Request: 2023 Budget: This proposal requests funding to purchase in fee four parcels comprising 13.6 acres along the East Fork of Issaquah Creek.

CAP Summary by Fund

Budget: 2023-2024 Biennial, Scenario: Executive Proposed, Agency: All, Fund: 3581 PARKS CAPITAL, Cap Status: All, Is IT Proj? Both Yes and No

2023-2024 Biennial - Executive Proposed

1141652	Green River Gorge - Deep Lake Preservation Acquisition STANDALONE		\$500,000	Scope: Green River Gorge - Deep Lake Preservation Acquisition: This project works to preserve forested habitat and expand public ownership in these areas connected to the Green River Gorge. Description of Budget Request: 2023 Budget: This project proposes to acquire ten parcels comprising 91 acres of upland forest connecting to public lands.
1143449	Five Mile Lake Park Improvements Program PROGRAMMATIC		\$700,000	Scope: This program will fund infrastructure improvements at Five Mile Lake Park, one of five sites identified for major investments in the 2020-2025 Parks Levy. Description of Budget Request: The 2023-2024 appropriation request will fund repaving of the main parking lot and installation of lighting. This fully funds a levy commitment.
1143698	Parks Middle Fork Snoqualmie Natural Area Additions STANDALONE		\$415,000	Scope: This project works to acquire the last remaining private parcels in the Middle Fork Snoqualmie River Valley, where 100,000 acres of contiguous public land represent a regionally important recreational and habitat resource. Description of Budget Request: 2023 Budget: This proposal is to purchase 50 acres on three parcels adjacent to the Middle Fork Snoqualmie River above Snoqualmie Falls, which would be added to the Middle Fork Snoqualmie Natural Area.
1143700	Parks Evans Creek Conservation Corridor and Agricultural Easements STANDALONE		\$770,000	Scope: King County builds on previous acquisitions in the Evans Creek watershed, seeking easements to protect habitat and agricultural value. Description of Budget Request: 2023 Budget: This year's proposal focuses on three contiguous parcels comprising 45 acres, which support healthy upland forest, active farmland, wetland, and reaches of Evans Creek and its tributaries.
1143702	Parks Cascade Mountains Gateway Project STANDALONE		\$255,000	Scope: King County seeks to expand Grand Ridge Park to preserve adjacent forested lands, and increase public access to the site. Description of Budget Request: 2023 Budget: This proposal requests funding to acquire one undeveloped, forested property comprising 7.4 acres adjacent to Grand Ridge Park.
1143704	Evans Creek Nelson (Gunshy) Acquisition STANDALONE		\$1,250,000	Scope: King County builds on previous acquisitions along Evans Creek to close open space gaps and protect habitat and farmland near Redmond. Description of Budget Request: 2023 Budget: This year's proposal seeks to preserve seven contiguous parcels comprising 107 acres adjacent to Evans Creek Natural Area.

CAP Summary by Fund

Budget: 2023-2024 Biennial, Scenario: Executive Proposed, Agency: All, Fund: 3581 PARKS CAPITAL, Cap Status: All, Is IT Proj? Both Yes and No

2023-2024 Biennial - Executive Proposed

1143706	Parks Island Center Forest Additions STANDALONE		\$200,000	Scope: King County continues an ongoing effort to preserve open space lands adjacent to Island Center Forest on Vashon Island. Description of Budget Request: 2023 Budget: This year’s proposal builds on previous CFT-funded acquisitions to preserve two more parcels comprising 13 acres next to Vashon’s business center and Town Trail corridor.
1143708	Parks Manzanita Natural Area Additions STANDALONE		\$15,000	Scope: King County continues an ongoing effort to protect undeveloped forest on Vashon – Maury Island. Description of Budget Request: 2023 Budget: This proposal will target a single 40-acre property in southwestern Maury Island that complements recent shoreline and forested acquisitions to the west.
1143898	Eastrail I-90 Steel Bridge STANDALONE		\$12,000,000	Scope: Spanning Interstate 90 just west of I-405, this former railroad steel bridge crossing is key to a seamless trail experience connecting Renton and points south of I-90 into Bellevue and the rest of the Eastrail. This project will rehabilitate the bridge, which is structurally sound and of adequate width to be safely retrofitted for bike and pedestrian use, as well as pave adjacent trail sections that will complete Eastrail infrastructure in this area of Bellevue. Description of Budget Request: Initial appropriation for this project will support project management, consultant design, and a portion of construction. This proposal appropriates funding passed by the Washington State Legislature in 2022 as part of the Move Ahead Washington transportation package. Additional appropriation for construction will be requested in a future biennium. All cost estimates are rough order of magnitude due to being in the pre-planning phase.
1143900	Eastrail Renton Extension STANDALONE		\$6,000,000	Scope: The one-mile Eastrail Renton Extension will continue the corridor south of the current terminus at Mile Post 5 to the entrance of Gene Coulon Park in Renton using former railway. Description of Budget Request: Initial appropriation for this project will support planning, preliminary design, and acquisition of property rights from Burlington Northern Santa Fe railroad. This proposal appropriates funding passed by the Washington State Legislature in 2022 as part of the Move Ahead Washington transportation package. Appropriation for construction will occur in a future biennium.
1143911	Parks Acquisition Evaluations PROGRAMMATIC		\$200,000	Scope: This program provides due diligence funding to evaluate strategic open space acquisitions through appraisals and other feasibility assessments prior to receiving funding awards through the Conservation Futures Tax Advisory Committee recommendation process. The project is intended to operate as a revolving fund that is periodically replenished as funds are secured for acquisitions. Description of Budget Request: Add funds to support continued evaluations and appraisals of open space acquisitions. This is a new programmatic project. Remaining balance in the legacy program will be spent down and closed.
3581 - PARKS CAPITAL		Total	\$166,867,415	

CAP Summary by Fund

Budget: 2023-2024 Biennial, Scenario: Executive Proposed, Agency: All, Fund: 3581 PARKS CAPITAL, Cap Status: All, Is IT Proj? Both Yes and No

2023-2024 Biennial - Executive Proposed

Grand Total	\$166,867,415
--------------------	----------------------

2023-2024 Capital Financial Plan 3581 /Parks Capital Fund

Capital Improvement Program (CIP) Budget

	2021-2022 Estimated Ending Balance (Biennium ITD Balance)	2023-2024 Proposed	2023-2024 Total (Balance + Budget)	2025-2026 Projected	2027-2028 Projected
Capital Budget Revenue Sources:					
Revenue Backing from Fund Balance	102,614,459	-	102,614,459	-	-
Parks Levy Contribution	36,263,297	137,982,414	174,245,711	58,948,332	-
Real Estate Excise Tax (REET) 1	8,211,758	5,042,797	13,254,555	5,102,933	5,625,985
Real Estate Excise Tax (REET) 2	3,850,359	5,814,694	9,665,053	3,855,573	4,191,886
Grants and Contributions	47,286,706	24,000,000	71,286,706	74,130,000	-
Miscellaneous	-	(5,972,490)	(5,972,490)	420,000	420,000
Total Capital Revenue	\$ 198,226,579	\$ 166,867,415	\$ 365,093,994	\$ 142,456,838	\$ 10,237,871
Capital Appropriation:					
Active Recreation Repair and Renovation	17,478,870	27,409,519	44,888,389	5,948,090	677,874
Regional and Public Trails	102,744,346	70,311,850	173,056,196	92,135,438	5,625,985
Open Space Acquisition and Land Conservation	26,320,054	45,225,705	71,545,759	25,416,466	400,000
Grants Program	18,188,656	26,241,430	44,430,086	15,742,288	-
Administrative	24,421,528	(2,321,089)	22,100,439	3,214,556	3,534,012
Total Capital Appropriation	\$ 189,153,454	\$ 166,867,415	\$ 356,020,869	\$ 142,456,838	\$ 10,237,870

CIP Fund Financial Position

	2021-2022 Biennial-to-Date	2021-2022 Estimated	2023-2024 Biennial-to-Date Actuals	2023-2024 Estimated	2025-2026 Projected	2027-2028 Projected
Beginning Fund Balance	89,559,055	89,559,055		102,614,459	60,413,165	76,850,668
Capital Funding Sources						
Parks Levy Contribution	97,596,000	129,308,819		149,286,905	81,165,413	-
Real Estate Excise Tax (REET) 1	4,535,850	5,122,511		8,396,414	5,270,966	5,335,098
Real Estate Excise Tax (REET) 2	2,118,230	3,502,922		3,734,115	3,928,289	4,140,417
Grants and Contributions	1,668,956	2,091,083		24,000,000	26,100,000	74,130,000
Miscellaneous	8,359,083	8,920,972		9,509,756	10,004,263	10,544,494
Total Capital Revenue	\$ 114,278,118	\$ 148,946,307		\$ 194,927,190	\$ 126,468,931	\$ 94,150,008
Capital Expenditures						
Active Recreation Repair and Renovation	3,928,366	13,907,043		44,592,324	7,024,749	677,874
Regional and Public Trails	31,285,068	71,729,707		128,573,318	45,596,644	71,435,098
Open Space Acquisition and Land Conservation	21,568,533	33,136,855		36,550,082	38,450,686	400,000
Grants Program	1,606,623	11,665,326		24,488,618	15,744,793	2,169,843
Administrative	6,083,384	5,451,973		2,924,142	3,214,556	3,534,012
Total Capital Expenditures	\$ 64,471,974	\$ 135,890,904		\$ 237,128,484	\$ 110,031,428	\$ 78,216,827
Other Fund Transactions						
	-	-		-	-	-
Ending Fund Balance	139,365,199	102,614,459		60,413,165	76,850,668	92,783,849
Ending Fund Balance designated to current projects*	\$ 139,365,199	\$ 102,614,459		\$ 60,413,165	\$ 76,850,668	\$ 92,783,849
Reserves						
	-	-		-	-	-
Total Reserves	\$ -	\$ -	\$ -	\$ -	\$ -	\$ -
Projected Shortfall	-	-		-	-	-
Ending Undesignated Fund Balance	\$ -	\$ -	\$ -	\$ -	\$ -	\$ -

Financial Plan Notes

CIP Budget Notes:

All financial plans have the following assumptions, unless otherwise noted in below rows.

2021-2022 Estimated Ending Balance column reflects the best estimate of the inception to date budget balances and actual balances after 2021 is closed.

2023-2024 Proposed Budget is consistent with PIC for 2023-2024 Executive Proposed Budget.

2023-2024 Total Budget sums the Estimated Ending Balance Budget and the 2023-2024 Budget.

Outyear revenue and expenditure budget assumptions tie to the outyears of the Ordinance Attachment by Fund report in PIC, with exceptions explicitly noted.

Revenue Notes:

Revenues shown are equal to the budgeted expenditure. Revenues include new revenue and fund balance designated to projects.

Outyear REET 1 assumptions are based on projected spending on projects currently established in PIC. The outyears do not include any future projects that may be part of the next levy period.

Parks Levy revenues are forecasted through 2025 when the current 2020-2025 Parks Levy expires.

Appropriation Notes:

CIP Fund Financial Position:

All financial plans have the following assumptions, unless otherwise noted in below rows.

Biennial to Date (BTD) expenditures and revenue reflect EBS totals for budgetary accounts as of June 2022.

2021-2022 Actuals reflect 2021-2022 amounts in EBS.

2021-2022 Estimated column reflects the best estimate for the biennium based on actuals and should be informed by the fund's spending plan.

Outyear revenue projections and expenditure estimates are based on the most recent projections and reflect current project plans.

Revenues Notes:

2021-2022 Miscellaneous Revenue includes \$7.5 million private donation from Amazon for Eastrail (Account 36711 - DONATIONS PRIVATE SOURCES).

Parks Levy revenues are forecasted through 2025 when the current 2020-2025 Parks Levy expires.

Expenditure Notes:

Since Parks Levy revenue is not assumed after 2025, when the current levy expires, expenditures for portfolios that receive funding from the Parks Levy show declines in the out-years.

Reserve Notes:

*Fund balance designated to current projects is for projects that are already appropriated. This fund balance cannot be used for other projects without disappropriating projects or creating a shortfall in the fund.

Data from BI Insights and PIC as of June 2022, accessed by Anna Markee, Financial Services Administrator, Parks and Recreation Division
Last Updated September 8, 2022 by Elka Peterson Horner, Office of Performance, Strategy & Budget

**2023-2024 Executive Proposed Operating Budget
YOUTH AND AMATEUR SPORTS FUND(EN_A35500)**

Operating Budget Summary	Expenditures	Revenues	Reg FTE	TLT
2021-2022 Revised Budget	19,198,044	12,319,344	3.0	0.0
Base Budget Adjustments	(10,721,758)	(4,177,500)	0.0	0.0
Decision Package Adjustments	4,577,380	6,079,399	0.0	0.0
2023-2024 Executive Proposed Budget	13,053,666	14,221,243	3.0	0.0
2023-2024 Executive Proposed Ordinance	13,054,000	14,222,000	3.0	0.0

Notes

1. The 2021-2022 Revised Budget equals the 2021-2022 Adopted Biennial Budget plus all Adopted Supplementals as of the publication of this document.

2. Adjust base budget to remove 2021-2022 one-time changes including those related to pandemic response, annualize supplemental changes, and update personnel rates. Personnel budgets reflect projected 2023-2024 salary and benefit rates, current position classifications, and step/merit increases.

3. The Executive Proposed Budget is the sum of the Revised Budget, Base Budget Adjustments, and Decision Package Adjustments. All FTEs/TLTs are rounded to the nearest 1/10th of a position and in some cases, rounded numbers may not add up to the FTE/TLT totals in Executive Proposed. In the Executive Proposed Ordinance, expenditure and revenue totals are rounded up to the nearest 1,000 and FTEs and TLTs are rounded up to the maximum monthly FTEs/TLTs in the Biennium.

Decision Package Adjustment Detail	Expenditures	Revenues	Reg FTE	TLT
Direct Service Changes				
(DS_001) Youth Sports Grant Program (CLRF Funded) Reappropriate CLFR funding to continue the Play Equity Coalition-led grant award process for youth and amateur sports organizations.	4,588,833	4,588,833	0.0	0.0
(DS_002) Get Active, Stay Active Funding Restoration Restore funding that was reduced in the 2021-2022 budget for the Get Active, Stay Active program, a two-year grant awarded by Councilmember offices for organizations that provide youth and amateur sports and fitness programs.	402,238	0	0.0	0.0
Technical Adjustments				
(TA_005) Loan-In/Loan-Out Adjustment Biennial adjustment to loan-in and loan-out accounts to adjust for projected FTE levels and current labor costs.	(323,360)	0	0.0	0.0
(TA_050) Revenue Adjustments Revise budgeted revenues to match current forecast.	0	1,490,566	0.0	0.0
(TA_112) Temporary Account Adjustment Adjust Temporary account for GWI.	3,120	0	0.0	0.0
Central Rate Adjustments	(93,451)	0	0.0	0.0

**2023-2024 Executive Proposed Operating Budget
YOUTH AND AMATEUR SPORTS FUND(EN_A35500)**

Decision Package Adjustment Detail	Expenditures	Revenues	Reg FTE	TLT
Total Decision Package Adjustments	4,577,380	6,079,399	0.0	0.0

**2023 - 2024 Proposed Financial Plan
Youth and Amateur Sports Fund/000001290 - 000001292**

Category	2021-2022 Estimated	2023-2024 Proposed	2025-2026 Projected	2027-2028 Projected
Beginning Fund Balance	7,556,667	2,669,249	1,192,835	1,192,835
Revenues				
Rental Car Sales Tax	8,127,642	9,432,410	9,992,334	10,542,870
Federal Shared Revenues	11,167	4,588,833	-	-
Transfer from General Fund	80,000	-	-	-
Interest Earning, Other Miscellaneous	200,000	200,000	203,529	210,352
Total Revenues	8,418,809	14,221,243	10,195,863	10,753,222
Expenditures				
Competitive Grants Programs	3,398,894	3,506,739	5,176,598	5,345,055
Council Directed Grants Programs	5,730,568	1,800,000	1,800,000	1,800,000
COVID 7 - Competitive and Play Equity Grants	11,167	4,588,833	-	-
Bond-Financed Grants	1,446,503	-	-	-
Bond Issuance, Debt Service	1,621,335	1,496,203	1,522,487	1,601,196
Grant Administration	1,097,760	1,661,891	1,696,778	1,804,110
Total Expenditures	13,306,227	13,053,666	10,195,863	10,550,361
Estimated Underexpenditures				
Other Fund Transactions				
Grant Awards Estimated to be Carried Forward		2,643,991	-	-
Total Other Fund Transactions		2,643,991	-	-
Ending Fund Balance	2,669,249	1,192,835	1,192,835	1,395,696
Reserves				
Rainy Day Reserve (30 days)	331,334	393,017	416,347	439,286
Competitive Grants to Carry Forward to Next Biennium	849,724	-	-	-
Council Directed Grants to Carry Forward to Next Biennium	1,432,642	-	-	-
Bond Grants to Carry Forward to Next Biennium	361,626	-	-	-
COVID 7 Grants to Carry Forward to Next Biennium	-	-	-	-
Total Reserves	2,975,325	393,017	416,347	439,286
Reserve Shortfall	306,076	-	-	-
Ending Undesignated Fund Balance	-	799,818	776,488	956,410

Financial Plan Notes

All financial plans have the following assumptions, unless otherwise noted in below rows.

2023-2024 Proposed Budget ties to PBCS and matches 2023-2024 Estimated.

Outyear revenue and expenditure inflation assumptions are consistent with figures provided by PSB's BFPA guidance.

Revenue Notes:

- Rental Car Sales Tax is based on the August 2022 forecast from the Office of Economic and Financial Analysis (OEFA).
- Federal Shared Revenues includes revenue backfill proposed in response to the passage of the American Rescue Plan Act on March 11, 2021. Revenue is on a reimbursement basis. While \$4.6M in CLFR funds were budgeted in 2021-2022, given the reimbursable nature of the funds, they are shown in 2023-2024.
- Transfer from General Fund of \$80,000 will be used for City of Snoqualmie playground per Ordinance 19289 ER 6.
- Interest Earnings, Other Miscellaneous: In addition to interest earnings, the actual revenues in 2019-20 and 2021-22 include pass-through funding in support of the Play Equity Coalition.

Expenditure Notes:

- Competitive Grant Programs includes the following grant programs: Youth Sports Facility Grants (capital grants); Sports and Activity Access Grants (program and activation grants); and Local Sports and Activities Grants (unincorporated area grants).
- Council Directed Grants Programs includes the Council-directed Get Active, Stay Active grant program, the grants funded with the dissolved YSFG Endowment, and the remaining balance of the grants carried over from 2019-2020. This also includes a \$1 million reappropriation of 2019-2020 moneys to be used for Eastrail projects.
- Bond Grants includes the remainder of the grant awards that were financed through the \$6.7 million 10-year bond sold in 2018.
- COVID 7 Competitive and Play Equity Grants refers to the grants specified in Expenditure Restrictions #1-3 and #5 in COVID 7 supplemental ordinance #19289. 21-22 Estimated shows actual spending (as of July 2022).
- Bond issuance, Debt Service includes the cost of issuing the \$6.7 million bond in 2018, as well as the debt service payments to pay off the bond.
- Grant Administration: This includes the staffing, supplies, and software associated with managing the grant programs within this fund. The 2021-2022 expenditure level includes savings from a one-time loan-out assumption.
- Estimated underexpenditures in 2021-2022 are based on an analysis of the existing grant awards likely to carry forward beyond the 2021-2022 biennium and making a high-level assumption that a proportion of the grants awarded with federal revenues would also likely carry forward to the next biennium.
- Grant Awards to be Carried Forward: This includes the total of Competitive, Council Directed, Bond, and CLFR Funded Grants to Carry Forward.

Reserve Notes:

- Rainy Day Reserve (30 days): The reserve represents one twenty-fourth (1/24) of the Rental Car Sales Tax proceeds.
- Grants to Carry Forward to 2023-2024 represents estimated portion of grants that will still have a balance at the end of the biennium.
- The Reserve Shortfall is a product of budget and spending timing around the federal reappropriation in this fund. Grants were awarded mid-budget process, so appropriation amounts will need to re-sized against actuals after 2022 closes.

Last Updated 9/12/22 by Elka Peterson Horner using data from PBCS and BFPA assumptions.

CAP Summary by Fund

Budget: 2023-2024 Biennial, Scenario: Executive Proposed, Agency: All, Fund: 3160 PARKS RECREATION AND OPEN SPACE, Cap Status: Approved, Is IT Proj? Both Yes and No

2023-2024 Biennial - Executive Proposed

3160 PARKS RECREATION AND OPEN SPACE - Parks and Recreation				
Project Number	Project Name Class Code	Tech Adj	FY23-24	Narratives
1039583	Auditor Capital Project Oversight - Fund 3160 ADMIN	✓	\$10,319	Scope: Auditor Capital Project Oversight Fund 3160 - Biennial allocation of Council Auditor Capital Project Oversight costs. Description of Budget Request: Biennial allocation to Auditor's Office Capital Project Oversight.
1121441	Maury Island Natural Area Remediation PROGRAMMATIC		\$2,000,000	Scope: Maury Island Site - In coordination with the Washington Department of Ecology, under an Agreed Order, develop and implement a Cleanup Action Plan for remediation of contaminated soils in the Maury Island Natural Area. The Maury Island Natural Area lies in the former Tacoma Smelter Plume and this, coupled with past land use history, has left the property with high levels of arsenic and lead in the soil. Description of Budget Request: This request funds the continued mandated cleanup of contaminated soils and remediation of gravel mining operations at the Maury Island Natural Area. Projects during this biennium include: 1) Restoration of 4 more acres of invasive vegetation with native vegetation, 2) Design for remediation of gravel mining remnants, and 3) Ongoing plant establishment for 3 acres planted in 2022. Outyear estimates assume an additional phase of revegetation of three acres along with plant establishment monitoring.
1129678	Grant Contingency - Fund 3160 ADMIN		\$469,460	Scope: Grant Contingency 3160 - Provide spending authority for anticipated receipt of grant funds or other external funding sources. Description of Budget Request: Add appropriation to ensure adequate balance is available to cover pending grant applications.
1129686	Parks Small Capital Projects Program PROGRAMMATIC	✓	(\$2,057,904)	Scope: Parks Small Capital Program: Provide emergent and time critical small capital construction, safety, repairs, retrofit, replacement or major maintenance project design and/or implementation with the use of in-house county forces. Projects may include small drainage repair projects, pathway accessibility improvement projects, demolitions, electrical/mechanical/plumbing repairs and upgrades, preparation work for placement of prefabricated pit toilets, restroom repairs, park system signage, reroofing projects, fencing, lighting, benches, shelters, and kiosks, safety and security repairs and upgrades, gates, installation of survey monument and property boundary markers, and cultural resources surveys. Description of Budget Request: Disappropriate balance from legacy program and shift most funding to the Parks operating budget. Most work in this program does not create a capital asset and is not aligned with capital processes. A corresponding Decision Package in the Parks operating fund provides ongoing funding. Transfer the remaining amount to new program 1144182 PKS M:SMALL CIP. This transfer will support data integrity and performance measurement by aligning the program with King County's current financial systems including Oracle EBS and Project Information Center (PIC).

CAP Summary by Fund

Budget: 2023-2024 Biennial, Scenario: Executive Proposed, Agency: All, Fund: 3160 PARKS RECREATION AND OPEN SPACE, Cap Status: Approved, Is IT Proj? Both Yes and No

2023-2024 Biennial - Executive Proposed

1139082	Parks Infrastructure Rehabilitation Program PROGRAMMATIC		\$5,635,772	<p>Scope: Parks Infrastructure Rehabilitation: This program addresses emerging time critical capital construction or major maintenance needs, ADA accessibility, and other recommendations identified in Major Maintenance Reserve Studies to optimize the life cycle of park assets throughout the county's parks system.</p> <p>Description of Budget Request: Additional appropriation will provide funding for planning and feasibility studies as well as design and construction of parking lot and pathway improvements, utilities system improvements, drainage improvements, docks improvements, ball control fence improvements, equipment shelters, and/or facilities improvements. \$2 million of the total will support site management plan development.</p>
1143726	Marymoor Park Expansion Acquisition STANDALONE		\$4,500,000	<p>Scope: This project will expand Marymoor Park by adding the 20-acre Bellevue Field which is located within the park boundary but owned by Bellevue Utilities. This property is currently operated and maintained by King County Parks through a use agreement with Bellevue. This project will acquire Bellevue Ballfield and add it to the King County Parks inventory.</p> <p>Description of Budget Request: The requested appropriation will support the acquisition of Bellevue Field which is the home to three baseball fields and is located within the boundary of Marymoor Park in unincorporated King County. Projected spending is based on preliminary appraisal information and is solely for the cost of land acquisition.</p>
1143733	Marymoor Park Parking & Infrastructure Improvements STANDALONE		\$6,000,000	<p>Scope: This project will improve existing parking infrastructure at the northeast parking lot to better support increasing number of events at Marymoor Park and improve parking infrastructure for compliance with current design and environmental standards.</p> <p>Description of Budget Request: The requested appropriation will support the design and construction of parking and utility infrastructure improvements at the northeast parking lot in Marymoor Park which is currently gravel and grass. The budget requested is necessary to cover project costs through the anticipated completion date in 2024. Project specifics are still being determined, and cost estimates are preliminary.</p>
1143753	Parks Fish Passage Program PROGRAMMATIC		\$3,000,000	<p>Scope: The Fish Passage Restoration program is an on-going effort to remedy the highest priority fish passage barriers associated with culverts or other instream structures along King County Parks Regional Trails and at other Parks Facilities. This program prioritizes the barrier remedies with substantial upstream habitat gain for CIP funding and provides program planning and site inspections to accelerate repairs, rehabilitations, and replacements.</p> <p>Description of Budget Request: Appropriation in 2023-2024 will create a new program dedicated to removing barriers to fish passage by repairing or replacing fish passable culverts. This program will enable Parks to meet related legal obligations and will be managed in partnership with the Clean Water Healthy Habitat and Fish Passage initiatives. This biennial funding will support design of four culverts and construction of three as well as overall program management which includes planning, prioritizing, inspecting, preparing grant applications, and interagency coordination.</p>

CAP Summary by Fund

Budget: 2023-2024 Biennial, Scenario: Executive Proposed, Agency: All, Fund: 3160 PARKS RECREATION AND OPEN SPACE, Cap Status: Approved, Is IT Proj? Both Yes and No

2023-2024 Biennial - Executive Proposed

1144182	Parks Small Capital Improvements for Operations PROGRAMMATIC	✓	\$581,440	<p>Scope: Provide emergent and time critical small capital construction, safety, repairs, retrofit, replacement or major maintenance project design and/or implementation with the use of in-house county forces. Projects may include small drainage repair projects, pathway accessibility improvement projects, demolitions, electrical/mechanical/plumbing repairs and upgrades, preparation work for placement of prefabricated pit toilets, restroom repairs, park system signage, reroofing projects, fencing, lighting, benches, shelters, and kiosks, safety and security repairs and upgrades, gates, installation of survey monument and property boundary markers, and cultural resources surveys.</p> <p>Description of Budget Request: Transfer balance from legacy program 1144182 PKS M:SMALL CIP to this new program. This transfer will support data integrity and performance measurement by aligning the program with King County's current financial systems including Oracle EBS and Project Information Center (PIC). No new appropriation is requested for 2023-2024.</p>
3160 - PARKS RECREATION AND OPEN SPACE		Total	\$20,139,087	
Grand Total			\$20,139,087	

2023-2024 Capital Financial Plan
Parks, Recreation, and Open Space Fund / 00003160

Capital Improvement Program (CIP) Budget

	2021-2022 Estimated Ending Balance (Biennium ITD Balance)	2023-2024 Proposed	2023-2024 Total (Balance + Budget)	2025-2026 Projected	2027-2028 Projected
Capital Budget Revenue Sources:					
Revenue Backing from Fund Balance	14,940,836	-	14,940,836	-	-
Real Estate Excise Tax (REET) 1	1,058,323	4,500,000	5,558,323	400,000	400,000
Real Estate Excise Tax (REET) 2	24,535,154	15,159,308	39,694,462	15,272,427	13,039,114
Bond Proceeds	26,710,551	-	26,710,551	-	-
Grants and Contributions	1,530,540	459,779	1,990,319	2,000,000	2,000,000
Miscellaneous		20,000	20,000	22,000	24,200
Total Capital Revenue	\$ 68,775,404	\$ 20,139,087	\$ 88,914,491	\$ 17,694,427	\$ 15,463,314
Capital Appropriation:					
Active Recreation Repair and Renovation	64,661,791	19,659,308	84,321,099	15,672,427	13,439,114
Regional and Public Trails	-	-	-	-	-
Open Space Acquisition and Land Conservation	72,617	-	72,617	-	-
Grants Program	-	-	-	-	-
Administrative	4,040,996	479,779	4,520,775	2,022,000	2,024,200
Total Capital Appropriation	\$ 68,775,404	\$ 20,139,087	\$ 88,914,491	\$ 17,694,427	\$ 15,463,314

CIP Fund Financial Position

	2021-2022 Biennial-to-Date Actuals	2021-2022 Estimated	2023-2024 Biennial-to-Date Actuals	2023-2024 Estimated	2025-2026 Projected	2027-2028 Projected
Beginning Fund Balance	2,443,655	2,443,655	-	14,940,836	9,774,131	-
Capital Funding Sources						
Real Estate Excise Tax (REET) 1	514,106	541,487	-	5,081,440	-	-
Real Estate Excise Tax (REET) 2	3,559,546	4,684,661	-	31,844,040	15,717,505	17,497,527
Bond Proceeds	-	8,474,727	-	26,710,551	-	-
Grants and Contributions	3,965,014	3,965,014	-	-	-	-
Miscellaneous	-	-	-	12,000	22,000	24,200
Transfer from Operating Fund	-	11,736,244	-	-	-	-
Total Capital Revenue	\$ 8,038,666	\$ 29,402,133	\$ -	\$ 63,648,031	\$ 15,739,505	\$ 17,521,727
Capital Expenditures						
Active Recreation Repair and Renovation	5,838,562	16,043,818	-	68,802,735	25,491,636	17,497,527
Regional and Public Trails	-	-	-	-	-	-
Open Space Acquisition and Land Conservation	29,138	103,825	-	-	-	-
Grants Program	630,132	749,823	-	-	-	-
Administrative	6,765	7,487	-	12,000	22,000	24,200
Total Capital Expenditures	\$ 6,504,597	\$ 16,904,952	\$ -	\$ 68,814,735	\$ 25,513,636	\$ 17,521,727
Other Fund Transactions						
Ending Fund Balance	3,977,724	14,940,836	\$ -	9,774,131	-	-
Ending Fund Balance designated to current projects*	\$ 3,977,724	\$ 14,940,836	\$ -	\$ 9,774,131	\$ -	\$ -
Reserves						
Total Reserves	\$ -	\$ -	\$ -	\$ -	\$ -	\$ -
Projected Shortfall	-	-	-	-	-	-
Ending Undesignated Fund Balance	\$ -	\$ -	\$ -	\$ -	\$ -	\$ -

Financial Plan Notes

CIP Budget Notes:

All financial plans have the following assumptions, unless otherwise noted in below rows.

2021-2022 Estimated Ending Balance column reflects the best estimate of the inception to date budget balances and actual balances after 2021 is closed.

2023-2024 Proposed Budget is consistent with PIC for 2023-2024 Executive Proposed Budget.

2023-2024 Total Budget sums the Estimated Ending Balance Budget and the 2023-2024 Budget.

Outyear revenue and expenditure budget assumptions tie to the outyears of the Ordinance Attachment by Fund report in PIC, with exceptions explicitly noted.

Revenue Notes:

Revenues shown are equal to the budgeted expenditure. Revenues include new revenue and fund balance designated to projects.

Bond proceeds include bonds for the Central Maintenance facility, Climate Equity projects, and the Skyway Community Center project.

Outyear REET 1 assumptions are based on projected spending for projects currently established in PIC. The outyears do not include any future projects that may be part of the next levy period.

Appropriation Notes:

CIP Fund Financial Position:

All financial plans have the following assumptions, unless otherwise noted in below rows.

Biennial to Date (BTD) expenditures and revenue reflect EBS totals for budgetary accounts as of the most recent closed month.

2021-2022 Actuals reflect 2021-2022 amounts in EBS.

2021-2022 Estimated column reflects the best estimate for the biennium based on actuals and should be informed by the fund's spending plan.

Outyear revenue projections and expenditure estimates are based on the most recent projections and reflect current project plans.

Revenues Notes:

2021-2022 Revenue includes transfers from Funds 3581 and 1451 designated for Project 1122161, Central Maintenance Facility that will remain in Fund Balance until used for construction costs in outyears.

Expenditure Notes:

Since Parks Levy revenue is not assumed after 2025, when the current levy expires, expenditures for portfolios that receive funding from the Parks Levy show declines in the out-years.

Reserve Notes:

*Fund balance designated to current projects is for projects that are already appropriated. This fund balance cannot be used for other projects without disappropriating projects or creating a shortfall in the fund. Fund balance is reserved for the Central Maintenance Facility to be spent after bond proceeds and REET 2.

Data from BI Insights and PIC as of period July, 2022, accessed by Anna Markee, Financial Services Administrator, Parks and Recreation Division
Last Updated September 8, 2022 by Elka Peterson Horner, Office of Performance, Strategy & Budget

SOLID WASTE

MISSION

The Solid Waste Division brings the best people together to deliver value to customers and residents and continuously improve waste prevention, resource recovery, and waste disposal.

OVERVIEW

The Solid Waste Division (SWD) provides solid waste transfer, disposal, and recycling services at its transfer stations for residents and businesses in all of King County, except for the cities of Seattle and Milton. SWD operates facilities to collect household hazardous waste from residents. Waste collected at these facilities is then properly recycled or disposed. Solid waste from King County is buried in the County-owned Cedar Hills Regional Landfill (CHRLF), where it is monitored and responsibly managed to protect the environment and comply with all applicable regulations.

SWD uses a combination of incentives, technical assistance, and regulations to promote desirable environmental practices by customers, individuals, and businesses, in order to safeguard and enhance the County's natural resources and environment. All SWD waste prevention and recycling programs are intended to educate individuals and businesses about more sustainable practices and encourage them to reduce their waste and recycle more. SWD also provides green building assistance and training to staff throughout the county and in the suburban cities.

In addition, the division manages the Solid Waste Post-Closure Landfill Maintenance fund and provides environmental monitoring and maintenance for closed landfills the County owns or for which the County has custodial responsibility. The activities conducted in this budgetary unit include monitoring landfill gas, settlement, and leachate, and devising cost effective solutions for landfill systems as the closed and custodial landfills stabilize.

**2023-2024 Executive Proposed Operating Budget
SOLID WASTE (EN_A72000)**

Operating Budget Summary	Expenditures	Revenues	Reg FTE	TLT
2021-2022 Revised Budget	316,133,860	301,971,444	452.4	8.5
Base Budget Adjustments	27,190,766	4,885,978	0.0	(5.5)
Decision Package Adjustments	16,401,439	44,458,886	13.0	1.0
2023-2024 Executive Proposed Budget	359,726,065	351,316,308	465.4	4.0
2023-2024 Executive Proposed Ordinance	359,727,000	351,317,000	465.4	9.5

Notes

1. The 2021-2022 Revised Budget equals the 2021-2022 Adopted Biennial Budget plus all Adopted Supplementals as of the publication of this document.
2. Adjust base budget to remove 2021-2022 one-time changes including those related to pandemic response, annualize supplemental changes, and update personnel rates. Personnel budgets reflect projected 2023-2024 salary and benefit rates, current position classifications, and step/merit increases.
3. The Executive Proposed Budget is the sum of the Revised Budget, Base Budget Adjustments, and Decision Package Adjustments. All FTEs/TLTs are rounded to the nearest 1/10th of a position and in some cases, rounded numbers may not add up to the FTE/TLT totals in Executive Proposed. In the Executive Proposed Ordinance, expenditure and revenue totals are rounded up to the nearest 1,000 and FTEs and TLTs are rounded up to the maximum monthly FTEs/TLTs in the Biennium.

Decision Package Adjustment Detail	Expenditures	Revenues	Reg FTE	TLT
Direct Service Changes				
(DS_001) Human Resource Staffing Add human resources positions, including an HR supervisor and employee labor relations representative to provide ongoing support to staff working beyond capacity and a TLT HR Analyst to support the anticipated high volume of hiring needed in the next biennium.	999,255	0	2.0	1.0
(DS_002) Training Coordinator Add a training coordinator to develop, provide training on, and implement an enterprise-wide training coordination system.	291,115	0	1.0	0.0
(DS_003) Landfill Gas Improvement Position Add a landfill gas operator at the Cedar Hills Regional Landfill to support improvement projects. The Solid Waste Division has made it a priority to focus on improving the collection and quality of landfill gas, in support of the SCAP and our carbon neutrality goal.	251,543	0	1.0	0.0

**2023-2024 Executive Proposed Operating Budget
SOLID WASTE (EN_A72000)**

Decision Package Adjustment Detail	Expenditures	Revenues	Reg FTE	TLT
(DS_005) Equity and Social Justice Facilitation Add two positions to support equitable planning and implementation in CIP projects. The positions will attend meetings, recommend and implement ESJ strategies, provide community outreach, work with community-based organizations and consultants, complete the ESJ Management Plans and Equity Impact Reviews, and facilitate ESJ charettes.	657,174	0	2.0	0.0
(DS_006) Green Building Ordinance and SCAP Support Add a project manager to help implement several priority actions and improve performance measures in the SCAP. This position will also support efforts to identify, register, and provide technical assistance to 20 Zero Energy/Living Building Challenge-certified projects by 2025.	291,115	0	1.0	0.0
(DS_007) Construction and Debris Diversion Project Add a program manager to help meet Green Building Ordinance goals for construction and debris diversion countywide and on internal County capital projects. In 2020 King County averaged 70% diversion; the Green Building Ordinance requires 80% in 2022, 85% by 2025, and zero waste of resources by 2030.	291,115	0	1.0	0.0
(DS_008) Re+ Implementation and Coordination Add a position to support the implementation and ongoing workload associated with Re+, including technical writing, contract management, data analysis, performance measure tracking, and other duties as assigned.	291,115	0	1.0	0.0
(DS_009) Capital Construction Inspection and Quality Assurance Add an engineer to perform work related to capital construction inspection and quality assurance. This position will also coordinate the resolution of complex or multi-functional issues that require concentrated oversight to keep projects on schedule.	298,583	0	1.0	0.0
(DS_010) Asset Management Unit Add two engineers to perform work related to managing the maintenance, repair, and major infrastructure rehabilitation projects for Solid Waste Division assets.	597,168	0	2.0	0.0
(DS_011) Tech/IT Unit Add a position to work with KCIT on integrating the software needs of the Solid Waste Division into KCIT's requirements. This position will maintain and manage all the division's supervisory control and data acquisition (SCADA) servers and buffer nodes under the KCIT umbrella.	379,470	0	1.0	0.0

**2023-2024 Executive Proposed Operating Budget
SOLID WASTE (EN_A72000)**

Decision Package Adjustment Detail	Expenditures	Revenues	Reg FTE	TLT
(DS_012) Re+ Grant Support and Technical Assistance Add two TLT program managers to support the implementation and administration of new administrative grants associated with Re+, provide technical assistance on recycling and composting to businesses, support compliance with future policies (such as statewide organics legislation), and partner with cities on non-residential diversion.	582,230	0	0.0	2.0
(DS_120) Central Climate Change Cost Update Adjust the share of the central climate-related costs for 2023-2024. These costs include investments to advance the Strategic Climate Action Plan (SCAP), membership fees in climate related organizations, development and implementation of the countywide Green Jobs Strategy, as well as central staff to help agencies across the County with climate related activities. The allocation methodology is based on operational greenhouse gas emissions.	588,388	0	0.0	0.0
Administrative Service Changes				
(AC_001) Capital Project Manager Convert a Capital Project Manager TLT to an FTE. Solid Waste has identified a long-term need in the Major Asset Rehabilitation Program, which will partially fund this position.	0	0	1.0	(1.0)
(AC_002) Enterprise Service Technical Writer Convert an existing TLT to an FTE with a job class change from a Capital Project Manager to an Administrator. The job class change aligns with the support this position provides to capital projects and the Solid Waste Division.	(17,678)	0	1.0	(1.0)
(AC_010) Hazardous Waste Program Staff Alignment Move Hazardous Waste positions to Water and Land Resources Division (WLRD) to streamline program management and consolidate program planning, policy, finance, and communications staff in one County division. Contributes to an organizational improvement plan to improve management of a multi-agency program. Aligns with AC_011 and AC_012 in Environmental Health and WLRD.	(3,252,527)	(3,252,528)	(3.0)	0.0
Technical Adjustments				
(TA_001) Net Zero Adjustments Net Zero Adjustments not captured in ProForma.	0	0	0.0	0.0
(TA_002) Intragovernmental Transfer Adjustments Reduce the Capital Equipment Replacement Program Transfer. Increase the Public Health Transfer.	(2,421,607)	0	0.0	0.0
(TA_003) Hazardous Waste Program Adjust the Hazardous Waste Program Budget based on the approved Management Coordination Committee budget.	(688,578)	0	1.0	0.0
(TA_050) SW Revenue Adjustments Adjust revenue adjustments in alignment with the Rate Model.	0	47,711,414	0.0	0.0

**2023-2024 Executive Proposed Operating Budget
SOLID WASTE (EN_A72000)**

Decision Package Adjustment Detail	Expenditures	Revenues	Reg FTE	TLT
(TA_100) CPMWG Training Contribute to the CPMWG Training program.	129,459	0	0.0	0.0
(TA_110) Proforma Net Zero Make net zero adjustments to the proforma budget ahead of the agency working phase of budgeting.	0	0	0.0	0.0
(TA_111) Overtime Account Adjustment Adjust Overtime account for GWI.	301,405	0	0.0	0.0
(TA_112) Temporary Account Adjustment Adjust Temporary account for GWI.	16,563	0	0.0	0.0
(TA_113) Vacancy Rate Adjustment Capture salary savings from employee turnover, without reducing the FTE authority, to increase the accuracy of labor budgeting for this appropriation unit and provide greater transparency.	(1,760,000)	0	0.0	0.0
(TA_114) Special Pay Adjustment Update special pay accounts to reflect current spending patterns. Also adjusts FICA and retirement as they are not automatically updated for special pays.	1,655,095	0	0.0	0.0
(TA_117) Strategic Sourcing Savings Capture savings from contracts strategically negotiated by Procurement.	(54,000)	0	0.0	0.0
Central Rate Adjustments	16,975,036	0	0.0	0.0
Total Decision Package Adjustments	16,401,439	44,458,886	13.0	1.0

**2023 - 2024 Proposed Financial Plan
Solid Waste Operating Fund / 000004040**

Category	2021-2022 Estimated	2023-2024 Proposed	2025-2026 Projected	2027-2028 Projected
Beginning Fund Balance	50,108,452	59,621,274	51,211,521	37,835,758
Revenues				
State Grants	246,691	702,890	699,890	699,890
Disposal Fees	266,766,636	323,638,251	382,302,504	417,677,653
Moderate Risk Waste	8,000,000	6,576,123	6,977,267	7,402,880
Other Charge for Service Revenue	6,557,521	19,173,606	19,612,590	19,898,456
Miscellaneous Revenue	26,216,968	1,225,438	1,558,438	1,558,438
Total Revenues	307,787,816	351,316,308	411,150,689	447,237,317
Expenditures				
SWD Operating Expenditures	223,713,999	258,833,489	265,810,812	271,552,317
Landfill Reserve Fund Transfer	24,244,052	28,285,849	31,263,851	31,760,640
Debt Service - General Obligation Bonds	29,912,395	46,696,436	97,191,673	123,047,905
Cedar Hills Landfill Rent	6,252,000	6,549,000	6,661,997	7,026,642
Capital Equipment Recovery Fund (CERP)	6,747,048	10,000,000	14,000,000	13,000,000
Construction Fund Transfer	4,000,000	4,000,000	4,000,000	4,000,000
Environmental Reserve Transfer	1,000,000	1,000,000	1,000,000	1,000,000
Landfill Post-Closure Maint. Fund Transfer	2,087,512	4,361,287	4,598,119	4,843,462
Host City Mitigation	317,988	-	-	-
Total Expenditures	298,274,994	359,726,061	424,526,452	456,230,966
Other Fund Transactions				
Total Other Fund Transactions	-	-	-	-
Ending Fund Balance	59,621,274	51,211,521	37,835,758	28,842,109
Reserves				
Recession Reserve	-	8,782,908	10,278,767	11,180,933
Rate Stabilization Reserve	48,602,434	29,304,314	12,049,800	822,972
Rainy Day Reserve (30 days)	11,018,839	13,124,299	15,507,191	16,838,204
Total Reserves	59,621,274	51,211,521	37,835,758	28,842,109
Reserve Shortfall	-	-	-	-
Ending Undesignated Fund Balance	-	-	-	-

Financial Plan Notes

All financial plans have the following assumptions, unless otherwise noted in below rows.

2023-2024 Proposed Budget ties to PBCS and matches 2023-2024 Estimated.

Outyear revenue and expenditure inflation assumptions are consistent with figures provided by PSB's BFPA guidance and used in the development of the 2023-2024 Rate Model.

Revenues Notes:

Disposal revenue for 2021-2024 is based on forecast system tonnage (MSW + Yard Waste) and rates. The rates are \$140.82, \$154.02, \$135.64 & \$150.83. Under the rate restructure, using a rate model, the proposed rates for 2025, 2026, 2027, and 2028 are \$167.93, \$186.81, \$205.95, & \$226.23.

Other charge for service revenues include recycling revenues, landfill gas sales, and Construction and Demolition program revenue.

Miscellaneous revenues include rental income, interest earnings and sales of real property. The estimate for 2021-2022 includes \$18.5M in revenue for the sale of the Eastgate property.

Expenditure Notes:

The Environmental Reserve Fund was established under ordinance 18826, to cover the cost of insurance coverage for solid waste environmental liabilities.

Host City Mitigation is paid intermittently. Per ILA Section 12.5 "a city is authorized to charge the County to mitigate impacts directly attributable to a County-owned Solid Waste facility."

Reserve Notes:

The Recession Reserve is calculated in the KC SWD Rate Model.

The Rate Stabilization Reserve is used to mitigate future rate increases.

30-day Rainy Day Reserve is based on operating expenditures, debt service, and rental agreements net of grant backed expenditures and services provided to the Moderate Risk Waste program.

Last Updated 09/07/2022 by Nathaniel Bennett using data from PBCS.

**2023-2024 Executive Proposed Operating Budget
SW LF POST CLOSURE MAINT (EN_A71500)**

Operating Budget Summary	Expenditures	Revenues	Reg FTE	TLT
2021-2022 Revised Budget	4,266,112	3,138,706	1.0	0.0
Base Budget Adjustments	49,779	0	0.0	0.0
Decision Package Adjustments	39,899	1,273,775	0.0	0.0
2023-2024 Executive Proposed Budget	4,355,790	4,412,481	1.0	0.0
2023-2024 Executive Proposed Ordinance	4,356,000	4,413,000	1.0	0.0

Notes

1. The 2021-2022 Revised Budget equals the 2021-2022 Adopted Biennial Budget plus all Adopted Supplementals as of the publication of this document.

2. Adjust base budget to remove 2021-2022 one-time changes including those related to pandemic response, annualize supplemental changes, and update personnel rates. Personnel budgets reflect projected 2023-2024 salary and benefit rates, current position classifications, and step/merit increases.

3. The Executive Proposed Budget is the sum of the Revised Budget, Base Budget Adjustments, and Decision Package Adjustments. All FTEs/TLTs are rounded to the nearest 1/10th of a position and in some cases, rounded numbers may not add up to the FTE/TLT totals in Executive Proposed. In the Executive Proposed Ordinance, expenditure and revenue totals are rounded up to the nearest 1,000 and FTEs and TLTs are rounded up to the maximum monthly FTEs/TLTs in the Biennium.

Decision Package Adjustment Detail	Expenditures	Revenues	Reg FTE	TLT
Technical Adjustments				
(TA_050) SW Transfer Adjustment Adjust the transfer amount to match the cost model and financial plan.	0	1,273,775	0.0	0.0
(TA_111) Overtime Account Adjustment Adjust Overtime account for GWI.	3,191	0	0.0	0.0
(TA_117) Strategic Sourcing Savings Capture savings from contracts strategically negotiated by Procurement.	(400)	0	0.0	0.0
Central Rate Adjustments	37,108	0	0.0	0.0
Total Decision Package Adjustments	39,899	1,273,775	0.0	0.0

2023 - 2024 Proposed Financial Plan
LANDFILL POST-CLOSURE MAINTENANCE / 000001040

Category	2021-2022 Estimated	2023-2024 Proposed	2025-2026 Projected	2027-2028 Projected
Beginning Fund Balance	3,896,801	3,004,849	3,061,539	3,244,205
Revenues				
Investment Earnings	41,320	51,194	52,499	53,867
Misc. Revenue	3,108	-	-	-
Transfer from SWD Operating 4040	1,803,097	4,361,287	4,598,119	4,843,462
Total Revenues	1,847,525	4,412,481	4,650,618	4,897,329
Expenditures				
Post-Closure Maintenance Expenditures	2,739,477	4,355,791	4,467,953	4,587,917
Total Expenditures	2,739,477	4,355,791	4,467,953	4,587,917
Estimated Underexpenditures				
Other Fund Transactions				
Total Other Fund Transactions	-	-	-	-
Ending Fund Balance	3,004,849	3,061,539	3,244,205	3,553,617
Reserves				
Custodial Landfill Post-Closure	811,309	826,616	875,935	959,477
Closed Landfill Post-Closure	2,103,394	2,143,077	2,270,943	2,487,532
Program Contingency	90,145	91,846	97,326	106,609
Total Reserves	3,004,849	3,061,539	3,244,205	3,553,617
Reserve Shortfall	-	-	-	-
Ending Undesignated Fund Balance	-	-	-	-

Financial Plan Notes

All financial plans have the following assumptions, unless otherwise noted in below rows.

2023-2024 Proposed Budget ties to PBCS and matches 2023-2024 Estimated.

Outyear revenue and expenditure inflation assumptions are consistent with figures provided by PSB's BFPA guidance.

Revenue Notes: Outyear projections based on SW Rate Model with BFPA guidance in the calculations.

Expenditure Notes: Outyear projections based on SW Rate Model with BFPA guidance in the calculations.

Reserve Notes: Program contingency reserves area set at 3% of ending fund balance. The custodial and closed Landfill Post-Closure percentages are based on historical patterns and anticipated needs of 27% and 70% respectively.

Last Updated 06/29/2022 by David Pierce using data from PBCS & BFPA assumptions in conjunction with the SW Rate Model.

CAP Summary by Fund

Budget: 2023-2024 Biennial, Scenario: Executive Proposed, Agency: All, Fund: 3810 SOLID WASTE CAPITAL EQUIPMENT RECOVERY, Cap Status: Approved, Is IT Proj? Both Yes and No

2023-2024 Biennial - Executive Proposed

3810 SOLID WASTE CAPITAL EQUIPMENT RECOVERY - Solid Waste				
Project Number	Project Name Class Code	Tech Adj	FY23-24	Narratives
1133925	Solid Waste Capital Equipment PROGRAMMATIC		\$10,000,000	<p>Scope: Solid Waste Capital Equipment - This project replaces two former Capital Equipment Recovery Program (CERP) projects, SW CERP Capital Repairs-1033485 and SW CERP Eq Replacement Purchase-1033487 which repaired or replaced equipment. This project consolidated those two projects for efficiency purposes. The purpose of the CERP program is provide adequate resources for replacement, rehabilitation, and major maintenance of solid waste rolling stock and stationary compactors. This project supports the replacement and rehabilitation of Solid Waste equipment purchased after 1981. A separate fund was created and annual contributions are made to it from the operating fund for replacement and major maintenance of heavy equipment items as scheduled in the Equipment Replacement Plan.</p> <p>Description of Budget Request: The requested budget amount is based on the SWD transfers from the operating fund based on forecasted revenues. This project assumed the combined roles of two standalone projects (1033485 and 1033487) for efficiency. Those projects will continue under their existing appropriation while this project will have appropriation going forward.</p>
3810 - SOLID WASTE CAPITAL EQUIPMENT RECOVERY Total			\$10,000,000	
Grand Total			\$10,000,000	

2023-2024 Capital Financial Plan

Capital Equipment Recovery Fund / 000003810

Capital Improvement Program (CIP) Budget

	2021-2022 Estimated Ending Balance (Biennium ITD Balance)	2023-2024 Proposed	2023-2024 Total (Balance + Budget)	2025-2026 Projected	2027-2028 Projected
Capital Budget Revenue Sources:					
Revenue Backing from Fund Balance	8,341,874	-	8,341,874	-	-
Transfer from Solid Waste Operating Fund 000004040		10,000,000	10,000,000	14,000,000	13,000,000
Sale of Surplus Equipment		-	-	-	-
Interest Revenue		-	-	-	-
Other Revenue		-	-	-	-
Total Capital Revenue	\$ 8,341,874	\$ 10,000,000	\$ 18,341,874	\$ 14,000,000	\$ 13,000,000
Capital Appropriation:					
SW CAP EQUIPMENT	7,407,218	10,000,000	17,407,218	14,000,000	13,000,000
SW CERP CAPITAL REPAIRS	934,657	-	934,657	-	-
Total Capital Appropriation	\$ 8,341,874	\$ 10,000,000	\$ 18,341,874	\$ 14,000,000	\$ 13,000,000

CIP Fund Financial Position

	2021-2022 Biennial-to-Date Actuals	2021-2022 Estimated	2023-2024 Biennial-to-Date Actuals	2023-2024 Estimated	2025-2026 Projected	2027-2028 Projected
Beginning Fund Balance	19,087,356	19,087,356	-	15,378,750	8,268,275	9,648,519
Capital Funding Sources						
Revenue Backing from Fund Balance						
Transfer from Solid Waste Operating Fund 00	4,779,159	6,747,048	-	10,000,000	14,000,000	13,000,000
Sale of Surplus Equipment	13,107	13,107	-	652,831	652,831	652,831
Interest Revenue	155,812	155,812	-	200,387	150,567	156,400
Total Capital Revenue	\$ 4,948,079	\$ 6,915,968	\$ -	\$ 10,853,218	\$ 14,803,398	\$ 13,809,231
Capital Expenditures						
SW CAP EQUIPMENT	4,075,098	9,958,599	-	17,293,935	13,203,882	13,203,883
SW CERP CAPITAL REPAIRS	283,501	665,976	-	669,757	219,273	187,000
Total Capital Expenditures	\$ 4,358,599	\$ 10,624,574	\$ -	\$ 17,963,692	\$ 13,423,154	\$ 13,390,883
Other Fund Transactions	-	-	-	-		
Ending Fund Balance	19,676,836	15,378,750	\$ -	8,268,275	9,648,519	10,066,866
Ending Fund Balance designated to current projects*	\$ 11,198,155	\$ 8,341,874	\$ -	\$ 378,182	\$ 955,028	\$ 564,144
Reserves						
Rolling Stock Reserve	8,478,681	8,478,681		9,040,469	9,512,119	10,029,299
Cash Flow	-	-				
Total Reserves	\$ 8,478,681	\$ 8,478,681	\$ -	\$ 9,040,469	\$ 9,512,119	\$ 10,029,299
Projected Shortfall	-	1,441,806	-	1,150,376	818,628	526,577
Ending Undesignated Fund Balance	\$ -	\$ -	\$ -	\$ -	\$ -	\$ -

Financial Plan Notes

CIP Budget Notes:

All financial plans have the following assumptions, unless otherwise noted in below rows.

2021-2022 Estimated Ending Balance column reflects the best estimate of the inception to date budget balances and actual balances after 2021 is closed.

2023-2024 Proposed Budget is consistent with PIC for 2023-2024 Executive Proposed Budget.

2023-2024 Total Budget sums the Estimated Ending Balance Budget and the 2023-2024 Budget.

Outyear revenue and expenditure budget assumptions tie to the outyears of the Ordinance Attachment by Fund report in PIC, with exceptions explicitly noted.

Revenue Notes:

Revenues shown are equal to the budgeted expenditure. Revenues include new revenue and fund balance designated to projects.

Sales of Surplus Equipment assumes equipment salvage value of 10% acquisition cost, on average.

Appropriation Notes:

CIP Fund Financial Position:

All financial plans have the following assumptions, unless otherwise noted in below rows.

Biennial to Date (BTD) expenditures and revenue reflect EBS totals for budgetary accounts as of the most recent closed month.

2021-2022 Actuals reflect 2021-2022 amounts in EBS.

2021-2022 Estimated column reflects the best estimate for the biennium based on actuals and should be informed by the fund's spending plan.

Outyear revenue projections and expenditure estimates are based on the most recent projections and reflect current project plans.

Revenues Notes:

Sales of Surplus Equipment assumes equipment salvage value of 10% acquisition cost, on average.

Expenditure Notes:

Reserve Notes:

Rolling Stock Reserve protects the fund against unanticipated asset retirements and is set at 10% of replacement value of rolling stock in the program.

The shortfall was created by lower than projected revenue from sale of surplus equipment that was being used to finance transactions. No such future sales are being budgeted for equipment purchases and any revenue from sales and interest will alleviate the shortfall.

*Fund balance designated to current projects is for projects that are already appropriated. This fund balance cannot be used for other projects without disappropriating projects or creating a shortfall in the fund.

EBS Report PA103 pulled on June15, 2022

This plan was updated by Selina Yang on June 30, 2022

CAP Summary by Fund

Budget: 2023-2024 Biennial, Scenario: Executive Proposed, Agency: All, Fund: 3901 SOLID WASTE CONSTRUCTION, Cap Status: Approved, Is IT Proj? Both Yes and No

2023-2024 Biennial - Executive Proposed

3901 SOLID WASTE CONSTRUCTION - Solid Waste				
Project Number	Project Name Class Code	Tech Adj	FY23-24	Narratives
1033496	Solid Waste Capital Construction Fund Emergent Need STANDALONE		\$10,034,216	<p>Scope: This project implements the CIP flexible contingency budget for fund 3901 approved by Council.</p> <p>Description of Budget Request: This budget request provides funding to cover increased spending in Landfill Reserve Capital fund and increased uncertainty around inflation.</p>
1033497	South County Recycling and Transfer Station STANDALONE		\$75,609,133	<p>Scope: This project entails siting, designing, permitting, and constructing a new, modern transfer and recycling facility to replace the Algona Transfer Station, which has been in operation since the 1960s and lacks recycling services.</p> <p>Description of Budget Request: This appropriation request will support the project through the close-out phase. The additional appropriation is requested due to a longer construction duration and additional project elements identified moving from 60% to 90% design. Substantial completion was estimated to be in 2024 and is now going to be complete in 2026.</p>
1033498	Northeast County Recycling and Transfer Station STANDALONE		\$7,732,606	<p>Scope: This project entails siting, permitting, designing, and constructing a new transfer and recycling facility to replace the Houghton Transfer Station in Kirkland, which has been in service the mid-1960s. The 2006 Solid Waste and Waste Export System Plan, approved by King County Council in 2007, identified the need to replace the existing Houghton Transfer Station. The County's 2019 Comprehensive Solid Waste Management Plan (County 2019), which was adopted by 24 cities and the Washington State Department of Ecology, also identified the need for a new station to replace the aging Houghton Transfer Station. The new recycling and transfer station is proposed to be located in the northeast part of King County, in or around the cities of Sammamish, Kirkland, Redmond, and Woodinville. A site with an area between 10 and 20 acres is desirable for the station. The new station will include an enclosed solid waste transfer and processing area; solid waste compactor units; a recycling collection and sorting area; employee facility; scale house and weigh station; a possible fueling station (fueling station was included during facility program development, EIS has not started and alternate to fueling station can be reviewed); space for on-site customer queuing; and a possible moderate risk waste (MRW) facility. In June 2020, the Solid Waste Division launched a siting process involving the cities of Redmond, Kirkland, Woodinville, and Sammamish, and engaging the public and stakeholders in the initial phase of the project. After design and construction, the new station is scheduled for operation in 2029.</p> <p>Description of Budget Request: The budget request will support the planning and preliminary design phases of the project. The recently completed Factoria Recycling and Transfer station project and the current 30% design for South County Recycling & Transfer Station were used as bases for cost estimates and schedule. These were adjusted for inflation and aligned with this project's schedule to determine cashflow and budget needs.</p>

CAP Summary by Fund

Budget: 2023-2024 Biennial, Scenario: Executive Proposed, Agency: All, Fund: 3901 SOLID WASTE CONSTRUCTION, Cap Status: Approved, Is IT Proj? Both Yes and No

2023-2024 Biennial - Executive Proposed

1033507	Solid Waste Capital Construction Project Oversight ADMIN		\$1,134	Scope: Auditor Capital Project Oversight - Biennial allocation of Council Auditor Capital Project Oversight costs. Description of Budget Request: Budget appropriation supports cost of Capital Project Oversight work of Capital Projects by King County Auditor
1133918	Cedar Hills Regional Landfill Facilities Relocation STANDALONE		\$31,790,001	Scope: The March 2022 Final Environmental Impact Statement for the Cedar Hills Regional Landfill Site Development & Facilities Relocation considered three action alternatives for extending the life of the landfill. All three alternatives include development of new disposal capacity in the southeast section of the site, including the area currently containing administrative and maintenance facilities. This project was approved in the 2019 Comprehensive Solid Waste Management Plan. Under this project, existing support facilities in the southeast section will be relocated, either to another location within the Cedar Hills boundary or off site. Functions and facilities, such as the scale house, truck wash, and heavy equipment maintenance facilities (CAT shack and related maintenance shop) that are needed on site to continue landfilling will be relocated within the boundary of Cedar Hills. To the extent possible, SWD will utilize property already in the division's possession to accommodate these new facilities. In 2020, SWD is pursuing an option to move the majority of CHRLF operation staff to interim facilities for up to five years. Meanwhile, design of the permanent facilities will continue and construction is expected to be completed by 2026. Description of Budget Request: The budget request will support final design and the beginning of the implementation phase. A rough order magnitude estimate was developed by a consultant and refined by SWD staff based on condition assessments of the facilities. The on-site relocation effort for the office modular, CAT shack, etc. will continue and is scheduled to be completed by 2023. Tenant improvements for the interim facilities are expected to occur in 2022 to 2023.
1137091	Closed Landfill Cover Biofiltration Pilot STANDALONE		\$837,812	Scope: The purpose of this project is to assess the vertical landfill gas emitting through landfill cover systems and evaluate the effectiveness of biofiltration eliminating those emissions. This project will look at the three Solid Waste closed landfills (Duvall, Cedar Falls, and Vashon Island) and their three different cover systems (clay, HDPE geomembrane, and HDPE geomembrane above low permeability soil). Using biofiltration technology to eliminate vertical landfill gas emissions aligns with King County's Strategic Climate Action Plan, provides a new use of organic material (compost), and meets environmental goals for the Department of Natural Resources and Parks. Description of Budget Request: The budget requested in the 2023-24 biennium will support planning, preliminary design and final design. The implementation phase of the project will be requested during the next biennium. The budget amount requested was based on similar work completed at the Cedar Hills Landfill and other closed landfills

CAP Summary by Fund

Budget: 2023-2024 Biennial, Scenario: Executive Proposed, Agency: All, Fund: 3901 SOLID WASTE CONSTRUCTION, Cap Status: Approved, Is IT Proj? Both Yes and No

2023-2024 Biennial - Executive Proposed

1138568	Transfer Station Major Asset Rehabilitation PROGRAMMATIC		\$2,532,857	<p>Scope: Transfer Station Major Asset Maintenance - This program provides rehabilitation of major assets at the transfer stations and provides for major overhaul or replacement to maintain consistent and efficient operations throughout the transfer system. Assessments will consider equity in services throughout the system, energy efficiency and carbon footprint impacts, and compliance with environmental and workplace requirements.</p> <p>Description of Budget Request: This estimate includes estimated costs of anticipated asset rehab subprojects which include major rehabilitations of transfer station assets. The appropriation supports multiple phases for each of the subprojects. New projects in 2023-2024 will focus on floor resurfacing at transfer stations.</p>
1138579	Closed Landfill Program PROGRAMMATIC		\$21,093,597	<p>Scope: SW Closed Landfill Program: The Solid Waste Division (SWD) maintains the responsibility for nine closed landfills located throughout King County - seven of these landfills remain in custodial care with regular monitoring. Landfills undergo routine monitoring of groundwater, surface water, wastewater, and landfill gas as needed. They are closed to the public, except at select landfills where some public activities are compatible with the ongoing maintenance activities. These are site specific projects at closed landfills that will investigate and implement landfill control system improvements to meet regulatory requirements under WAC 173-304 and King County Board of Health Title 10; minimize custodial operations and maintenance requirements; and in some cases develop properties for secondary uses. These projects include planning, design and construction for the identified improvements. The underlying projects consist of the following: 1116833 SW Cedar Fall Env Contrl Sys Mod; 1116838 SW Enumclaw Env Cntrl Sys Mod; 1116840 SW Vashon Env Control Sys Mod; 1124104 SW Hobart LF Cover & Gas Cntrl; 1129849 SW Duvall Env Cntrls; 1129851 SW PC Puy/Kit Cnr Env Ctrl Sys; 1129852 SW PC Houghton Env Ctrl Sys; and 1137091 SWD Closed Landfill Cover Biof.</p> <p>Description of Budget Request: Each individual project will address improvements to the environmental control systems at each closed landfill in order to meet regulatory requirements. The activities include improvements for landfill gas control and treatment system and groundwater networks to demonstrate a reduction in the risk for potential regulatory noncompliance and that the landfill conditions are aligning with the King County strategic goals to end the post closure phase. The budget request is based on prior work done at some of the sites, notably Cedar Falls and Enumclaw landfills.</p>

CAP Summary by Fund

Budget: 2023-2024 Biennial, Scenario: Executive Proposed, Agency: All, Fund: 3901 SOLID WASTE CONSTRUCTION, Cap Status: Approved, Is IT Proj? Both Yes and No

2023-2024 Biennial - Executive Proposed

1143751	Solid Waste Electric Vehicle Infrastructure STANDALONE		\$8,981,827	<p>Scope: The division has committed to using electric vehicles and equipment instead of fossil fueled vehicles and equipment. Concurrent to plans to order electric vehicles and equipment is the planning, design, and implementation of the electric vehicle and equipment service equipment infrastructure. The electrical infrastructure of our landfill, transfer stations, closed landfills, and drop boxes may require capital improvements to provide enough electric power required by the increase electric power load demand of the electric vehicle and equipment battery charging. This project will include the planning to develop an infrastructure improvement plan, electric vehicle and equipment service equipment design, and construction and installation services needs to build the infrastructure improvements.</p> <p>Description of Budget Request: This request will allow the division to perform the planning, design and construction necessary to be ready to start converting the light, medium, and heavy-duty vehicle fleet in 2023-2024.</p>
1143795	Solid Waste Co-digestion Pre-processing Facility STANDALONE		\$11,072,327	<p>Scope: Plan and build a structure to house a co-digestion pre-processing facility.</p> <p>Description of Budget Request: This request will support the planning and design phases of the project and potentially some implementation. The request is scaled in order to move quickly on developing a structure to house a co-digestion pre-processing facility. New state law on organics diversion (House Bill 1799) and the approaching goal of zero waste of resources by 2030 are creating the urgency to add new organics processing capabilities in the region.</p>
1143801	Solid Waste SCADA - Security Upgrades STANDALONE		\$2,362,905	<p>Scope: This project will install and configure a second I-Net at all of the Division’s facilities, this includes the purchase of all needed hardware, SWD staff time to support the installation, KCIT and their consultants time to plan, design and install the I-Net. This includes new switches and the necessary supporting hardware. This includes network design and any hardware programming that is needed to support the implementation of new network security.</p> <p>Description of Budget Request: The requested appropriation will support the design , implementation and close-out phases of this project. The project spending includes SWD staff, KCIT staff, consultants, equipment purchase and implementation. The budget requested is necessary to cover total project costs through the anticipated completion date in 2024.</p>

CAP Summary by Fund

Budget: 2023-2024 Biennial, Scenario: Executive Proposed, Agency: All, Fund: 3901 SOLID WASTE CONSTRUCTION, Cap Status: Approved, Is IT Proj? Both Yes and No

2023-2024 Biennial - Executive Proposed

1143867	Solid Waste Harbor Island Roof Replacement STANDALONE		\$813,700	<p>Scope: This project is to replace the Warehouse "E" roof at Harbor Island which is located at 3235 16th Ave SW Seattle WA 98134. The existing roof is a typical built up roof. The scope of work includes conducting roof assessment, complete recommended repairs and replace 90,000 sf roof with Thermoplastic Polyelifin (TPO) including all existing penetrations to be integrated in to the new TPO roof system.</p> <p>Description of Budget Request: The requested appropriation will support the planning, permitting, roof repair, overlay of new TPO roof and close-out of this project. Projected spending includes fully burdened staff time, construction materials, and project contingency. The budget requested is necessary to cover total project costs through the anticipated completion date in 2023; budget authority is needed to sign vendor contracts and move forward with procurement of roof materials, permitting and implementation.</p>
1144102	Solid Waste Renton Redevelopment STANDALONE		\$3,151,798	<p>Scope: Identify, design, and implement new uses aligned with County goals for waste diversion and recycling at the current Renton Recycling and Transfer Station location.</p> <p>Description of Budget Request: This request is needed to plan and do preliminary design of redevelopment options for the Renton Recycling and Transfer Station. New state law on organics diversion and the approaching goal of zero waste of resources by 2030 are creating the urgency to repurpose an older transfer station into something that can advance us towards our environmental goals.</p>
3901 - SOLID WASTE CONSTRUCTION		Total	\$176,013,913	
Grand Total			\$176,013,913	

2023-2024 Capital Financial Plan

SOLID WASTE CONSTRUCTION FUND / 00003901

Capital Improvement Program (CIP) Budget

	2021-2022 Estimated Ending Balance (Biennium ITD Balance)	2023-2024 Proposed	2023-2024 Total (Balance + Budget)	2025-2026 Projected	2027-2028 Projected
Capital Budget Revenue Sources:					
Revenue Backing from Fund Balance	6,022,522	-	6,022,522	-	-
New Bond Proceeds	183,181,560	172,013,913	355,195,473	46,416,994	119,753,074
Transfer From Solid Waste Opt. Fund 4040	-	4,000,000	4,000,000	4,000,000	4,000,000
Surplus Property Sale	-	-	-	-	-
Other Revenue	-	-	-	-	-
Total Capital Revenue	\$ 189,204,082	\$ 176,013,913	\$ 365,217,995	\$ 50,416,994	\$ 123,753,074
Capital Appropriation:					
SW South County Recycling & TS	98,870,662	75,609,133	174,479,795	-	-
SW Northeast Recycling & TS	40,423,846	7,732,606	48,156,452	9,700,625	117,237,077
SW Facilities Relocation	19,341,839	31,790,001	51,131,840	32,110,812	6,491,034
SW Codigestion Facility	-	11,072,327	11,072,327	8,563,805	-
Other Transfer Station Projects	10,284,812	17,843,087	28,127,899	-	-
Closed Landfill Projects	10,272,424	21,931,409	32,203,833	-	-
Administrative Projects	10,010,500	10,035,350	20,045,850	41,752	24,963
Total Capital Appropriation	\$ 189,204,082	\$ 176,013,913	\$ 365,217,995	\$ 50,416,994	\$ 123,753,074

CIP Fund Financial Position

	2021-2022 Biennial-to-Date Actuals	2021-2022 Estimated	2023-2024 Biennial-to-Date Actuals	2023-2024 Estimated	2025-2026 Projected	2027-2028 Projected
Beginning Fund Balance	4,052,688	4,052,688	-	6,022,522	9,063,165	11,253,364
Capital Funding Sources						
Bond Proceeds	10,572,937	41,578,076	-	219,038,099	185,674,728	146,001,215
Transfer From Solid Waste Op Fund	2,833,322	4,000,000	-	4,000,000	4,000,000	4,000,000
Interest & Other Revenue	40,379	40,379	-	599,462	836,399	694,344
Total Capital Revenue	\$ 13,446,638	\$ 45,618,455	\$ -	\$ 223,637,561	\$ 190,511,127	\$ 150,695,559
Capital Expenditures						
SW South County Recycling & TS	8,497,380	13,983,533	-	98,336,940	73,840,354	1,258,614
SW Northeast Recycling & TS*	1,104,649	2,158,790	-	42,776,384	12,629,378	117,569,138
SW Facilities Relocation	1,237,886	6,649,315	-	33,295,418	50,202,376	6,235,892
SW Codigestion Facility	-	-	-	4,406,340	15,035,376	-
Other Projects	1,784,127	11,166,286	-	16,851,404	10,978,789	1,351,473
Closed Landfill Projects	2,435,506	9,690,697	-	24,930,432	25,634,655	20,821,642
Administrative Projects	-	-	-	-	-	-
Total Capital Expenditures	\$ 15,059,547	\$ 43,648,621	\$ -	\$ 220,596,919	\$ 188,320,928	\$ 147,236,760
Other Fund Transactions	-	-	-	-	-	-
Ending Fund Balance	2,439,778	6,022,522	\$ -	9,063,165	11,253,364	14,712,164
Ending Fund Balance designated to current projects*	\$ 2,439,778	\$ 6,022,522	\$ -	\$ 9,063,165	\$ 11,253,364	\$ 14,712,164
Reserves						
Grant Contingency	-	-	-	-	-	-
Cash Flow	-	-	-	-	-	-
Total Reserves	\$ -	\$ -	\$ -	\$ -	\$ -	\$ -
Projected Shortfall	-	-	-	-	-	-
Ending Undesignated Fund Balance	\$ -	\$ -	\$ -	\$ -	\$ -	\$ -

Financial Plan Notes

CIP Budget Notes:

All financial plans have the following assumptions, unless otherwise noted in below rows.

2021-2022 Estimated Ending Balance column reflects the best estimate of the inception to date budget balances and actual balances after 2021 is closed.

2023-2024 Proposed Budget is consistent with PIC for 2023-2024 Executive Proposed Budget.

2023-2024 Total Budget sums the Estimated Ending Balance Budget and the 2023-2024 Budget.

Outyear revenue and expenditure budget assumptions tie to the outyears of the Ordinance Attachment by Fund report in PIC, with exceptions explicitly noted.

Revenue Notes:

Revenues shown are equal to the budgeted expenditure. Revenues include new revenue and fund balance designated to projects.

Appropriation Notes:

CIP Fund Financial Position:

All financial plans have the following assumptions, unless otherwise noted in below rows.

Biennial to Date (BTD) expenditures and revenue reflect EBS totals for budgetary accounts as of the most recent closed month.

2021-2022 Actuals reflect 2021-2022 amounts in EBS.

2021-2022 Estimated column reflects the best estimate for the biennium based on actuals and should be informed by the fund's spending plan.

Outyear revenue projections and expenditure estimates are based on the most recent projections and reflect current project plans.

Revenues Notes:

Expenditure Notes:

*NE Recycling and Transfer Station spending projections include potential site acquisition in 2023-2024

Reserve Notes:

*Fund balance designated to current projects is for projects that are already appropriated. This fund balance cannot be used for other projects without disappropriating projects or creating a shortfall in the fund.

EBS Report PA103 pulled on June 17, 2022.

This plan was updated by Selina Yang on June 30, 2022.

CAP Summary by Fund

Budget: 2023-2024 Biennial, Scenario: Executive Proposed, Agency: All, Fund: 3910 LANDFILL RESERVE, Cap Status: Approved, Is IT Proj? Both Yes and No

2023-2024 Biennial - Executive Proposed

3910 LANDFILL RESERVE - Solid Waste				
Project Number	Project Name Class Code	Tech Adj	FY23-24	Narratives
1033546	Landfill Reserve Fund Emergent Need STANDALONE		\$8,022,000	Scope: This project implements the CIP flexible contingency budget for fund 3910 approved by Council. Description of Budget Request: Budget request provides funding to cover increased spending in Landfill Reserve Capital fund and increased uncertainty around inflation.
1033548	Landfill Reserve Capital Improvement Program Oversight ADMIN		\$8,092	Scope: Landfill Reserve Capital Improvement Program Oversight - This project appropriates funds to cover the cost of CIP oversight services provided to the SWD's Landfill Reserve Fund projects by the King County Auditor's Office. Description of Budget Request: Budget appropriation supports cost of Capital Project Oversight work of Capital Projects by King County Auditor.
1112415	Cedar Hills Regional Landfill Area 8 Closure STANDALONE		\$18,677,199	Scope: Cedar Hills Landfill Area 8 Closure: This project consists of multi-stage construction of the final cover system over Refuse Area 8 between the years 2024 and 2028. It will also include Area 8 lifts starting from 5 thru 10 (approx). The staged construction years are currently scheduled to begin in 1st qtr. of 2024. The team is working to pull this date back into 2023 if possible. The work includes preliminary and final design, preparation of contract documents, and the installation of liner, landfill gas, leachate, BIM technical and design support, and surface-water control facilities. Description of Budget Request: This appropriation request will support the beginning of project implementation. The 6-year appropriation plan and spending are based on experience with previous landfill closure projects.
1129844	Cedar Hills Regional Landfill Pump Station Repairs STANDALONE		\$91,925	Scope: The goal of this scope of work is to inspect, evaluate, design, and implement the repairs, calibrations, and improvements required to optimize pump capacities and ensure their continued safe and reliable operation to Cedar Hills Regional Landfill Pump Stations 1A, 2, 3, and 4. As part of the inspection, leachate inflows must first be measured in order to appropriately calibrate the pumps at each of the four pump stations. Additionally, a wet well leak test must determine if there are any outward flows of leachate from pump station 1A through any observed cracks, seams or panel joints. Description of Budget Request: The 2023-2024 budget request will support adjustments to KC engineering, KC project management, and design consultant personnel to their correct levels for the implementation and close-out phases. Thus far the project has made use of JOC (Job Order Contracting) construction for much of the project scope in order to make repairs as quickly as possible. The remainder of the work is to be performed via standard competitive bid. Costs for the solicitation are included in the budget request.

CAP Summary by Fund

Budget: 2023-2024 Biennial, Scenario: Executive Proposed, Agency: All, Fund: 3910 LANDFILL RESERVE, Cap Status: Approved, Is IT Proj? Both Yes and No

2023-2024 Biennial - Executive Proposed

1129848	Cedar Hills Regional Landfill Area 5 Top Deck Development and Closure STANDALONE		\$13,635,250	<p>Scope: The primary goal of this project is to develop the top deck of the Area 5 for filling the last lift to 788 feet elevation and construct the final closure cover system for the closed surface. The work includes preliminary and final design, preparation of contract documents, and the installation of liner, landfill gas, leachate, and surface water control facilities. This project consists of the following under two major tasks: 1] Area 5 Top Deck preparation (removal of approximately 30 feet of soil presently atop the area to an offsite location, prepare grading and filling sequence plan; prepare the storm water and CSW plan; prepare LFG collection plan; update the Area 5 Plan of Operations). And 2] Area 5 Top Deck Closure (plan, design, and construction of final cover systems over a projected 60 acres of closed refused surfaces of Area 5 top deck between 2026 and 2029).</p> <p>Description of Budget Request: Areas 5 and 6 need to be prepared so that they can begin receiving refuse when Area 8 is filled to capacity in 2026. The preparation work will involve removal of approximately 30 feet of stockpiled fill; grading and surface preparation, construction of landfill gas, stormwater, and contaminated stormwater pipes and headers; and related activities. The specific amount requested provides funding for planning, preliminary design, partial final design, construction and construction management for years 2024-2027. The contracts will be executed beginning in 2023 and 2024 and amended incrementally as filling of the landfill progresses. Final project completion is anticipated to in 2030 or 2031.</p>
1133923	Cedar Hills Regional Landfill Area 9 New Area Development STANDALONE		\$7,908,000	<p>Scope: The King County Solid Waste Division is exploring ways to extend the useful life of the landfill by developing more disposal capacity at the site. The March 2022 Final Environmental Impact Statement for Cedar Hills Site Development & Facilities Relocation considered three action alternatives for extending the life of Cedar Hills. All active alternatives included development of new disposal capacity in the southeast section of the landfill by developing Area 9. Development of Area 9 would require excavation of approximately two million cubic yards of soil, construction of a retaining wall, and installation of a bottom liner system. The Area 9 development project will add approximately 10.4 million cubic yards of disposal capacity to Cedar Hills.</p> <p>Description of Budget Request: The budget request will support the preliminary and final design phases and is based on prior projects that developed earlier sections of the landfill. The project is substantially similar to those previous landfill development projects. The budget is based on engineering quantity estimates of major items and application of appropriate contingency factors for estimates made at the planning information level.</p>

CAP Summary by Fund

Budget: 2023-2024 Biennial, Scenario: Executive Proposed, Agency: All, Fund: 3910 LANDFILL RESERVE, Cap Status: Approved, Is IT Proj? Both Yes and No

2023-2024 Biennial - Executive Proposed

1133924	Cedar Hills Regional Landfill North Flare Station Electrical STANDALONE		\$1,015,407	<p>Scope: North Flare Station (NFS) Motor Control Center (MCC) will upgrade the existing control panels at the NFS to make them safer. The new MCC will be in an enclosed building that will power and control the existing blowers and flares. The new building will be built outside the gas classification footprint and bring it up to current code. The existing electrical meter will also be moved out of the above mentioned classified area into a non-explosive gas classified area. Refinement to the project scope involved design changes, which also increased design costs. Many changes have happened with other projects that impacted the design and need for a larger generator at the NFS. With the Facilities Relocation project, it will add a larger footprint of employees that will be working at the NFS and this impacted the designs.</p> <p>Description of Budget Request: This budget request supports the construction of a new motor control center and the RFP process for selecting a contractor. The requested amount is based on an engineering estimate by a SWD consultant. The design for the control center was covered under an earlier appropriation.</p>
1138567	Cedar Hills Regional Landfill Major Asset Rehabilitation PROGRAMMATIC		\$5,201,102	<p>Scope: This project provides assessment of major assets at the Cedar Hills Regional Landfill and provides for major overhaul or replacement to maintain consistent and efficient operations of the environmental control and operating systems. Assessments will consider energy efficiency and carbon footprint and compliance with environmental and workplace requirements.</p> <p>Description of Budget Request: Requested appropriation will support the assessment and design of projects that will be needed to implement subprojects as a result of these assessments. Projected spending includes fully burdened staff time, implementation materials and labor and project costs. Budget will also be used to sign consultant and contractor contracts as the subprojects forward.</p>
1138575	Cedar Hills Regional Landfill Impoundments and Conveyance Compliance STANDALONE		\$10,208,640	<p>Scope: This project provides assessment and improvements to leachate conveyance systems at the Cedar Hills Regional Landfill, Vashon Landfill and transfer stations to support compliance with WAC 173-350 for leak detection. This project will: * Identify viable testing methods for demonstrating compliance with Chapter 173-350-330 at SWD facilities subject to that requirement. * Implement system/asset testing * Produce documentation in support of establishing an ongoing program to implement system/asset testing methods. The documents will describe the monitoring and testing process, frequency and maintenance required to support the program, and recordkeeping requirements.</p> <p>Description of Budget Request: The requested appropriation will support the assessment, design, and implementation of actions that will be needed to implement impoundments and conveyance systems. Projected spending includes fully burdened staff time, implementation materials and labor and project costs.</p>

CAP Summary by Fund

Budget: 2023-2024 Biennial, Scenario: Executive Proposed, Agency: All, Fund: 3910 LANDFILL RESERVE, Cap Status: Approved, Is IT Proj? Both Yes and No

2023-2024 Biennial - Executive Proposed

1142443	Cedar Hills Regional Landfill Leachate Treatment SW CHRLF LEACHATE PROGRAM		\$15,668,360	<p>Scope: The project's primary objective is to implement a treatment system that will reduce arsenic and other metals in the discharged leachate to below the regulatory limits.</p> <p>Description of Budget Request: This budget request will convert the project from a subproject under the Cedar Hills Leachate Program (P#1133921) to a standalone project. This change is being requested due to the size and complexity of the project, which exceeded initial expectations. The budget requested will support the project through completion based on current estimates.</p>
1143774	Cedar Hills Regional Landfill Header Replacement STANDALONE		\$5,719,250	<p>Scope: This project will replace the 4 Interior header at Cedar Hills Regional Landfill and will replace sections of other headers as needed.</p> <p>Description of Budget Request: Budget requested will fund the planning, alternatives analysis, design and construction of the header replacement. The budget was developed based on escalated costs from previous similar projects.</p>
1143775	Cedar Hills Regional Landfill Sound Wall STANDALONE		\$4,228,614	<p>Scope: This project will install a sound barrier in the southeast corner of CHRLF to mitigate noise in that area.</p> <p>Description of Budget Request: The budget request will cover the planning, design and construction of the sound wall.</p>
1143776	Cedar Hills Regional Landfill North Flare Station Flare Replacement STANDALONE		\$7,776,946	<p>Scope: This project will replace three of the enclosed ground flares at the North Flare Station with new flares with a higher turn down ratio. The current open flare used for turn down will be disconnected from the NFS and will be reconditioned for use as a portable, trailer mounted flare.</p> <p>Description of Budget Request: The budget request covers planning, design, specifications, purchase and installation of flares and associated piping.</p>
1143777	Cedar Hills Regional Landfill Leachate Discharge Line Improvements STANDALONE		\$16,537,286	<p>Scope: This project will accurately located the main leachate discharge line from Cedar Hills Regional Landfill and will design and construct access points for future inspection. Sections of the leachate discharge line are expected to require replacement and relocation to keep the leachate line out of the traffic lanes of WA SR 169.</p> <p>Description of Budget Request: The budget request will cover the investigation of the pipeline location and the planning, design and construction of the replacement of sections of pipeline that are located within the travel lanes of WA SR169.</p>

CAP Summary by Fund

Budget: 2023-2024 Biennial, Scenario: Executive Proposed, Agency: All, Fund: 3910 LANDFILL RESERVE, Cap Status: Approved, Is IT Proj? Both Yes and No

2023-2024 Biennial - Executive Proposed

1144290	Cedar Hills Regional Landfill Area 6 Top Deck STANDALONE		\$13,635,250	<p>Scope: The primary goal of this project is to develop the top deck of the Area 6 for filling the last lift to 788 feet elevation and construct the final closure cover system for the closed surface. The work includes preliminary and final design, preparation of contract documents, and the installation of liner, landfill gas, leachate, and surface water control facilities. This project consists of the following under two major tasks: 1] Area 6 Top Deck preparation (removal of approximately 30 feet of soil presently atop the area to an offsite location, prepare grading and filling sequence plan; prepare the storm water and CSW plan; prepare LFG collection plan; update the Area 6 Plan of Operations). And 2] Area 6 Top Deck Closure (plan, design, and construction of final cover systems over a projected 60 acres of closed refused surfaces of Area 6 top deck between 2026 and 2029).</p> <p>Description of Budget Request: Areas 5 and 6 need to be prepared so that they can begin receiving refuse when Area 8 is filled to capacity in 2026. The preparation work will involve removal of approximately 30 feet of stockpiled fill; grading and surface preparation, construction of landfill gas, stormwater, and contaminated stormwater pipes and headers; and related activities. The specific amount requested provides funding for planning, preliminary design, partial final design, construction and construction management for years 2024-2027. The contracts will be executed beginning in 2023 and 2024 and amended incrementally as filling of the landfill progresses. Final project completion is anticipated to in 2030 or 2031.</p>
3910 - LANDFILL RESERVE		Total	\$128,333,321	
Grand Total			\$128,333,321	

2023-2024 Capital Financial Plan

LANDFILL RESERVE FUND / 000003910

Capital Improvement Program (CIP) Budget

	2021-2022 Estimated Ending Balance (Biennium ITD Balance)	2023-2024 Proposed	2023-2024 Total (Balance + Budget)	2025-2026 Projected	2027-2028 Projected
Capital Budget Revenue Sources:					
Revenue Backing from Fund Balance	29,476,570	-	29,476,570	-	-
Bond Proceeds	38,708,973	100,047,472	138,756,445	43,575,036	7,474,460
Transfer From Solid Waste Opt. Fund 4040	-	28,285,849	28,285,849	31,263,850	31,760,640
Interest Revenue	-	-	-	-	-
Other Revenue	470,504	-	470,504	-	-
Total Capital Revenue	\$ 68,656,046	\$ 128,333,321	\$ 196,989,367	\$ 74,838,886	\$ 39,235,100
Capital Appropriation:					
Area 5 Top Deck	482,147	13,635,250	14,117,397	115,121	3,264,324
Area 6 Top Deck	-	13,635,250	13,635,250	3,353,873	-
Area 8 Closure	5,077,384	18,677,199	23,754,583	17,410,142	1,417,266
Area 9 New Area Development	17,130,950	7,908,000	25,038,950	53,927,265	34,534,286
Other Landfill Projects	43,987,743	66,447,530	110,435,273	-	-
Administrative Projects	1,977,821	8,030,092	10,007,913	32,485	19,224
Total Capital Appropriation	\$ 68,656,046	\$ 128,333,321	\$ 196,989,367	\$ 74,838,886	\$ 39,235,100

CIP Fund Financial Position

	2021-2022 Biennial-to-Date Actuals	2021-2022 Estimated	2023-2024 Biennial-to-Date Actuals	2023-2024 Estimated	2025-2026 Projected	2027-2028 Projected
Beginning Fund Balance	53,505,765	53,505,765	-	36,976,570	39,963,812	25,421,099
Capital Funding Sources						
Bond Proceeds	205,908	6,784,305	-	74,215,558	74,782,020	42,153,518
Transfer From Solid Waste Opt. Fund 4040 ¹	17,998,202	24,244,052	-	28,285,849	31,263,850	31,760,640
Interest Revenue	455,148	455,148	-	449,959	748,543	502,144
Other Revenue	15,356	15,356	-	-	-	-
Total Capital Revenue	\$ 18,674,613	\$ 31,498,861	\$ -	\$ 102,951,366	\$ 106,794,414	\$ 74,416,303
Capital Expenditures						
Area 5 Top Deck	-	-	-	1,243,854	12,455,005	3,238,765
Area 6 Top Deck	1,209	1,209	-	1,243,854	12,455,005	3,238,765
Area 8 Closure	569,584	3,218,103	-	19,728,917	21,435,807	1,417,268
Area 9 New Area Development	1,373,211	4,919,999	-	8,276,688	63,070,295	42,153,518
Other Landfill Projects	19,937,952	39,888,745	-	69,470,811	11,921,015	222,036
Administrative Projects	-	-	-	-	-	-
Total Capital Expenditures	\$ 21,881,957	\$ 48,028,057	\$ -	\$ 99,964,123	\$ 121,337,127	\$ 50,270,351
Other Fund Transactions	-	-	-	-	-	-
Ending Fund Balance	50,298,422	36,976,570	\$ -	39,963,812	25,421,099	49,567,050
Ending Fund Balance designated to current projects*	\$ 42,798,422	\$ 29,476,570	\$ -	\$ 31,713,812	\$ 16,421,099	\$ 38,567,050
Reserves						
Post Closure Care	7,500,000	7,500,000	-	8,250,000	9,000,000	11,000,000
Cash Flow	-	-	-	-	-	-
Total Reserves	\$ 7,500,000	\$ 7,500,000	\$ -	\$ 8,250,000	\$ 9,000,000	\$ 11,000,000
Projected Shortfall	-	-	-	-	-	-
Ending Undesignated Fund Balance	\$ -	\$ -	\$ -	\$ -	\$ -	\$ -

Financial Plan Notes

CIP Budget Notes:

All financial plans have the following assumptions, unless otherwise noted in below rows.

2021-2022 Estimated Ending Balance column reflects the best estimate of the inception to date budget balances and actual balances after 2021 is closed.

2023-2024 Proposed Budget is consistent with PIC for 2023-2024 Executive Proposed Budget.

2023-2024 Total Budget sums the Estimated Ending Balance Budget and the 2023-2024 Budget.

Outyear revenue and expenditure budget assumptions tie to the outyears of the Ordinance Attachment by Fund report in PIC, with exceptions explicitly noted.

Revenue Notes: Other revenues include Public Works Loans

Revenues shown are equal to the budgeted expenditure. Revenues include new revenue and fund balance designated to projects.

Appropriation Notes:

CIP Fund Financial Position:

All financial plans have the following assumptions, unless otherwise noted in below rows.

Biennial to Date (BTD) expenditures and revenue reflect EBS totals for budgetary accounts as of the most recent closed month.

2021-2022 Actuals reflect 2021-2022 amounts in EBS.

2021-2022 Estimated column reflects the best estimate for the biennium based on actuals and should be informed by the fund's spending plan.

Outyear revenue projections and expenditure estimates are based on the most recent projections and reflect current project plans.

Revenues Notes:

Solid Waste contribution based on \$15.35/ton for 2023 (\$13,750,160) and \$16.33/ton for 2024 (\$14,535,689);

Other revenue includes Public Works Loans

Expenditure Notes:

Reserve Notes:

The Post-Closure Care Reserve is dedicated funding for care and monitoring of the Cedar Hills Regional Landfill after it stops accepting waste from the King County municipal solid waste system. Once closed funding will be sufficient for 30 years of post-closure monitoring and maintenance.

*Fund balance designated to current projects is for projects that are already appropriated. This fund balance cannot be used for other projects without disappropriating projects or creating a shortfall in the fund.

EBS Report GL_30 pulled on June 18, 2022

This plan was updated by Selina Yang on June 30, 2022

WASTEWATER TREATMENT DIVISION

MISSION

The Wastewater Treatment Division protects public health and enhances the environment by collecting and treating wastewater while recycling valuable resources for the Puget Sound region.

OVERVIEW

The Wastewater Treatment Division (WTD) is committed to protecting and improving water quality by providing wastewater collection and treatment for local sewer agencies, which the division has been doing for over 50 years. WTD serves about two million people within a 424-square-mile area, including most of King County and parts of south Snohomish County and northeast Pierce County.

WTD's regional system includes three large wastewater treatment plants (West Point in Seattle, South Plant in Renton, and Brightwater near Woodinville), two smaller wastewater treatment plants (Vashon Island and Carnation), a community septic system, combined sewer overflow treatment facilities, regulator stations, pump stations, and over 391 miles of sewer pipelines.

WTD employs almost 700 people who plan, design, build, and operate treatment facilities. WTD employees also enforce regulations to reduce harmful waste from entering the system and educate the public and businesses on ways to protect water quality. To WTD, success means clean water. It means keeping a promise to another generation that this beautiful environment will be there for them to enjoy. It also means being accountable to WTD's ratepayers and operating a well-managed agency.

2023 - 2024 Proposed Financial Plan
Water Quality Consolidated / 4611, 8920, 3611, 3612

Category	2021-2022 Estimated	2023-2024 Proposed	2025-2026 Projected	2027-2028 Projected
Beginning Fund Balance	548,667,460	588,751,737	533,499,310	560,165,312
Revenues				
Sewer Rate	861,354,983	988,514,328	1,133,850,401	1,304,438,221
Capacity Charge	184,473,941	195,732,222	213,743,946	235,652,701
Industrial Waste	20,100,075	20,516,802	20,949,928	21,171,091
Resource Recovery	18,766,066	16,942,652	6,047,455	6,415,745
Other Operating Revenues	10,575,267	9,729,829	8,825,089	8,895,379
Investment Income	9,645,304	13,303,494	16,900,281	22,672,945
State Revolving Fund/Public Works Loans, Other	65,389,494	210,498,119	96,844,511	-
Insurance Recoveries	19,000,000	-	-	-
Commercial Paper & Variable Rate Debt (Net)	127,850,368	(8,914,959)	13,697,791	95,137,815
Bond Proceeds (Net), including defeasance replacement	415,162,764	501,351,156	517,659,468	691,295,541
Total Revenues	1,732,318,263	1,947,673,644	2,028,518,870	2,385,679,438
Expenditures				
<i>Salaries and Benefits</i>	117,977,541	140,675,804	170,323,582	189,141,307
<i>Supplies</i>	38,837,174	40,119,079	47,998,528	52,415,593
<i>Services</i>	74,523,343	93,722,815	102,806,180	111,802,138
<i>Intragovernmental & Other</i>	85,980,382	101,582,215	103,100,998	112,588,867
<i>WaterWorks Grants and Carbon & Energy Program</i>	5,695,297	6,857,527	7,225,419	7,890,339
Operating Expenditures	323,013,737	382,957,440	431,454,708	473,838,245
Capital Expenditures	514,876,472	787,650,352	975,729,910	1,057,933,270
Debt Service, Defeasance, and Retirements	869,228,404	948,599,518	712,190,930	726,191,034
Total Expenditures	1,707,118,613	2,119,207,310	2,119,375,547	2,257,962,548
Estimated Underexpenditures				
Other Fund Transactions				
Transfers In for Interim Debt Redemption	34,303,951	98,404,119	77,418,126	-
Transfers In For Bond Reserves (from Bond Proceeds)	(19,419,324)	17,877,121	40,104,553	48,257,279
Total Other Fund Transactions	14,884,627	116,281,240	117,522,679	48,257,279
Ending Fund Balance	588,751,737	533,499,310	560,165,312	736,139,481
Reserves				
Rate Stabilization Reserve	46,250,000	46,250,000	46,250,000	46,250,000
Operating Liquidity Reserve	17,549,004	19,887,812	22,086,935	24,243,938
Emergency Capital Reserve	15,000,000	15,000,000	15,000,000	15,000,000
Construction Cash Balance Reserve	5,000,000	5,000,000	5,000,000	5,000,000
Lower Duwamish Reserve	78,800,000	-	-	-
Parity Bond Reserve	127,920,807	146,559,369	186,706,961	235,007,279
State Revolving Fund Loan Reserve	980,794	219,353	176,314	133,275
Total Reserves	291,500,605	232,916,534	275,220,210	325,634,492
Reserve Shortfall	-	-	-	-
Ending Undesignated Fund Balance	297,251,132	300,582,776	284,945,102	410,504,989

Financial Plan Notes

Please see individual notes for each financial plan. All expenditure and revenues are reflected in this enterprise plan except for interfund transfers between enterprise funds, which have no impact on the enterprise financial position.

Last Updated 9/20/2022 by Nathaniel Bennett using data from PBCS and BFPA assumptions.

**2023-2024 Executive Proposed Operating Budget
WASTEWATER TREATMENT (EN_A46100)**

Operating Budget Summary	Expenditures	Revenues	Reg FTE	TLT
2021-2022 Revised Budget	352,317,595	1,082,455,282	699.0	1.0
Base Budget Adjustments	12,525,184	16,229,026	0.0	(1.0)
Decision Package Adjustments	18,114,652	146,055,019	96.0	5.0
2023-2024 Executive Proposed Budget	382,957,431	1,244,739,327	795.0	5.0
2023-2024 Executive Proposed Ordinance	382,958,000	1,244,740,000	795.0	5.0

Notes

1. The 2021-2022 Revised Budget equals the 2021-2022 Adopted Biennial Budget plus all Adopted Supplementals as of the publication of this document.
2. Adjust base budget to remove 2021-2022 one-time changes including those related to pandemic response, annualize supplemental changes, and update personnel rates. Personnel budgets reflect projected 2023-2024 salary and benefit rates, current position classifications, and step/merit increases.
3. The Executive Proposed Budget is the sum of the Revised Budget, Base Budget Adjustments, and Decision Package Adjustments. All FTEs/TLTs are rounded to the nearest 1/10th of a position and in some cases, rounded numbers may not add up to the FTE/TLT totals in Executive Proposed. In the Executive Proposed Ordinance, expenditure and revenue totals are rounded up to the nearest 1,000 and FTEs and TLTs are rounded up to the maximum monthly FTEs/TLTs in the Biennium.

Decision Package Adjustment Detail	Expenditures	Revenues	Reg FTE	TLT
Direct Service Changes				
(DS_001) Human Resource Associates Add two human resource associates to assist with increased workload as a result of growing WTD FTE counts, the need for adequate staffing of capital and operations work, and support for priorities such as ESJ efforts and upcoming Green Jobs programs.	0	0	2.0	0.0
(DS_002) Project Manager Add a capital project manager in the Director's Office to manage unique, time-sensitive initiatives. This function is currently provided through ad hoc assignments of project managers from the capital program, which reduces capital project throughput.	197,598	0	1.0	0.0
(DS_003) Offsite Safety Oversight Add a health and safety position in the Director's Office to oversee safety at East and West offsite facilities. This position will fill an existing safety program gap by ensuring construction and operational safety at offsite facilities.	253,770	0	1.0	0.0

**2023-2024 Executive Proposed Operating Budget
WASTEWATER TREATMENT (EN_A46100)**

Decision Package Adjustment Detail	Expenditures	Revenues	Reg FTE	TLT
(DS_004) Environmental Permitting Staff for CIP Support Add two new positions to the Environmental Services Unit to address existing workload associated with environmental planning support for the capital improvement program and minimize service gaps. This position will also enable the appropriate level of support for Equity and Social Justice, Clean Water Healthy Habitat, and the Strategic Climate Action Plan.	64,943	0	2.0	0.0
(DS_005) Environmental and Community Services Administrator Add an administrator to WTD's Environmental and Community Services Section (ECSS).	299,476	0	1.0	0.0
(DS_006) Community Services Positions Add six positions in Community Services to support growth in WTD's capital improvement program; the division's planning inspection, modeling, monitoring and mapping work group (PIM3); Executive priorities related to ESJ, the SCAP, and CWHH; and ONEDNRP standardization.	659,456	0	6.0	0.0
(DS_007) Education and Engagement Increase education and engagement operations funding to cover expenses for program services to the communities throughout the Wastewater Treatment Division (WTD) service area.	200,000	0	0.0	0.0
(DS_008) Industrial Waste Compliance Investigator Add a compliance investigator to WTD's Industrial Waste Program (IW), which ensures that WTD meets its delegated pretreatment program responsibilities under its National Pollutant Discharge Elimination System (NPDES) permits.	382,716	0	1.0	0.0
(DS_009) Mitigation and Monitoring Staff Add two positions to the Mitigation and Monitoring Program to support capital projects and WTD operational needs, including managing and maintaining restoration sites, reviewing planting and mitigation plans during planning phases of a project, providing operational support for managing hazard trees on WTD properties, and supporting the Clean Water Healthy Habitat Initiative.	125,481	0	2.0	0.0
(DS_010) Property Asset Management Program (PAM) Support Add a position to the Property Asset Management program to ensure that the program responsibilities of protecting WTD's property, property assets, and staff are met at a level that does not jeopardize WTD's ability to respond to urgent capital and operational needs.	148,876	0	1.0	0.0
(DS_011) Permitting Staff Add three permitting positions to the Environmental and Community Services Section to ensure that required permitting functions for projects are met. These positions will relieve the workload for existing employees, which has grown with the growth of the project management unit.	48,174	0	3.0	0.0

**2023-2024 Executive Proposed Operating Budget
WASTEWATER TREATMENT (EN_A46100)**

Decision Package Adjustment Detail	Expenditures	Revenues	Reg FTE	TLT
(DS_012) Real Property Position Add a real property position to the Environmental and Community Services Section to ensure real property acquisition and relocation functions required for projects are met. These positions will relieve the workload for existing employees, which has grown with the growth of the project management unit.	1,299	0	1.0	0.0
(DS_013) Increased Water and Air Quality Regulatory Compliance Services Add a position to the permit compliance program in Environmental and Community Services to coordinate regulatory compliance services for WTD in response to increased numbers and complexity of water quality and air quality permitting conditions to operate, build, and plan the County's wastewater treatment system facilities and minimize risks of violations, penalties, and litigation.	308,093	0	1.0	0.0
(DS_014) Water Quality Monitoring and Permitting Staff Add a position to provide water quality permitting and monitoring support for CIP projects during the design and construction phases. There is an urgent need for additional water quality support within the unit and with two major construction projects beginning in 2022-2023, the current level of staffing puts these projects at high risk for meeting water quality compliance requirements.	15,245	0	1.0	0.0
(DS_015) Business Support Staff Add a position to perform business system support. This position will work with division staff to define and implement evolving IT needs and maintain training materials for WTD systems.	338,579	0	1.0	0.0
(DS_016) Capital Fund Accountant Add a capital fund accountant to support WTD's growing capital program. The position will ensure proper monitoring and accounting of capital charges and compliance with WTD's auditing standards.	1,299	0	1.0	0.0
(DS_017) Business and Finance Officer for IT Asset Management Add a business and finance officer to perform small and attractive IT asset management duties, in alignment with best practices and King County policy, while providing backup support to payroll, fleet management and mobile device support functions.	195,528	0	1.0	0.0
(DS_018) Non-residential Property Site Visit Coordinator Add program manager position to conduct site visits on non-residential properties and validate small, medium, and large square footage for new detached single-family residences in the Capacity Charge Program.	2	0	1.0	0.0

**2023-2024 Executive Proposed Operating Budget
WASTEWATER TREATMENT (EN_A46100)**

Decision Package Adjustment Detail	Expenditures	Revenues	Reg FTE	TLT
(DS_019) Rates, Capital, and Debt Management Unit Positions Add two business and finance officer positions in the Rates, Capital, and Debt Management Unit to support the increased demand for sewer rate impact analysis and increased volume and complexity of project-specific financial analyses.	(1)	0	2.0	0.0
(DS_021) Engineer for Computer Maintenance Management System (CMMS)/Engineering Content Management System (ECMS) Add a CMMS/ECMS engineer to the Operations and Maintenance Section. This position is necessary to oversee actively manage two Operations & Maintenance applications impacting over 300 users.	317,925	0	1.0	0.0
(DS_022) Mechanical Engineer Add an engineer to the South Treatment Plant to increase operations engineering support for projects, enhancements, and drawing maintenance concerning South Plant on-site and offsite facilities.	140,153	0	1.0	0.0
(DS_023) East Section Engineer Add an engineer to the East Section to backfill an internal vacancy stemming from the creation of an Engineering Supervisor in the East Section.	155,502	0	1.0	0.0
(DS_024) West Section Engineer Add an engineer to backfill an internal vacancy resulting from the Engineering Supervisor position for West Point.	155,502	0	1.0	0.0
(DS_025) Fleet Update Fund necessary fleet equipment, focused on specialized equipment replacements and upgrades.	250,000	0	0.0	0.0
(DS_026) East Section Industrial Instrument Technician Add an instrument technician position to East Section's South Treatment Plant to meet ongoing work demands.	306,665	0	1.0	0.0
(DS_027) West Section Heating, Ventilation, and Air Conditioning (HVAC) Industrial Instrument Technician Add an instrument technician position with a HVAC background to perform corrective and preventative maintenance, and service on West Section HVAC systems for in-plant and offsite facilities.	306,665	0	1.0	0.0
(DS_028) East Section Offsite Industrial Instrument Technician Add an instrument technician to the Operations and Maintenance East section to support an anticipated body of work surrounding development of a comprehensive predictive maintenance support team.	306,665	0	1.0	0.0
(DS_029) East Section Offsite Industrial Maintenance Electrician Add an industrial maintenance electrician to the Operations and Maintenance section to perform predictive maintenance and project support for offsite needs.	306,665	0	1.0	0.0

**2023-2024 Executive Proposed Operating Budget
WASTEWATER TREATMENT (EN_A46100)**

Decision Package Adjustment Detail	Expenditures	Revenues	Reg FTE	TLT
(DS_030) East Section Industrial Maintenance Program Specialist Add an industrial maintenance program specialist to Operations and Maintenance's South Treatment Plant to increase the level of job planning and asset lifecycle replacement planning, and to enable unified alignment with planning and scheduling work processes.	291,902	0	1.0	0.0
(DS_031) Laboratory Equipment Add funds to replace aging lab equipment.	100,000	0	0.0	0.0
(DS_032) Positions to Support New Combined Sewer Overflow Facilities Add three positions to provide ongoing support for new Combined Sewer Overflow treatment and storage facilities. Additional workload includes compliance reporting and monitoring, evaluation and optimization, increased facilities maintenance and MS4 compliance, and administrative responsibilities associated with more facilities (e.g., operating permits, utilities, reporting, procurement, etc.).	731,847	0	3.0	0.0
(DS_033) Process Lab Specialist Add a South Plant process lab specialist to support additional laboratory testing requirements under new National Pollutant Discharge Elimination System (NPDES) and Puget Sound Nutrient General Permits (PSNGP), and to support the required modeling and optimization efforts.	253,770	0	1.0	0.0
(DS_034) Rockwell Automation Service Contract Renewal Renew the Rockwell Automation Studio 5000 Contract for 24/7 Rockwell service and support coverage for approximately 300 Programmable Logic Controllers for both onsite and offsite wastewater treatment facilities.	150,000	0	0.0	0.0
(DS_035) Offsite Wastewater Treatment Operator Add an operator to the East Section Offsite work group to support multiple capital projects as well as new and ongoing work associated with new permit requirements.	126,263	0	1.0	0.0
(DS_036) Process Engineer Add a position to support process engineering covering nutrient removal and air quality permit monitoring and compliance.	368,565	0	1.0	0.0
(DS_037) Maintenance-In-Training Program Add two temporary electrical apprentice positions and two temporary instrumentation apprentice positions to develop a training program for maintenance work that would prepare participants for career-service technician positions and support succession planning.	1,182,316	0	0.0	4.0
(DS_038) Construction Management Unit Staffing Add an additional Construction Management Unit staff member to manage construction in the delivery of the growing WTD Capital Program, including critical Asset Management projects.	1,302	0	1.0	0.0

**2023-2024 Executive Proposed Operating Budget
WASTEWATER TREATMENT (EN_A46100)**

Decision Package Adjustment Detail	Expenditures	Revenues	Reg FTE	TLT
(DS_039) Local Public Agency Program Staffing Add a position to keep up with the current workload of the Local Public Agency (LPA) group. The current group is understaffed and not able to keep up with the current LPA requests.	348,744	0	1.0	0.0
(DS_040) Additional Engineering and Technical Services Unit Staff Add a position to the Engineering and Technical Services Unit in order to support the current workload. This position will support the capital program which is expected to nearly double in size over the next six years.	32,380	0	1.0	0.0
(DS_041) Ovation Development System Update the Ovation Development System to the latest version that the treatment plants are operating on to provide the Engineering staff a system to review Control System programming before approving for construction.	400,000	0	0.0	0.0
(DS_042) Project Management Unit Staff Add a capital project manager to enable delivery of the increased capital improvement program already included in the six-year CIP plan. This request will address the growing asset replacement project backlog of identified projects that are critical to preventing emergency overflows as well as other current project needs and planned new capital project starts.	35,443	0	1.0	0.0
(DS_043) Asset Management Program Staffing and Strategic Asset Management Plan Technical Services Contracting Add two construction management field staff to the Asset Management Program to track and manage deliverables produced by over 150 capital projects annually. The proposed staffing level is consistent with Council Ordinance 15602 Wastewater Services Policy (WWSP-9) and the recommendation of the System Wide Comprehensive Plan and Strategic Asset Management Plan.	1,445,046	0	2.0	0.0
(DS_044) Modeling and Comprehensive Planning Staff Add a comprehensive planning position to develop long-term plans for facility regulatory requirements, capacity needs, climate impact and asset management needs in a growing WTD capital program.	1,301	0	1.0	0.0
(DS_045) GIS Staffing and Equipment Add a GIS specialist to provide necessary support to the new WTD Computerized Maintenance Management System (CMMS). Add a GIS supervisor to manage increased workload and replace a special duty supervisor position.	410,440	0	2.0	0.0

**2023-2024 Executive Proposed Operating Budget
WASTEWATER TREATMENT (EN_A46100)**

Decision Package Adjustment Detail	Expenditures	Revenues	Reg FTE	TLT
(DS_046) Conveyance Inspection and Flow Monitoring (CIFM) Staffing and Equipment Add two CIFM staff and purchase a Wastewater-recycling Sewer Cleaning Truck (vs contracting out), a mini excavator, and two field crew-trucks to support the increasing need for system-wide condition assessment of various WTD assets and provide data and technical expertise to support the identification and selection of assets requiring renewal decision-making (rehab, repair, replace, and emerging rehab technologies).	176,448	0	2.0	0.0
(DS_047) Project Control Engineer Add a project control engineer to address the current known unfunded high- and medium-priority asset management (AM) category backlog within the next six-year CIP plan.	13,886	0	1.0	0.0
(DS_048) Workforce Recruitment, Onboarding and Development Add 31 capital staff to support all Project Planning and Delivery units in the delivery of an expanded capital program. The primary focus of assignments will be asset management, regulatory, and capacity Improvements.	1,317,357	0	31.0	0.0
(DS_049) Carbon and Energy Fund Increase the existing annual investment in WTD's Carbon and Energy Fund to ensure that WTD achieves SCAP goals, targets, and priority actions. The fund is used to implement energy efficiency efforts at WTD facilities.	200,000	0	0.0	0.0
(DS_050) Construction and Demolition Materials Diversion Specialist Add a Construction and Demolition (C&D) Materials Diversion Specialist to the Sustainability Program to ensure that WTD capital projects achieve C&D materials diversion rates required by the SCAP and Green Building Ordinance (GBO).	1,299	0	1.0	0.0
(DS_051) Energy Engineers Add two energy engineers to the Energy Program to increase energy efficiency and the production and use of renewable energy at West Point and South Plant, as required by the SCAP.	588,943	0	2.0	0.0
(DS_052) Loop Compost Pilot Utility Worker Add a temporary position responsible for daily operation of the Loop compost pilot, which will include on-the-ground execution of the pilot's scientific and research goals. The work will require safely and efficiently operating heavy equipment and performing light housekeeping of the work area.	229,553	0	0.0	1.0
(DS_053) Loop Compost Pilot Continue the compost pilot project to develop a compost product. This project will help inform the future direction of the biosolids program by validating the proof of concept for the diversification of the biosolids portfolio.	350,000	0	0.0	0.0

**2023-2024 Executive Proposed Operating Budget
WASTEWATER TREATMENT (EN_A46100)**

Decision Package Adjustment Detail	Expenditures	Revenues	Reg FTE	TLT
(DS_054) Nutrient Management Coordinator Add a new position to Resource Recovery to coordinate, track, and report on nutrient management for the division. This position will coordinate across the division, department and with external partners and build a Nutrient removal program that includes achieving SCAP and Clean Water Healthy Habitat initiatives while meeting state regulations.	192,408	0	1.0	0.0
(DS_055) Recycled Water Water Quality Program Manager Add an additional program manager in the Recycled Water Program to advance the use of recycled water and deliver on SCAP and Clean Water Healthy Habitat initiatives and recycled water strategic planning actions. These positions will provide operational support and customer service to an expanding program.	209,089	0	1.0	0.0
(DS_056) Research and Development Supervisor Add a new position in Resource Recovery (RR) to supervise staff from four programs: Technology Assessment, Research and policy, RR Project Management, and Nutrient Management. This position is necessary for the reorganization of the Resource Recovery and ensures continued delivery and advancements for meeting regulatory requirements and County initiatives.	226,758	0	1.0	0.0
(DS_057) Resource Recovery Research and Development Update ongoing and onetime costs for Resource Recovery research initiatives. Additional appropriation will support research partnerships for WTD to meet existing and emerging policies, regulations, and process improvements.	320,000	0	0.0	0.0
(DS_058) Sustainability Specialist Add one Sustainability Specialist to the Sustainability Program to help WTD meet Strategic Climate Action Plan (SCAP) and Green Building Ordinance (GBO) targets that are not being met and implement new 2020 SCAP requirements focused on operations, embodied carbon, and equity.	73,610	0	1.0	0.0
(DS_059) Wastewater Engineers - Journey Add two Wastewater Engineer FTEs to the Technology Assessment and Innovation Program to increase the Program's capacity to pilot, evaluate, and support commissioning of new wastewater treatment technologies and support succession planning.	45,624	0	2.0	0.0
(DS_060) SCAP Investments – Consultant Services, Subscriptions, and Licenses Add investments in consultant services and subscriptions to services that will help WTD implement priority actions and meet goals and targets included in the 2020 SCAP.	424,284	0	0.0	0.0

**2023-2024 Executive Proposed Operating Budget
WASTEWATER TREATMENT (EN_A46100)**

Decision Package Adjustment Detail	Expenditures	Revenues	Reg FTE	TLT
(DS_061) Maximo Licenses and Hosting Fees Add appropriation for implementing a new Software as a Service (SaaS) Asset Management System. The system, which facilitates mobile work and additional asset management functionality, will incur new Licensing and Hosting fees.	1,563,024	0	0.0	0.0
(DS_062) Puget Sound General Nitrogen Permit Support Add a Water Quality Planner to Science and Technical Support Section (STS) to lead scientific response to urgent concerns related to Puget Sound Nutrient General Permit, and three Environmental Laboratory Scientist positions to KC Environmental Lab (KCEL) to support new marine monitoring equipment and sampling. These positions will be housed in the WLR division of DNRP - see decision package DS_005 in Water and Land Resources.	1,266,357	0	0.0	0.0
(DS_063) Contaminants of Emerging Concern (CECs) for Science Contribute funding to a 2-year Water Quality Planner TLT position in Water and Land Resources Division Science Section (WLRD Science) to prioritize Contaminants of Emerging Concern (CECs) from wastewater and stormwater and plan for permit changes. Funding will pay for 0.5 TLT; other 0.5 to come from SWM funding. See DS_006 in Water and Land Resources.	148,199	0	0.0	0.0
(DS_064) WTD ESJ Investments Plan Add WTD ESJ investments for translation of public documents & information; training for WTD Employees; and continued advancement of the Americans with Disabilities Act (ADA).	330,925	0	0.0	0.0
(DS_065) Electric Vehicle Location Feasibility Study Conduct analysis for the feasibility of Wastewater Treatment Division (WTD) facilities to support electric vehicle (EV) infrastructure, charging stations. This analysis will help WTD correctly site infrastructure at WTD owned sites and aid in the transition to EV.	0	0	0.0	0.0
(DS_066) Brightwater Gas Study Conduct an RFP for the design, construction, and operations of a biogas collection system. The biogas system would be owned and operated by a third party and WTD will need to construct a gas pipeline to deliver gas to the third party.	0	0	0.0	0.0
(DS_120) Central Climate Change Cost Update Adjust the share of the central climate-related costs for 2023-2024. These costs include investments to advance the Strategic Climate Action Plan (SCAP), membership fees in climate related organizations, development and implementation of the county-wide Green Jobs Strategy, as well as central staff to help agencies across the County with climate related activities. The allocation methodology is based on operational greenhouse gas emissions.	352,592	0	0.0	0.0

**2023-2024 Executive Proposed Operating Budget
WASTEWATER TREATMENT (EN_A46100)**

Decision Package Adjustment Detail	Expenditures	Revenues	Reg FTE	TLT
Administrative Service Changes				
(AC_100) Capital Project Management Work Group Phase (CPMWG) Contribution Contribute to CPMWG training program development. Corresponds to DS_001 in the DNRP Director's Office.	369,482	0	0.0	0.0
Technical Adjustments				
(TA_001) Transfer IT Pool to Technology and Small and Attractive Assets Group Transfer IT pool budget from WTD Director's Office to Technology and Small and Attractive Assets group.	0	0	0.0	0.0
(TA_002) Water and Land Resources Division Transfer and Public Health Incremental Increase Increase the transfer to the Water and Land Resources Division (WLRD) for environmental lab and other services to reflect the inflationary projected increase. Increase transfer to Public Health for local hazardous waste program contribution to reflect the inflationary projected increase.	4,094,754	0	0.0	0.0
(TA_003) Reallocate Budget within Various WTD Project Planning & Delivery (PPD) Cost Centers Reallocate budget within various WTD Project Planning & Delivery (PPD) Cost Centers to recognize reorganization done in 2022.	0	0	0.0	0.0
(TA_004) Loan Out Labor, Supplies, Services and Salary Wage Contingency Inflationary Increase Adjust Loan Out Labor (LOL), Supplies and Services, and Salary Wage Contingency accounts to accommodate projected inflation consistent with adopted sewer rate plan.	(70,957)	0	0.0	0.0
(TA_005) Reallocate Budget from WTD Finance to Technology Small & Attractive Assets Cost Centers Reallocate budget from WTD Finance to Technology Small & Attractive Assets Cost Centers to recognize reorganization done in 2022.	0	0	0.0	0.0
(TA_006) Waterworks Grant Programs Incremental Increase Add an inflationary increase to the Waterworks Grant Program based on 1.5% of WTD 2023-2024 Operating Budget	407,048	0	0.0	0.0
(TA_007) Reallocate budget from Technical Resources Management to WTD Engineering Cost Centers Reallocate budget from Technical Resources Management to WTD Engineering Cost Centers to recognize reorganization done in 2022.	2	0	0.0	0.0
(TA_008) Vacancy Rate Reallocation Reallocate vacancy rate to various WTD Cost Centers.	0	0	0.0	0.0
(TA_009) CIP Overhead Adjustment Adjust budget contra to match actual central service costs being allocated to wastewater's capital program.	(8,245,371)	0	0.0	0.0

**2023-2024 Executive Proposed Operating Budget
WASTEWATER TREATMENT (EN_A46100)**

Decision Package Adjustment Detail	Expenditures	Revenues	Reg FTE	TLT
(TA_010) Wastewater Treatment Division-wide Net-Zero Adjustments Adjust various accounts in all WTD's sections that result in a zero change in the 2023-2024 budget.	0	0	0.0	0.0
(TA_050) Revenue Adjustment Revise budgeted revenues to match current forecast.	0	146,055,019	0.0	0.0
(TA_111) Overtime Account Adjustment Adjust Overtime account for GWI.	180,975	0	0.0	0.0
(TA_112) Temporary Account Adjustment Adjust Temporary account for GWI.	58,110	0	0.0	0.0
(TA_113) Vacancy Rate Adjustment Capture salary savings from employee turnover, without reducing the FTE authority, to increase the accuracy of labor budgeting for this appropriation unit and provide greater transparency.	(614,000)	0	0.0	0.0
(TA_117) Strategic Sourcing Savings Capture savings from contracts strategically negotiated by Procurement.	(95,600)	0	0.0	0.0
Central Rate Adjustments	2,634,258	0	0.0	0.0
Total Decision Package Adjustments	18,114,652	146,055,019	96.0	5.0

**2023 - 2024 Proposed Financial Plan
Water Quality Operating Fund / 000004611**

Category	2021-2022 Estimated	2023-2024 Proposed	2025-2026 Projected	2027-2028 Projected
Beginning Fund Balance	169,867,894	116,845,342	129,345,700	131,544,823
Revenues				
Sewer Rate	861,354,983	988,514,328	1,133,850,401	1,304,438,221
Capacity Charge	184,473,941	195,732,222	213,743,946	235,652,701
Industrial Waste	20,100,075	20,516,802	20,949,928	21,171,091
Resource Recovery	18,766,066	16,942,652	6,047,455	6,415,745
Other Operating Revenues	10,575,267	9,729,829	8,825,089	8,895,379
Investment Income	9,645,304	13,303,494	16,900,281	22,672,945
Total Revenues	1,104,915,637	1,244,739,327	1,400,317,100	1,599,246,082
Expenditures				
Salaries and Benefits	117,977,541	140,675,804	170,323,582	189,141,307
Supplies	38,837,174	40,119,079	47,998,528	52,415,593
Services	74,523,343	93,722,815	102,806,180	111,802,138
Intragovernmental & Other	85,980,382	101,582,215	103,100,998	112,588,867
WaterWorks Grants and Carbon & Energy Program	5,695,297	6,857,527	7,225,419	7,890,339
Total Expenditures	323,013,737	382,957,440	431,454,708	473,838,245
Estimated Underexpenditures				
Other Fund Transactions				
Transfers to Capital (3611 & 3612)	-	-	(331,890,465)	(397,059,801)
Transfers to Debt Service (8920)	(486,475,046)	(547,963,090)	(634,772,804)	(726,191,034)
Transfers for Debt Defeasance (8920)	(348,449,407)	(301,318,439)	-	-
Working Capital Adjustment				
Total Other Fund Transactions	(834,924,453)	(849,281,528)	(966,663,269)	(1,123,250,835)
Ending Fund Balance	116,845,342	129,345,700	131,544,823	133,701,826
Reserves				
Rate Stabilization Reserve	46,250,000	46,250,000	46,250,000	46,250,000
Operating Liquidity Reserve	17,549,004	19,887,812	22,086,935	24,243,938
Total Reserves	63,799,004	66,137,812	68,336,935	70,493,938
Reserve Shortfall	-	-	-	-
Ending Undesignated Fund Balance	53,046,337	63,207,888	63,207,888	63,207,888

Financial Plan Notes

All financial plans have the following assumptions, unless otherwise noted in below rows.

2023-2024 Proposed Budget ties to PBCS and matches 2023-2024 Estimated.

Outyear revenue and expenditure inflation assumptions are consistent with figures provided by PSB's BFPA guidance.

Revenue Notes:

Revenues after 2022 reflect financial plan adopted by County Council in Ordinance 19447 on 6/7/2022

Expenditure Notes:

Outyear expenditure projections include estimates for operating costs of new facilities

Reserve Notes:

Rate Stabilization Reserve as established by Ordinance 12314, Section 13.D. Allows WTD to include withdrawals from the fund as Revenues under its Bond Ordinance. Balance is available to reduce projected rate increases in the future.

Operating Liquidity Reserve equals 10% of operating expenses as authorized by Motion 13798 on 12/11/12.

Last Updated 6/23/2022 by Andrés Bas Moore using data from PBCS and BFPA assumptions.

**2023-2024 Executive Proposed Operating Budget
WASTEWATER DEBT SERVICE (EN_A46300)**

Operating Budget Summary	Expenditures	Revenues	Reg FTE	TLT
2021-2022 Revised Budget	909,326,842	0	0.0	0.0
Base Budget Adjustments	(369,896,844)	0	0.0	0.0
Decision Package Adjustments	409,169,520	0	0.0	0.0
2023-2024 Executive Proposed Budget	948,599,518	0	0.0	0.0
2023-2024 Executive Proposed Ordinance	948,600,000	0	0.0	0.0

Notes

1. The 2021-2022 Revised Budget equals the 2021-2022 Adopted Biennial Budget plus all Adopted Supplementals as of the publication of this document.

2. Adjust base budget to remove 2021-2022 one-time changes including those related to pandemic response, annualize supplemental changes, and update personnel rates. Personnel budgets reflect projected 2023-2024 salary and benefit rates, current position classifications, and step/merit increases.

3. The Executive Proposed Budget is the sum of the Revised Budget, Base Budget Adjustments, and Decision Package Adjustments. All FTEs/TLTs are rounded to the nearest 1/10th of a position and in some cases, rounded numbers may not add up to the FTE/TLT totals in Executive Proposed. In the Executive Proposed Ordinance, expenditure and revenue totals are rounded up to the nearest 1,000 and FTEs and TLTs are rounded up to the maximum monthly FTEs/TLTs in the Biennium.

Decision Package Adjustment Detail	Expenditures	Revenues	Reg FTE	TLT
Technical Adjustments				
(TA_001) Debt Service Adjustment Adjust the debt service requirement for parity debt and subordinate debt based on assumptions that support the 2023-2024 sewer rate.	(10,278,859)	0	0.0	0.0
(TA_002) Debt Defeasance Adjustment Adjust the debt defeasance based on assumptions that support the 2023-2024 sewer rate.	321,044,260	0	0.0	0.0
(TA_003) Retirement of Interim Debt Adjustment Adjust the retirement of interim debt based on assumptions that support the 2023-2024 sewer rate.	98,404,119	0	0.0	0.0
Total Decision Package Adjustments	409,169,520	0	0.0	0.0

2023 - 2024 Proposed Financial Plan
Water Quality Revenue Bond Fund / 8920, 8921, 8922

Category	2021-2022 Estimated	2023-2024 Proposed	2025-2026 Projected	2027-2028 Projected
Beginning Fund Balance*	216,776,062	197,356,738	214,319,988	254,424,541
Revenues				
Total Revenues	-	-	-	-
Expenditures				
Debt Service	486,475,046	529,151,139	634,772,804	726,191,034
Debt Defeasance	348,449,407	321,044,260	-	-
Retirement of Interim Debt	34,303,951	98,404,119	77,418,126	-
Total Expenditures	869,228,404	948,599,518	712,190,930	726,191,034
Estimated Underexpenditures				
Other Fund Transactions				
Transfers from Operating (4611) for Debt Service	486,475,046	547,963,090	634,772,804	726,191,034
Transfers from Operating (4611) for Defeasance Appropriat	348,449,407	301,318,439	-	-
Transfers In for Interim Debt Redemption	34,303,951	98,404,119	77,418,126	-
Transfers In for Reserves (from Bond Proceeds)	(19,419,324)	17,877,121	40,104,553	48,257,279
Total Other Fund Transactions	849,809,080	965,562,769	752,295,483	774,448,313
Ending Fund Balance	197,356,738	214,319,988	254,424,541	302,681,821
Reserves				
Parity Bond Reserve	127,920,807	146,559,369	186,706,961	235,007,279
State Revolving Fund Loan Reserve	980,794	219,353	176,314	133,275
Total Reserves	128,901,601	146,778,722	186,883,275	235,140,554
Reserve Shortfall	-	-	-	-
Ending Undesignated Fund Balance	68,455,136	67,541,266	67,541,266	67,541,266

Financial Plan Notes

All financial plans have the following assumptions, unless otherwise noted in below rows.

2023-2024 Proposed Budget ties to PBCS and matches 2023-2024 Estimated.

Outyear revenue and expenditure inflation assumptions are consistent with figures provided by PSB's BFPA guidance.

Revenue Notes:

*Beginning fund balance includes statutorily required bond reserves and unspent bond proceeds. These amounts are not included in the FBOD calculation of working capital. These inclusions account for the differences in starting fund balance from published working capital balances.

Expenditure Notes:

Retirement of Georgetown and Ship Canal interim debt (comercial paper) between 2022 and 2026

Reserve Notes:

Parity Bond Reserve requirement prescribed under Ordinance 18587. Requires a reserve equal to maximum annual debt service on outstanding parity bonds.

State Revolving Fund (SRF) Loan Reserve required by loan agreements with the Dept. of Ecology. See Ordinance 18020 for SRF loans approved in 2015. Reserve is equal to the annual debt payment on each loan and must be maintained through the final maturity date of the loan. SRF Loan agreements established after 2018 no longer require reserves

Last Updated 6/23/2022 by Andrés Bas Moore using data from PBCS and BFPA assumptions.

CAP Summary by Fund

Budget: 2023-2024 Biennial, Scenario: Executive Proposed, Agency: All, Fund: 3611 WATER QUALITY CONSTRUCTION, Cap Status: Approved, Is IT Proj? Both Yes and No

2023-2024 Biennial - Executive Proposed

3611 WATER QUALITY CONSTRUCTION - Wastewater Treatment				
Project Number	Project Name Class Code	Tech Adj	FY23-24	Narratives
1037498	Structures / Site Improvement PROGRAMMATIC		\$4,999,000	<p>Scope: The Structures and Site Improvements Program includes projects that are focused on implementing modifications, improvements, or upgrades to the structures, buildings, and property owned by the Wastewater Treatment Division (WTD) necessary to meet operational needs. Other improvements may be required to bring the structures up to current code, increase safety, or minimize vandalism. The Roll-Up Project funds a number of subprojects that vary in value but are typically less than \$2,500,000 total project cost. The number of subprojects fluctuates as projects are completed and new subprojects are added through the New Project Request process. As a result, subprojects contained within this Roll-Up Project are in various phases from planning, design and through construction. In addition, the Roll-Up project is sometimes used to initiate upgrade or replacement projects throughout the year that may later develop into stand-alone projects.</p> <p>Description of Budget Request: This is an ongoing program that funds multiple subprojects in all phases of project delivery. The total request is based on a combination of current existing subprojects, pending expected subprojects, and an analysis of historical program spending. The requested budget will fund structural and safety improvements to WTD buildings for operational needs including a water tower lead abatement, a maintenance shop relocation, and a wet well grating replacement. Expenditures will include fully burdened staff labor, consultant contract, vendor contract, and construction contract expenditures.</p>
1037513	Biosolids Transportation STANDALONE		\$324,000	<p>Scope: This program is necessary to ensure biosolids equipment is consistently available. The dump trucks and associated equipment are used to haul biosolids, grit, screenings and liquids from the treatment plants to the appropriate sites. During the useful life of the equipment, major rehabilitation or replacement may be required.</p> <p>Description of Budget Request: The appropriation request is based on forecasted expenditures necessary to purchase new equipment, and includes vendor contract expenditures. Biosolids hauling is starting to require changes with the types of equipment needed. The forecast reflects WTD purchase of equipment that will help reduce downtime.</p>
1037549	Capital Project Oversight STANDALONE		\$302,000	<p>Scope: This project funds project oversight activities for the Wastewater Treatment Division Capital Improvement Program by the County Council Auditors Office. The project also supports the Nov 13, 2014 Proviso 17941 for WTD to improve its planning and conceptual estimating processes, including communicating costs to upper management, a trend analysis program, and basis of estimate assumptions.</p> <p>Description of Budget Request: The budget requested will support the County Council Auditors office body of work and recommendations.</p>

CAP Summary by Fund

Budget: 2023-2024 Biennial, Scenario: Executive Proposed, Agency: All, Fund: 3611 WATER QUALITY CONSTRUCTION, Cap Status: Approved, Is IT Proj? Both Yes and No

2023-2024 Biennial - Executive Proposed

1037765	Water Quality Capital Outlay STANDALONE		\$1,044,000	<p>Scope: This project funds the replacement or purchase of capital equipment or rolling stock for the plant, operations, and engineering staff, which has not been budgeted in a capital project and is a discrete purchase wherein the scope is not conducive to a minor asset management (MAM) project.</p> <p>Description of Budget Request: The budget requested in the 2023-2024 Biennium is based on planned capital outlays and equipment replacement cost estimates and will include expenditures for vendor contracts.</p>
1037767	Biosolids Site Development STANDALONE		\$2,208,000	<p>Scope: Work under this project provides planning, engineering, and geographic information systems services in support of the WTD biosolids forestry application program. It also provides funds for improvements to forestry sites to allow biosolids application; namely, the construction and reconstruction of trails/roads used by the application equipment.</p> <p>Description of Budget Request: Projected spending includes fully burdened staff time, planning, engineering, and geographic information systems services in support of the WTD biosolids forestry application program. It also provides funds for improvements to forestry sites to allow biosolids application; namely, the construction and reconstruction of trails/roads used by the application equipment.</p>
1037768	Biosolids Agricultural Equipment STANDALONE		\$2,000	<p>Scope: This project funds the purchase, refurbishment and/or replacement of machinery and equipment used in biosolids land application operations on farmland for soil conditioning and fertilization purposes. Project operations occur year-round, 365 days a year. Primary equipment used for land application of biosolids includes tractors, manure spreaders, wheeled front loaders, water tankers, road grader, service trucks, dump trucks, UTV soil sampler, and a subsoiler. Since 1992, the Wastewater Treatment Division (WTD) has had a successful contractual working public-private partnership with Boulder Park, Inc. and over 100 cooperative landowners and farmers making 90,000 acres of dryland grain crops available to WTD for biosolids land application. The schedule reflects project activity that is comprised of numerous refurbishments and replacements, each of which may be in a different phase.</p> <p>Description of Budget Request: The budget requested will be used to purchase equipment needed to carry out biosolids land application operations and expenditures will include vendor contract costs and fully burdened staff labor.</p>

CAP Summary by Fund

Budget: 2023-2024 Biennial, Scenario: Executive Proposed, Agency: All, Fund: 3611 WATER QUALITY CONSTRUCTION, Cap Status: Approved, Is IT Proj? Both Yes and No

2023-2024 Biennial - Executive Proposed

1037789	RWSP Conveyance System Improvements PROGRAMMATIC		\$9,640,000	<p>Scope: Conveyance system improvement planning is driven by the Regional Wastewater Service Plan's (RWSP) adopted conveyance standard of being able to convey the 20-year peak flow. For purposes of constructing facilities to meet future demand, the design standard used for planning new conveyance facilities is to accommodate the 20-year peak flow as projected in 2060. The year 2060 is based on 50 year planning horizon. A 50 year planning horizon is considered as a reasonable timeframe for modeling future wastewater flows. The program is a roll-up of sub-projects covering everything from staff labor to future capital projects and other expenses incurred to perform conveyance planning for the region. The Conveyance System Improvement (CSI) project provides an opportunity for the County and local agencies to jointly address common conveyance issues, leverage available resources, and minimize customer disruption. The County values and encourages local sewer agency involvement as planning in the wastewater service area moves forward. Project schedule dates reflect the activities of multiple sub-projects.</p> <p>Description of Budget Request: This is an ongoing program that funds multiple subprojects. In the 2023-2024 Biennium, this program is planning to initiate and progress the next Conveyance System Improvements (CSI) Program Update as called for by the Regional Wastewater Service Plan (RWSP) Conveyance Policies to ensure the program remains current (KCC 28.86.060 B.). The requested budget will fund activities to inform and conduct comprehensive planning activities to meet RWSP requirements for the separated sewer system. These include the collection and analysis of flow data, GIS mapping and analysis, planning studies, and the problem definition for future CSI capital projects. Expenditures will include fully burdened staff labor, consultant contracting, and vendor contract expenditures.</p>
1037808	RWSP Local Systems I/I Control STANDALONE		\$2,192,000	<p>Scope: The scope of this project is to routinely update the Regional Infiltration and Inflow (I/I) Control Plan, track Plan implementation progress, and implement certain aspects of the Plan. This Program supports capital investment decisions on the wastewater conveyance system including the scope, size and timing of projects. Work completed through the Program provides WTD with information on the scope of projects to improve capacity and on whether long term conveyance capacity improvement needs can be reduced in scope and/or delayed. It is assumed that a Program Update of the 2005 Executive's Recommended Regional I/I Control Program and/or additional elements will be initiated in 2023-2024. Additional elements related to capital project implementation may emanate from the Clean Water Plan. The I/I Program is being reviewed and re-evaluated based on the results and lessons learned from the initial I/I control projects completed through project 1037518 as well as subsequent local agency input. The approach to the review and re-evaluation was developed by WTD and the local agencies that collect and deliver wastewater to the regional conveyance system. The evaluation considered concepts for I/I reduction programs that comprehensively reduce I/I through the separate sewer portion of the regional wastewater system and to inform the region on future steps for the program. Phase 1 of the work evaluated a range of concepts and resulted in the Metropolitan Water Pollution Abatement Advisory Committee (MWPAAC) recommendation to focus on the three concepts of 1) common regional</p>

CAP Summary by Fund

Budget: 2023-2024 Biennial, Scenario: Executive Proposed, Agency: All, Fund: 3611 WATER QUALITY CONSTRUCTION, Cap Status: Approved, Is IT Proj? Both Yes and No

2023-2024 Biennial - Executive Proposed

			<p>sewer standards, 2) sewer inspector training and certification program and 3) private side sewer inspection program with financial assistance. These three concepts were further described and evaluated in Phase 2 in collaboration with MWPAAC. The results of this work and next steps for additional coordination with local agencies by WTD in 2022-2023 are as follows:</p> <ul style="list-style-type: none">* Private side sewer inspection program is the most complex of the three programs and its consideration was moved to the Clean Water Plan planning process. The Clean Water Plan is also exploring a peak flow limitation action. Depending on the outcomes of the Plan, both or either of these I/I actions could come back to the I/I Program for implementation. These programs would result in measurable progress on reducing I/I through capital projects in the ground.* Regional sewer standards – MWPAAC recommended 4 best management practices for side sewers be implemented by local agencies. These BMPs are included in a new resource called the Side Sewer BMP Toolkit, which provides BMP examples and models for local agency use. WTD will coordinate with MWPAAC to pilot educational materials based on the Toolkit for BMPs related to side sewer maintenance and illicit sewer connection..* Sewer inspector training and certification program – A sewer inspector training and certification program was defined in collaboration with MWPAAC, however ultimately MWPAAC did not recommend implementation at this time. Additional coordination with local agencies by WTD is expected to support related concepts such as peer-to-peer inspector coordination opportunities. <p>Description of Budget Request: In the 2023-2024 Biennium, this program is planning to prepare for, scope and initiate a Program Update as well as potential additional elements. The budget being requested will be used to fund staff labor to prepare for and develop a Request for Proposal (RFP) including scope, schedule, budget and to initiate consultant contracts for the Program Update. The budget may also support staff or contract labor for additional elements. This planning work will extend beyond 2024. The estimate is based on historical costs for other WTD Program Updates and staff labor.</p>
--	--	--	--

CAP Summary by Fund

Budget: 2023-2024 Biennial, Scenario: Executive Proposed, Agency: All, Fund: 3611 WATER QUALITY CONSTRUCTION, Cap Status: Approved, Is IT Proj? Both Yes and No

2023-2024 Biennial - Executive Proposed

1037810	Sediment Management Plan STANDALONE		\$19,508,442	<p>Scope: This project will implement King County's participation in the East Waterway Superfund site Memorandum of Understanding and Administrative Order on Consent, and clean up the other contaminated sites under the state Model Toxics Control Act voluntary cleanup authority. Tier 1: Program plan (complete). Tier 2: Studies. Develop a model to predict contamination from Combined Sewer Overflows (CSOs) needed for cleanup decisions (complete). Provide other project support to implement. Tier 3: Site remediation projects. The Sediment Management Program identified and laid out a plan for seven sites that need remediation. The sites scheduled for cleanup in 2022-30 are included in this budget. The Plan Update identified one additional site to clean up. Source control studies are needed to determine if cleanup will need to wait for the CSO to be controlled. Project schedule dates reflect the different tier activities. Project schedule dates reflect the different tier activities.</p> <p>Description of Budget Request: The budget requested for the 2023-2024 Biennium will be used to develop and initiate sediment cleanup and sampling, negotiate settlement of natural resource damages, and conduct studies at various outfalls. The expenditures are expected to include fully burdened staff labor, consultant contracting, and construction contracting expenditures.</p>
1038098	CSO Control & Improvement PROGRAMMATIC		\$5,002,000	<p>Scope: The scope of the master project contains several subprojects as a mechanism to track the capital projects in the combined sewer overflow (CSO) Long-Term Control Plan (LTCP) being implemented to satisfy the terms of the County' 2013 federal Consent Decree. When projects are ready for delivery, standalone appropriations are requested. The project reflects the King County Council approved 2012 CSO LTCP and includes the modeling and technical support needed for the future capital projects.</p> <p>Description of Budget Request: This is an ongoing program that funds multiple subprojects. The requested budget will fund planning activities for future CSO projects that include developing and updating models of the combined sewer system, developing CSO-related GIS data, and performing conveyance inspection and flow monitoring that will support CSO projects. Expenditures will include fully burdened staff labor, consultant contracting and vendor contracting expenditures.</p>

CAP Summary by Fund

Budget: 2023-2024 Biennial, Scenario: Executive Proposed, Agency: All, Fund: 3611 WATER QUALITY CONSTRUCTION, Cap Status: Approved, Is IT Proj? Both Yes and No

2023-2024 Biennial - Executive Proposed

1038099	Mitigation Site Maintenance and Monitoring STANDALONE		\$4,917,000	<p>Scope: Major capital projects in the Wastewater Treatment Division sometimes impact critical areas (e.g. streams, wetlands, steep slopes and their buffers) leading to permit conditions that require long-term monitoring and maintenance of mitigation sites. The Mitigation and Monitoring Program (Program) ensures performance standards outlined in permits are met. For each mitigation site the following activities would be performed: 1. Develop task orders describing maintenance work that needs to be performed at each site. 2. Conduct maintenance, site inspections, and monitoring for all sites as required by permit. 3. Prepare and submit monitoring reports to regulatory agencies. 4. Develop and implement contingency action plans if mitigation measures fail to meet performance standards. 5. Coordinate with permitting agencies for approval of monitoring reports and contingency measures. 6. If necessary, implement contingency measures through a work order contract. 7. Negotiate and coordinate with permitting agencies for final approval and close-out of sites. 8. Perform landscape maintenance on Green Stormwater Infrastructure sites. 9. Assist Wastewater Treatment Division Operations staff with hazard tree management. The Mitigation Site Maintenance and Monitoring Program is ongoing. Each year there is a potential for additional mitigation sites to be added if a Wastewater Treatment Division project will occur within critical areas or their buffers.</p> <p>Description of Budget Request: The appropriation requested in the 2023-2024 Biennium will be used to develop three new mitigation/restoration sites. Expenditures will include fully burdened staff labor, consultant contract, vendor contract, and construction contract expenditures.</p>
1038129	Lower Duwamish Waterway Superfund STANDALONE		\$4,816,198	<p>Scope: The project implements King County's shared responsibilities under a signed Administrative Order on Consent (AOC) to conduct a Remedial Investigation/Feasibility Study for the Lower Duwamish Waterway (LDW) Superfund Site and pay for Environmental Protection Agency and Washington State Department of Ecology oversight costs. The AOC is jointly signed by King County, the City of Seattle, the Port of Seattle, and Boeing. King County will also move ahead on cleanup of identified early actions areas at the site to quickly reduce risks. Phase 1: Existing Remedial Investigation data to define data gaps and early actions (complete). Phase 2: Baseline and Residual risk assessments and Remedial Investigation; Early Action studies and cleanups (complete). Phase 3: Feasibility Study and proposed cleanup plan (complete). Phase 4 Pre-design Studies and allocation process. AOC amendments have added additional studies (phase 4): fisher, activated carbon pilot, and pre-design (complete). Phase 5: AOC amendment added remedial design of upper 1/3 of LDW cleanup. Phase 6: AOC amendment added remedial design of middle 1/3 of LDW cleanup.</p> <p>Description of Budget Request: The budget requested for the 2023-2024 Biennium is based on current county share (25%) and reimbursement from agreements to WTD's final allocation share, contract budgets, and historical staff labor costs to continue middle reach and upper reach remedial design, and negotiate cost sharing agreements and the EPA consent decree.</p>

CAP Summary by Fund

Budget: 2023-2024 Biennial, Scenario: Executive Proposed, Agency: All, Fund: 3611 WATER QUALITY CONSTRUCTION, Cap Status: Approved, Is IT Proj? Both Yes and No

2023-2024 Biennial - Executive Proposed

1038273	Odor / Corrosion Control PROGRAMMATIC		\$6,407,000	<p>Scope: The Odor/Corrosion Control Program includes asset management projects that correct, mitigate, prevent or rehabilitate the effects of hydrogen sulfide or other corrosion damage; overhaul or replace failed odor/corrosion control equipment that has reached the end of its useful life; improve safety, reliability, efficiency or increase redundancy related to odor/corrosion control systems; and code required upgrades for odor/corrosion control equipment. This “Roll-Up Project” funds a number of odor/corrosion control sub-projects that vary in dollar value, but are typically less than \$2,500,000. The number of sub-projects fluctuates from one year to the next as projects are completed and new sub-projects are added through project work request process. As a result, sub-projects contained within this project number are in various states of design, from planning to construction. In addition, this project number is used to initiate odor/corrosion control sub-projects throughout the year that develop into stand alone projects with their own unique project number.</p> <p>Description of Budget Request: This is an ongoing program that funds multiple subprojects in all phases of project delivery. The total request is based on a combination of current existing subprojects, pending expected subprojects, and an analysis of historical program spending. The requested budget will fund odor control and corrosion-related improvements including corrosion prevention projects, new mobile odor control units, and ventilation improvement projects. Expenditures will include fully burdened staff labor, consultant contract, vendor contract, and construction contract expenditures.</p>
1038294	Non-Project Specific - NOAA STANDALONE		\$0	<p>Scope: The Elliott Bay / Duwamish River Restoration Program (EBDRP) panel convened by the National Oceanic and Atmospheric Administration meets four times per year to discuss issues related to work; reimbursement from the panel; stewardship of restoration sites under King County ownership; and monitoring of sediment remediation conducted by the County.</p> <p>Description of Budget Request: This project is not requesting budget in the 2023-2024 biennium.</p>
1038295	Biosolids Forestry Equipment STANDALONE		\$591,000	<p>Scope: The Biosolids Forestry Equipment project provides funding for the refurbishment and purchase of equipment for biosolids application in forestry environments. Forestry equipment needs regular parts replacement from regular use in rugged settings. Properly maintained equipment provides for predictable, safe, and efficient operations.</p> <p>Description of Budget Request: This is an ongoing project without typical phases. During the biennium, the requested budget will be used to fund the planned purchase and major refurbishment of forestry biosolids application equipment such as applicators and excavators.</p>

CAP Summary by Fund

Budget: 2023-2024 Biennial, Scenario: Executive Proposed, Agency: All, Fund: 3611 WATER QUALITY CONSTRUCTION, Cap Status: Approved, Is IT Proj? Both Yes and No

2023-2024 Biennial - Executive Proposed

1038335	Electrical / I&C PROGRAMMATIC		\$9,341,000	<p>Scope: The Electrical and Instrumentation and Control (I&C) Program includes asset management projects that enhance the treatment process, overhaul or replacing failed electrical and I&C equipment or electrical I&C equipment that has reached the end of its useful life, improve safety, reliability, efficiency or increase redundancy of the electrical I&C systems and code required upgrades for electrical I&C equipment. This “Rollup Project” funds a number of electrical and I&C subprojects that vary in dollar value, but are typically less than \$2,500,000. The number of subprojects fluctuates as projects are completed and new subprojects are added through the project work request process. As a result, subprojects contained within this project number are in various states of design, from planning to construction. In addition, this project number is used to initiate electrical I&C subprojects throughout the year that develop into stand alone projects.</p> <p>Description of Budget Request: This is an ongoing program that funds multiple subprojects in all phases of project delivery. The total request is based on a combination of current existing subprojects, pending expected subprojects, and an analysis of historical program spending. The requested budget will fund electrical and instrumentation and control improvements including uninterruptable power supplies and fire alarm system replacements. Expenditures will include fully burdened staff labor, consultant contract, vendor contract, and construction contract costs.</p>
1048049	WTD CIP Contingency Fund STANDALONE		\$28,000,000	<p>Scope: This project will provide contingent budget authority to be used according to the requirements established in ordinance 14122, Section 6F and hereby added as a new section to K.C.C. chapter 4.04. and revised in ordinance 17929 (November 2014).</p> <p>Description of Budget Request: The appropriation request is based on actual and remaining year anticipated contingency transfer needs to maintain the \$20 million balance as allowed by King County code. For the 2023-2024 biennium, the request assumes that the limit is to be temporary increased to \$50 million under a proposed ordinance to address capital project construction contract price uncertainty under the high inflation economic conditions.</p>
1048079	Roof Replacements for WTD Facilities PROGRAMMATIC		\$932,087	<p>Scope: The Roof Replacement program focuses on implementing improvements or upgrading/replacing roofs of buildings owned by the Wastewater Treatment Division (WTD). Roof replacements improve safety and reliability of WTD buildings, as well as extending their useful life and improving energy efficiency performance. This project is a Program made up of numerous individual subprojects.</p> <p>Description of Budget Request: In the 2023-2024 Biennium, this program is planning to replace 13 roofs. Eight of these roofs are smaller in size (<1,000 square feet) and five are large in size (1,900 to 15,300 square feet). A Class 5 estimate has recently been completed for these roofs and is based on historical data and costs. Expenditures will include fully burdened staff labor and construction contract costs. This project will be retired upon the completion of the current scope, and a new project will be requested for roofing replacements through 2028.</p>

CAP Summary by Fund

Budget: 2023-2024 Biennial, Scenario: Executive Proposed, Agency: All, Fund: 3611 WATER QUALITY CONSTRUCTION, Cap Status: Approved, Is IT Proj? Both Yes and No

2023-2024 Biennial - Executive Proposed

1113189	Process Replacement/Improvement PROGRAMMATIC		\$2,338,000	<p>Scope: The Process Replacement /Improvement projects in this asset management project are designed to enhance or improve the treatment process by adding redundancy, improving safety, improving operating efficiency, or enhancing maintenance practices. This “Roll-Up Project” funds a number of process replacement and improvement sub-projects that vary in dollar value, but are typically less than \$2,500,000. The number of sub-projects fluctuates as projects are completed and new sub-projects are added through the engineering work request process. As a result, sub-projects contained within this project number are in various states of design, from planning to construction. In addition, this project number is used to initiate process replacement and improvement sub-projects throughout the year that develop into stand alone projects.</p> <p>Description of Budget Request: This is an ongoing program that funds multiple subprojects in all phases of project delivery. The total request is based on a combination of current existing subprojects, pending expected subprojects, and an analysis of historical program spending. The requested budget will fund process equipment improvements including flow meter replacements. Expenditures will include fully burdened staff labor, consultant contract, vendor contract, and construction contract costs.</p>
1113196	Mechanical Upgrade & Replacement PROGRAMMATIC		\$11,476,000	<p>Scope: The Mechanical Upgrade and Replacement Program includes asset management project that replace or upgrade mechanical systems at wastewater facilities that have served their useful life such as pumping systems, hydraulic systems, and heating and ventilation systems; improve efficiency, provide safety for operators and upgrades to meet current codes. This “Roll-Up Project” funds a number of mechanical upgrade and replacement subprojects that vary in dollar value, but are typically less than \$2,500,000. The number of subprojects fluctuates as projects are completed and new subprojects are added through the New Project Request process. As a result, subprojects contained within this project number are in various phases from planning, design, and to construction. In addition, this Roll-Up project is used to initiate mechanical upgrade and replacement subprojects throughout the year that may later develop into stand alone projects.</p> <p>Description of Budget Request: This is an ongoing program that funds multiple subprojects in all phases of project delivery. The total request is based on a combination of current existing subprojects, pending expected subprojects, and an analysis of historical program spending. The requested budget will fund mechanical equipment improvements including a pump header replacement and a fire suppression system replacement. Expenditures will include fully burdened staff labor, consultant contract, vendor contract, and construction contract costs.</p>

CAP Summary by Fund

Budget: 2023-2024 Biennial, Scenario: Executive Proposed, Agency: All, Fund: 3611 WATER QUALITY CONSTRUCTION, Cap Status: Approved, Is IT Proj? Both Yes and No

2023-2024 Biennial - Executive Proposed

1113247	Pipeline Replacement PROGRAMMATIC		\$2,331,000	<p>Scope: The Pipeline Replacement Program projects cover both conveyance piping and treatment plant process piping systems. Conveyance pipelines include the collection system, pump stations and connections to treatment facilities. The treatment plant process piping conveys fluids such as potable and non-potable water, sludge, gases, chemicals, and air. Both these types of projects enhance the treatment process, overhaul, rehabilitate, or replace failed conveyance and piping systems and provide life cycle replacement of equipment that has reached the end of its useful life. These projects also improve safety, reliability, efficiency or increase redundancy of the piping systems and code required upgrades. This "Rollup Project" funds a number of pipeline replacement subprojects that vary in dollar value, but are typically less than \$2,500,000. The number of subprojects fluctuates as projects are completed and new subprojects are added through the project work request process. As a result, subprojects contained within this project number are in various states of design, from planning to construction. In addition, this project number is used to initiate pipeline replacement sub-projects throughout the year that develop into stand alone projects.</p> <p>Description of Budget Request: This is an ongoing program that funds multiple subprojects in all phases of project delivery. The total request is based on a combination of current existing subprojects, pending expected subprojects, and an analysis of historical program spending. The requested budget will fund small pipeline improvements. Expenditures will include fully burdened staff labor, consultant contract, vendor contract, and construction contract costs.</p>
1113334	Comp Planning & Reporting PROGRAMMATIC		\$20,591,000	<p>Scope: This programmatic project funds and staffs the Wastewater Treatment Division's (WTD) comprehensive planning functions. The planning functions are on-going planning and reporting for combined sewer overflow control, monitoring, and updates of the Regional Wastewater Services Plan (RWSP). This project also supports WTD climate change planning, planning for potential changes to water quality regulatory requirements, and policy development and planning level coordination for WTD. The program supports coordination efforts with Seattle Public Utilities (SPU) including short and long term planning and regulatory coordination. Any new initiatives or capital planning efforts are under this project.</p> <p>Description of Budget Request: This is an ongoing program that funds multiple planning subprojects. The budget requested for the 2023-2024 biennium will fund subprojects that will deliver a series of planning support materials for the Mouth of the Duwamish (MOD) CSO control project, CSO program implementation components, CSO long-term control plan, water quality analysis planning efforts, climate change planning efforts, and implementation of the Rainwise program. Expenditures will include fully burdened staff labor, consultant and vendor contracting costs.</p>

CAP Summary by Fund

Budget: 2023-2024 Biennial, Scenario: Executive Proposed, Agency: All, Fund: 3611 WATER QUALITY CONSTRUCTION, Cap Status: Approved, Is IT Proj? Both Yes and No

2023-2024 Biennial - Executive Proposed

1113351	WTC LAB CAPITAL ASSET MGMT PROGRAM STANDALONE		\$2,273,000	<p>Scope: KC Environmental Laboratory’s Capital Asset Management Program (CAMP): This project is for annual capital purchases of new, replacement and/or refurbished capital laboratory equipment, analytical instrumentation and some building systems used for sample collection and analyses.</p> <p>Description of Budget Request: In the 2023-2024 biennium, the appropriation requested will be used to purchase laboratory capital instrumentation and equipment including dishwashers, nutrient instrumentation, field sensors, a replacement boat, and safety equipment associated with the facility. Expenditures will include vendor contract costs.</p>
1114383	Reclaimed Water Planning & Infrastructure STANDALONE		\$38,000	<p>Scope: The project includes customer development and support for existing reclaimed water facilities including planning, negotiating agreements, obtaining initial permits, customer connections, feasibility studies, and engineering planning for reclaimed water use from South Plant, Carnation, and Brightwater.</p> <p>Description of Budget Request: The budget requested in the 2023-2024 Biennium will fund feasibility studies, customer connection designs, and implementing construction projects. Expenditures will include fully burdened staff labor, consultant contract, vendor contract, and construction contract costs.</p>
1116797	Jameson/Arcweld Buildings Replacement STANDALONE		\$162,508	<p>Scope: Jameson/Arcweld Buildings Replacement - Replace the obsolete and substandard Jameson and ArcWeld buildings to create a seismically sound, Americans with Disabilities Act (ADA) compliant and more functional and productive work facility for employees. The facilities currently house West Section Operations & Maintenance and Construction Management personnel. The preferred alternative consists of entering into a long-term lease of an existing facility.</p> <p>Description of Budget Request: This project is requesting appropriation to support the remainder of the implementation and close-out phase in the 2023/24 biennium and consists of the costs to implement tenant improvements to the leased facility. Expenditures will include fully burdened staff labor, consultant contract costs and payments for tenant improvements.</p>

CAP Summary by Fund

Budget: 2023-2024 Biennial, Scenario: Executive Proposed, Agency: All, Fund: 3611 WATER QUALITY CONSTRUCTION, Cap Status: Approved, Is IT Proj? Both Yes and No

2023-2024 Biennial - Executive Proposed

1116800	North Mercer Island & Enatai Interceptors Upgrade STANDALONE		\$29,173,077	<p>Scope: North Mercer Island & Enatai Interceptors Upgrade - This project will increase the reliability and capacity of the existing North Mercer Island Interceptor and Enatai Interceptor components of the regional wastewater system in order to convey the 20-year peak wastewater flows projected through the year 2060 from service areas in North Mercer Island, the southwest portion of Bellevue, and the Town of Beaux Arts Village. Project construction will include approximately 17,210 linear feet of new sewer pipeline and related features starting at King County’s North Mercer Pump Station in Mercer Island and proceeding through an upland alignment on a portion of Mercer Island mostly following the I-90 greenway trail/park. The pipeline will then enter Lake Washington and run approximately 1,400 linear feet under the lakebed from north Mercer Island, across the East Channel of Lake Washington, to Enatai Beach Park in Bellevue. From Enatai Beach Park, a new sewer pipeline will be installed using horizontal directional drilling technology under the Enatai hillside to King County’s Sweyolocken Pump Station adjacent to Mercer Slough. The Project will also rehabilitate the existing Enatai Interceptor pipeline that is located in Lake Washington, from Enatai Beach Park, through Mercer Slough, to the Sweyolocken Pump Station. The North Mercer Pump Station will be upgraded in order to support the new pipeline, and the City of Mercer Island’s Lift Station 11 and some Mercer Island-owned local sewer lines will be modified in order to continue to convey flows from Mercer Island’s sewer system.</p> <p>Description of Budget Request: The budget requested in the 2023-2024 Biennium will fund construction. Expenditures will include fully burdened staff labor, consultant contracting costs, and construction contracting costs. This project awarded construction in 2022. Due to market conditions related to record high inflation and supply chain shortages, the low bid significantly exceeded the engineer’s estimate of probable costs at baseline, which was set in 2017. The increased construction costs have increased the total estimate at completion.</p>
1116801	Lake Hills and NW Lake Sammamish Interceptor Upgrade STANDALONE		\$46,038,518	<p>Scope: This project will increase the capacity of the Lake Hills Trunk and NW Lake Sammamish Interceptor sewers to convey 20-year storm peak flow capacity through 2060. The condition of the existing pipe will determine which portions are replaced, refurbished, or paralleled. The project is located in the City of Redmond and unincorporated King County. The sewer includes 4.5 miles of gravity pipe and two siphon sections. Per Wastewater Treatment Division (WTD) management direction, as a Washington State Department Fish and Wildlife (WDFW) permit requirement, a fish-passable culvert will be designed and constructed at Country Creek in Redmond.</p> <p>Description of Budget Request: The budget requested in the 2023-2024 Biennium will fund final design and construction. Expenditures will include fully burdened staff labor, consultant contracting costs and construction contracting costs. Increased costs due to design complexity of fish culverts and materials escalation contributed to the increased estimate and requested appropriation amount.</p>

CAP Summary by Fund

Budget: 2023-2024 Biennial, Scenario: Executive Proposed, Agency: All, Fund: 3611 WATER QUALITY CONSTRUCTION, Cap Status: Approved, Is IT Proj? Both Yes and No

2023-2024 Biennial - Executive Proposed

1121409	West Duwamish CSO Control STANDALONE		\$84,131,875	<p>Scope: The objective of this project is to control the West Michigan and Terminal 115 combined sewer overflows (CSOs) in Seattle to the Washington State standard of one-event per year on a rolling 20-year average. A storage tank of 1.25 million gallons has been selected as the preferred alternative.</p> <p>Description of Budget Request: The budget requested in the 2023-2024 Biennium will fund final design and property acquisition. Expenditures will include fully burdened staff labor, consultant contracting costs and land purchases. Increased costs due to increased storage tank size and associated work and materials escalation contributed to the increased estimate at completion and requested appropriation amount.</p>
1123517	East County WTD Fleet Repair & Maintenance Facility Replacement STANDALONE		\$671,452	<p>Scope: This project entails acquiring property, obtaining permits, and constructing a new biosolids truck parking, maintenance, and repair facility in North Bend. The site will accommodate a vehicle maintenance building, vehicle parking, vehicle electrification, materials storage, and landscaping.</p> <p>Description of Budget Request: This project is requesting appropriation to support the remainder of the implementation and close-out phase in the 2023/24 biennium. The construction contract low bid exceeded the engineer's estimate due to market conditions at the time of bid opening, which increased the estimate at completion.</p>
1123624	Coal Creek Siphon & Trunk Parallel STANDALONE		\$2,052,841	<p>Scope: This project will increase the capacity of the downstream half of the Coal Creek Trunk in Bellevue. The trunk to be upgraded is 7,100 lineal feet, ranging in diameter from 15 to 21 inches, and ranges in flow from 7 to 10 million gallons per day (MGD). The upgraded sewer will convey between 11 and 19 MGD to meet the year 2060, 20-year peak flow criteria.</p> <p>Description of Budget Request: The budget requested in the 2023-2024 Biennium will fund final design and construction. Expenditures will include fully burdened staff labor, consultant contracting costs and construction contracting costs. The estimate at completion is still within the baseline estimate.</p>
1126444	WTD Capital Projects Closeout PROGRAMMATIC		\$2,580,000	<p>Scope: The project will fund and track costs incurred by WTD capital projects after they have been completed and closed out in the accounting system.</p> <p>Description of Budget Request: In the 2023-2024 Biennium, this program is planning to continue supporting any emerging post-construction issues, with two subprojects supporting facility drawings not funded during other capital projects. Expenditures will include fully burdened staff labor and consultant contracting costs.</p>

CAP Summary by Fund

Budget: 2023-2024 Biennial, Scenario: Executive Proposed, Agency: All, Fund: 3611 WATER QUALITY CONSTRUCTION, Cap Status: Approved, Is IT Proj? Both Yes and No

2023-2024 Biennial - Executive Proposed

1127126	Joint Ship Canal WQ CSO Control STANDALONE		\$47,953,721	<p>Scope: This project funds King County's share of the capital costs for the Joint Ship Canal Water Quality Project (SCWQP), a Combined Sewer Overflow (CSO) control project with Seattle Public Utilities (SPU). SPU is the lead agency for design, construction and operation of this facility. The Ship Canal Water Quality (WQ) Project is a joint project between Seattle Public Utilities (SPU) and King County Department of Natural Resources and Parks (DNRP) that will provide offline storage with a deep storage tunnel constructed between the Ballard and Wallingford Combined Sewer Overflow (CSO) areas, on the north side of the Ship Canal. The Ship Canal WQ Project will control SPU's Ballard CSO basins (Outfalls 150,151, and 152), Fremont (Outfall 174) and Wallingford CSO basins (Outfall 147), DNRP's 3rd Avenue West Regulator (DSN008), and 11th Avenue NW Regulator (DSN004). The minimum total control volume for both SPU and DNRP CSO basins is 15.24 million gallons (MG).</p> <p>Description of Budget Request: The appropriation request for the 2023-2024 Biennium will fund construction. Expenditures will include fully burdened staff labor and payments to SPU. Budget increment is based on the projected King County share of costs approved by the joint project management team.</p>
1127489	West Point Primary Sedimentation Area Roof Structure STANDALONE		\$3,683,248	<p>Scope: This project will restore the Primary Sedimentation tank roof structure to a seismic life safety performance level at West Point Treatment Plant in Seattle. Project will remove the Z-beams, girders, columns, upgrade the tank walls, and add a partial roof structure.</p> <p>Description of Budget Request: The budget requested in the 2023-2024 Biennium will fund the completion of construction. Increased costs due to design complexity and market conditions at the time of construction bid contributed to the increased estimate at completion and requested appropriation amount. Expenditures will include fully burdened staff labor, consultant contract, and construction contract costs.</p>
1128354	Interbay Force Main & Odor Control STANDALONE		\$2,177,877	<p>Scope: This project will replace the Interbay Pump Station (Seattle) dual 36" force mains with 42" ductile iron pipe, line the dual 48" force mains and 96" gravity line, rehabilitate the force main discharge structure (FMDS) and construct an odor control facility at the FMDS. The scope includes lining of the 96-inch gravity line located north of the FMDS.</p> <p>Description of Budget Request: This project is requesting appropriation to support the implementation phase in the 2023/24 biennium. The project estimate at completion has increased due to design complexity and materials cost escalation. Expenditures will include fully burdened staff labor, consultant contract, and construction contract costs.</p>
1129526	WPTP LSG Piping Replacement STANDALONE		\$3,134,942	<p>Scope: This project is to replace and/or rehabilitate the Low Pressure Sludge Gas/Biogas (LSG) piping system at the West Point Treatment Plant (WPTP) in Seattle.</p> <p>Description of Budget Request: This project is requesting appropriation to support the remaining implementation in the 2023/24 biennium. Expenditures will include fully burdened staff labor, consultant contract, and construction contract costs. The increased estimate at completion is primarily due to materials escalation, coordination with other construction projects which resulted re-design of pipe routing, and addition of scope to replace 150 feet of piping that been identified to be in poor condition post-baseline.</p>

CAP Summary by Fund

Budget: 2023-2024 Biennial, Scenario: Executive Proposed, Agency: All, Fund: 3611 WATER QUALITY CONSTRUCTION, Cap Status: Approved, Is IT Proj? Both Yes and No

2023-2024 Biennial - Executive Proposed

1129528	Small Generator Replacement at Various Offsite Stations PROGRAMMATIC		\$5,570,348	<p>Scope: The program will replace small standby generators at various West offsite stations. The program is currently split up into two Groups, organized in the following way: Group 1 -Total 4 stations where all generator and associated equipment replacements located within WTD facilities. Project for Group 1 created under this program: Small Generator Replacement - Group 1 (1137640). - Ballard Regulator Station - Lake City Tunnel Regulator Station - Montlake Boulevard Regulator Station - Norfolk Street Regulator Station Group 2 - Total 12 stations where all generators will require work outside of WTD facilities. - 8th Avenue South Regulator Station - Brandon Street Outfall Station - Chelan Regulator Station - Connecticut Street Regulator Station - Dexter Avenue Regulator Station - Hanford Street Outfall Station - Hanford Street Regulator Station - Harbor Avenue Regulator Station - King Street Regulator Station - South Michigan Street Outfall Station - South Michigan Street Regulator Station - West Michigan Street Regulator Station.</p> <p>Description of Budget Request: This request for appropriation is to support the preliminary and final design and implementation of subprojects in the 2023/24 biennium. Projected spending includes fully burdened staff time. The appropriation request is based on analysis of the project schedule, spending, contingency, budget carryover amount, and implementation contracting.</p>
1129529	WPTP PE and RAS Pipe Restoration/Replacement STANDALONE		\$22,129,043	<p>Scope: Inspect, restore and/or replace corroded pipelines of the Primary Effluent (PE), Waste Activated Sludge (WAS), and Return Activated Sludge (RAS) pipes of the Secondary Treatment System (STS) at the West Point Treatment Plant in Seattle. The scope also includes: Replace 12 existing magnetic flow meters in the PE and RAS pipe lines; install isolation valve in the WAS pipe; install soil resistivity monitoring on the PE headers of the aeration tanks (to monitor the potential for corrosion); and install additional pipe bracing on the PE/RAS pipes for conformance with seismic standards.</p> <p>Description of Budget Request: This project is requesting appropriation to support final design and implementation in the 2023/24 biennium. Expenditures will include fully burdened staff labor, consultant contract, and construction contract costs. Costs have increased primarily due to material escalation and further definition of project scope which increased the total amount of piping to be replaced.</p>
1129534	Sammamish Plateau Diversion STANDALONE		\$4,260,000	<p>Scope: This project will design and build a conveyance line capable of diverting up to 9.14 mgd of flow from the Southwest Lake Sammamish area north to the Brightwater Treatment plant using the below elements: Reach 1: 24-inch diameter, 8,600-foot gravity pipeline running north to a newly constructed 7.8 mgd intermediate pump station. Reach 2: 8 and 16-inch diameter, 1,600-foot parallel force mains and discharge structure. Reach 3: 27-inch diameter, 8,200-foot gravity pipeline and connection structure.</p> <p>Description of Budget Request: The appropriation request will be used to fund preliminary design activities. Expenditures will include fully burdened staff labor and consultant contract costs.</p>

CAP Summary by Fund

Budget: 2023-2024 Biennial, Scenario: Executive Proposed, Agency: All, Fund: 3611 WATER QUALITY CONSTRUCTION, Cap Status: Approved, Is IT Proj? Both Yes and No

2023-2024 Biennial - Executive Proposed

1129536	WTD Capital Project Formulation PROGRAMMATIC		\$981,000	<p>Scope: This program evaluates potential capital projects and develops conceptual planning level documents to better estimate the conceptual capital project budget.</p> <p>Description of Budget Request: In the 2023-2024 Biennium, the program will deliver 20 Formulations per year based on historical actuals with the budget requested being based on Formulation schedule, spending, contingency, and consultant contracting. Expenditures will include fully burdened staff labor and consultant contract costs.</p>
1129538	Technology Assessment and Innovation Project STANDALONE		\$3,020,000	<p>Scope: The Technology Assessment and Innovation Program (TAIP) is involved in numerous concurrent testing and technology assessment activities, including evaluation of technologies and process changes that can improve the performance or reduce the operating costs of wastewater treatment. Recent TAIP examples include the areas of energy/resource recovery, biosolids management, wastewater systems optimization, and nutrient management. This project is a continuation of former project 1037769 which closed at the end of 2016.</p> <p>Description of Budget Request: The budget requested will allow the Technology Assessment and Innovation Program to support the Wastewater Treatment Division by evaluating nitrogen removal technologies, supporting treatment plant operations staff in troubleshooting and optimizing existing treatment processes, and testing new technologies of particular interest. During the 2023-2024 Biennium, the budget will pay for technology assessment staff labor and procurement of instrumentation and operation of pilot processes, including upgrades to the pilot test facility located at West Point Treatment Plant and testing of secondary process alternatives to address requirements outlined in the Puget Sound Nutrient General Permit (PSNGP) as it applies to King County treatment plants. Expenditures will include fully burdened staff labor, consultant contract, construction contract, and vendor contract costs.</p>
1134064	WPTP Admin/Ops Center Seismic Upgrades STANDALONE		\$3,193,182	<p>Scope: Structural deficiencies at the West Point Treatment Plant (WPTP) Administration Building/Operations Center (Admin Bldg/Ops Center) include an inadequate number of braced frame bays, the need for cover and stiffener plates welded to columns and braces, replacement of and modifications to control and server room floors and ceiling supports, additional anchorage of equipment, utilities, piping, furnishings and ductwork, and laboratory storage improvements. This project will design and implement seismic retrofits (both structural and nonstructural) in accordance with ASCE 41-17 needed for the Admin Bldg/Ops Center to allow immediate occupancy and continued operations after a seismic event.</p> <p>Description of Budget Request: The budget request in the 2023-2024 Biennium will support final design and implementation. Expenditures will include fully burdened staff labor, consultant contract, vendor contract, and construction contract costs.</p>

CAP Summary by Fund

Budget: 2023-2024 Biennial, Scenario: Executive Proposed, Agency: All, Fund: 3611 WATER QUALITY CONSTRUCTION, Cap Status: Approved, Is IT Proj? Both Yes and No

2023-2024 Biennial - Executive Proposed

1134065	SPTP Influent Pump Station Seismic Upgrades STANDALONE		\$11,239,117	<p>Scope: The project will conduct a seismic analysis and identify, design, and implement improvements to improve seismic resiliency of the South Treatment Plant Influent Pump Station (or Pump Building) in Renton.</p> <p>Description of Budget Request: The budget requested in the 2023-2024 Biennium will support preliminary and final design and expenditures will include fully burdened staff labor and consultant contract costs. Costs have increased slightly due to more a complex engineering effort.</p>
1134066	Clean Water Plan STANDALONE		\$9,037,286	<p>Scope: The overall objective of this scope of work is to develop a Clean Water Plan for King County’s regional wastewater system to guide near-term (up to 10 years) and long-term (10 to 40 years) investments by WTD in regional water quality. In addition to comprehensively assessing all demands on the regional wastewater system, the overall planning process will include regional dialog with interested parties about investment priorities, water quality benefits relative to cost, wastewater rate affordability, and the priorities and associated tradeoffs. The planning process will be guided by and seeks to define a future direction for the utility that is consistent with WTD’s vision and mission. The plan shall identify a path forward for WTD that: provides a strategic plan to guide future investments; allocates the right dollars to the right projects at the right time; ensures the core mission to protect water quality; achieves the best water quality benefit for the investments made; results in affordable wastewater utility rates into the future; reflects the County’s initiatives, including equity and social justice and strategic climate action planning.</p> <p>Description of Budget Request: The Clean Water Plan is in a pause that is expected to continue through 2022. The pause is to consider feedback on the planning process from interested parties then adjust and restart. The restarted planning process will continue to focus on the need to set a direction for investments in the regional wastewater system and water quality. A revised schedule for completing the planning process will be developed when the adjusted process is defined in consultation with regional partners. A two to three year timeframe will be used as the starting point for developing the schedule. Continued robust regional engagement as well as engineering, science, economic, and financial analysis needed to complete the plan update will require additional budget authority. This work will be done by internal staff with support from multi-disciplinary consultant resources under one or more contracts.</p>

CAP Summary by Fund

Budget: 2023-2024 Biennial, Scenario: Executive Proposed, Agency: All, Fund: 3611 WATER QUALITY CONSTRUCTION, Cap Status: Approved, Is IT Proj? Both Yes and No

2023-2024 Biennial - Executive Proposed

1134069	WPTP Raw Sewage Pump Replacement STANDALONE		\$151,538,702	<p>Scope: The objective of this project is to increase the firm capacity of the raw sewage pump (RSP) station from 330 million gallons per day (MGD) to 440 MGD at West Point Treatment Plant in Seattle by replacing the existing biogas driven engine pumps with higher capacity electric motor driven pumps. The project will also make seismic upgrades to the pump station and make improvements to meet National Fire Protection Association (NFPA 820) standards. In addition, the project will also replace the existing boiler system prior to completion of the RSP replacement to provide heat necessary to maintain a stable treatment process.</p> <p>Description of Budget Request: The budget requested in the 2023-2024 Biennium will fund final design activities and will be used to award a construction contract. The budget request is based on the baseline estimate by the project team, which was made in June 2022. Expenditures will include fully burdened staff labor, consultant contract, and construction contract costs. Costs due to expanded scope to add boilers (~ \$25M) and material escalation contributed to the increased estimate at completion.</p>
1134070	WTD CMMS Upgrade STANDALONE		\$152,904	<p>Scope: This project will evaluate software alternatives and implement the replacement of the existing Computer Maintenance Management System (CMMS) software (Mainsaver) with a new software system. This will also include applicable third-party modules to facilitate work scheduling, mobility, and/or Key Performance Index metrics and display. The new software system will include functionality that will enable the Wastewater Treatment Division (WTD) to meet its maintenance management requirements and will successfully integrate with other WTD and King County business software and applications as required.</p> <p>Description of Budget Request: The appropriation request will fund implementation and closeout activities. Expenditures will include fully burdened staff labor, consultant contract, and vendor contract costs. The increase in estimate at completion is due to additional complexity and consultant support needed to support the project.</p>
1134071	WTD Ovation Control Systems Upgrades STANDALONE		\$2,086,758	<p>Scope: This project will replace aging hardware components and obsolete software in the Ovation control systems at South, Brightwater and West Point Treatment Plants with current Ovation technology. This project will also install new software and hardware to increase the control systems' features and functionality. The existing control systems at South, Brightwater, and West Point Treatment Plants are built on proprietary software and hardware developed by Emerson Process Management Power and Water Solutions, Inc. (Emerson). A sole source waiver has been approved for the Ovation Evergreen Upgrade and enhancements.</p> <p>Description of Budget Request: The appropriation request will be used to fund implementation and closeout activities. Expenditures will include fully burdened staff labor, consultant contract, vendor contract, and construction contract costs. The increase in estimate at completion is primarily due to the addition of high-performance graphics and alarm management necessary to bring WTD into full conformance with current industrial plant graphical display and alarm standards.</p>

CAP Summary by Fund

Budget: 2023-2024 Biennial, Scenario: Executive Proposed, Agency: All, Fund: 3611 WATER QUALITY CONSTRUCTION, Cap Status: Approved, Is IT Proj? Both Yes and No

2023-2024 Biennial - Executive Proposed

1134072	WPTP Passive Weir for Emergency Bypass STANDALONE		\$1,434,055	<p>Scope: This project will plan, design, and construct a passive bypass weir on the Emergency Bypass Channel to protect the West Point Treatment Plant (WPTP) from flooding in the event of a failure of the Emergency Bypass gate (EB) and all other gates in the Influent Control Structure (ICS). The project will also route the drainage pipeline of the Multi-Use Facility area into the Influent Control Structure for treatment. As part of its independent review of the 2017 West Point flooding event, AECOM recommended construction of a passive weir.</p> <p>Description of Budget Request: The budget requested in the 2023-2024 Biennium will be used to fund final design activities and award a construction contract. Expenditures will include fully burdened staff labor, consultant contract, and construction contract costs. Increased costs due to confined space construction complexity, addition of access portal scope, and other OSHA related measures have contributed to the increase in estimate at completion.</p>
1134073	VFD Replacement STANDALONE		\$3,459,000	<p>Scope: The primary objective of this project is to establish a program to proactively replace low voltage (less than 480 volt) variable frequency drives (VFDs) through the King County Wastewater Treatment Division’s (WTD) system that have reached the end of their life and prior to their failure.</p> <p>Description of Budget Request: In the 2023-2024 biennium, the requested appropriation will support the implementation phase. Projected spending includes fully burdened staff time, construction materials, and project contingency. In 2020 and 2021, the project encountered delays in ordering and shipping of variable frequency drives (VFDs) and equipment. VFDs for West Point Treatment Plant, Duwamish Pump Station (PS), West Seattle PS, East Marginal PS and Kenmore PS materials have been ordered.</p>
1134074	BW Reclaimed Water Storage STANDALONE		\$49,000	<p>Scope: The purpose of this project is to install storage and associated pumping and/or disinfection (if needed) for the Brightwater reclaimed water (RW) distribution system to increase reliable delivery of RW for current and future customers. Project delivery will be via design-bid-build.</p> <p>Description of Budget Request: The budget requested in the 2023-2024 will fund preliminary and final design, and will be used to award a construction contract. Expenditures will include fully burdened staff labor, consultant contract, and construction contract costs. Increased costs due to design complexity, materials escalation, and more required site and utility work contributed to the increased estimate at completion.</p>

CAP Summary by Fund

Budget: 2023-2024 Biennial, Scenario: Executive Proposed, Agency: All, Fund: 3611 WATER QUALITY CONSTRUCTION, Cap Status: Approved, Is IT Proj? Both Yes and No

2023-2024 Biennial - Executive Proposed

1135013	Water Quality Improvement Alternatives PROGRAMMATIC		\$9,407,000	<p>Scope: This project will refine and implement a series of Water Quality Improvement Alternatives, including water quality investments, programs, and policies (“Water quality Projects”) identified in the King County Combined Sewer Overflow (CSO) Long-term Control Plan (LTCP). This project will refine planning level Water Quality Improvement Alternatives identified in the LTCP through Problem Definition, further evaluate options, and initiate design and implementation. This project will also further define those Water Quality Projects identified as programs and policies, in accordance with applicable laws and regulations. This process will be guided by the Water Quality Assessment and Monitoring Study, CSO LTCP, Clean Water Plan for King County’s regional wastewater system, King County Code (KCC 28.86) CSO control policies (CSOCP), and Water Quality Protection Policies (WQPP).</p> <p>Description of Budget Request: In the 2023-2024 Biennium, this program will deliver updates to the Water Quality Benefits Evaluation toolkit. This toolkit is intended to allow for analysis of environmental benefits of different water quality improvement projects and programs. It is anticipated that the updated toolkit will be used in the next update to the CSO Long-Term Control Plan. Expenditures will include fully burdened staff labor and consultant contract costs.</p>
1136151	Black Diamond Payments STANDALONE		\$401,000	<p>Scope: This project commits funds for the payment of Soos Creek Water District for the use, design, construction, operation, maintenance, and depreciation of the District Conveyance Facilities and to provide reimbursement of appropriate capital costs incurred by the District for the County’s use of such facilities. The Parties agree that the County will only pay that portion of the District’s capital costs related to improvements which are necessary to convey the County’s regional wastewater flows from Black Diamond. The Parties understand and expect that the District’s customer base will increase during the time of this Agreement and the District will be solely responsible for the cost of construction of the District’s Conveyance Facilities necessary to meet the capacity needs of the District’s increased customer base.</p> <p>Description of Budget Request: The appropriation request is based on historical reimbursement to the Soos Creek Water District for the capital and operating costs per a Council-approved interlocal agreement between the County and the District.</p>
1139037	Lakeland Hills Install Generator STANDALONE		\$172,578	<p>Scope: The main objective of this project is to provide a standby generator and fuel tank at the Lakeland Hills Pump Station in Auburn, which does not currently have a standby power system. This project will provide a permanent system of adequate size to run the station for the standard 24 hours in the event of a power outage.</p> <p>Description of Budget Request: This project is requesting appropriation to support the remainder of the implementation and close-out phases in the 2023/24 biennium. Expenditures will include fully burdened staff labor, consultant contract and construction contract costs. The estimate at completion has increased due to increased design complexity and material cost escalation.</p>

CAP Summary by Fund

Budget: 2023-2024 Biennial, Scenario: Executive Proposed, Agency: All, Fund: 3611 WATER QUALITY CONSTRUCTION, Cap Status: Approved, Is IT Proj? Both Yes and No

2023-2024 Biennial - Executive Proposed

1139038	Medina PS MCC & Generator Replacement STANDALONE		\$298,890	<p>Scope: The scope of this project is to replace electrical and mechanical equipment that is nearing end of life and in need of replacement at the aging Medina Pump Station. This project will replace motor control centers (MCCs) and a permanent standby generator. A temporary generator was installed in 2019 to mitigate the risk of overflow during wet weather events and will remain until this project is complete.</p> <p>Description of Budget Request: This project is requesting appropriation to support the remaining implementation in the 2023/24 biennium. Expenditures will include fully burdened staff labor, consultant contract, vendor contract, and construction contract costs. Estimated costs have increased due to supply chain shortage impacts on the market.</p>
1139042	Treatment Planning Program PROGRAMMATIC		\$4,279,000	<p>Scope: The Treatment Planning Program provides comprehensive near-term and long-term planning for wastewater treatment at facilities (treatment plants) and at the regional system level. The program assesses current and future regional treatment system needs to accommodate capacity for planned growth anticipated by WTD's 34 component agencies and to address upgrades in level of treatment due to changing regulatory requirements (such as the recent Puget Sound Nutrient General Permit), and identifies the policies, conceptual capital projects, and funding needed to meet regional treatment needs. Conceptual needs are further refined through problem definition for transfer to project delivery.</p> <p>Description of Budget Request: This appropriation request supports multiple subprojects that will continue capacity-related alternative analyses, studies, and projects to address capacity limitations, support King County's nitrogen reduction strategy and Puget Sound Nitrogen General Permit Optimization Plan and initiate the nitrogen reduction evaluation. Expenditures will include fully burdened staff labor and consultant contract costs.</p>
1139044	Loop Biosolids Compost Pilot at SP STANDALONE		\$1,599,085	<p>Scope: This project is to design, permit, and construction a temporary compost pilot facility at South Treatment Plant in Renton to compost Loop biosolids with woody materials to make Class A compost. Once fully operational, the pilot can process up to 500-750 wet tons of class B Loop per year into Class A Loop compost.</p> <p>Description of Budget Request: The budget requested in the 2023-2024 Biennium will be used to award a construction contract. Expenditures will include fully burdened staff labor, consultant contract, and construction contract costs. Increased costs due to design complexity, materials escalation, and equipment installation contributed to the increased estimate at completion.</p>

CAP Summary by Fund

Budget: 2023-2024 Biennial, Scenario: Executive Proposed, Agency: All, Fund: 3611 WATER QUALITY CONSTRUCTION, Cap Status: Approved, Is IT Proj? Both Yes and No

2023-2024 Biennial - Executive Proposed

1139049	ESI Section 8 Rehabilitation STANDALONE		\$82,884,386	<p>Scope: This project will rehabilitate 4,800 feet of the Eastside Interceptor in Bellevue, including the existing 90-inch diameter, 5,600-foot-long tunnel from the Energy Dissipating Structure located at the intersection of I-90 and I-405, to the maintenance hole located at the intersection of I-405 and Coal Creek Parkway SE. The project will be completed using the Progressive Design-Build process and is a part of WTD's Pilot Collaborative Delivery Initiative.</p> <p>Description of Budget Request: The requested appropriation will support the planning, preliminary and final design of this project and will be used to award a construction contract in the 2023/24 biennium. The appropriation request assumes that a collaborative delivery method will be used. Expenditures will include fully burdened staff labor and consultant contract costs. The Estimate at Completion is a planning level estimate, developed using top-down estimating methods per the current scope concept.</p>
1139050	South Plant Chemical ORT and Dewatering Carbon Scrubber Improvements STANDALONE		\$2,901,000	<p>Scope: This project will design and implement a new mist eliminator downstream of the Chemical Odor Control Tower (ORT) System to reduce the carry-over of chemicals into the blower room and carbon beds at South Treatment Plant in Renton. The project scope also includes other improvements to the Chemical ORT System including makeup water and blow down control, new chemical solution recirculation pumps, and replacement of spray nozzles. The project will replace the existing Carbon Tower Supply Blower with a smaller and more efficient unit, install a ventilation system in the Blower Room, replace the carbon media and implement various improvements to the Carbon Tower to improve odor treatment efficiency. The project will also evaluate how the ORT System is being operated and develop modifications to reduce operating and maintenance costs and provide more effective treatment of the ammonia-laden odors from the Dewatering Building (DWB).</p> <p>Description of Budget Request: This request for appropriation is to support design activities in the 2023/24 biennium. Projected spending includes fully burdened staff time. Further appropriation may be requested in future budget cycles for implementation and close out phases of the project.</p>
1139051	West Point EPS Isolation Gate Rehabilitation STANDALONE		\$1,066,000	<p>Scope: This project will plan, design, and implement necessary refurbishments to restore full functionality to the Effluent Pump Station (EPS) isolation gates at West Point Treatment Plant in Seattle. These gates are used to isolate the EPS pumps so that pumps can be taken offline for maintenance.</p> <p>Description of Budget Request: This project is requesting appropriation to support design in the 2023/24 biennium. Expenditures will include fully burdened staff labor and consultant contract costs. Further appropriation may be requested in future budget cycles for final design and implementation.</p>

CAP Summary by Fund

Budget: 2023-2024 Biennial, Scenario: Executive Proposed, Agency: All, Fund: 3611 WATER QUALITY CONSTRUCTION, Cap Status: Approved, Is IT Proj? Both Yes and No

2023-2024 Biennial - Executive Proposed

1139052	WPTP Instrument & Service Air Replacement STANDALONE		\$2,712,000	<p>Scope: This project will plan, design, and implement all work necessary to replace or refurbish the existing instrument and service air (IA/SA) system equipment at West Point Treatment Plant in Seattle. This equipment includes compressors, air dryers, and associated mechanical, electrical, and piping.</p> <p>Description of Budget Request: This project is requesting appropriation to support preliminary and final design in the 2023/24 biennium. Expenditures will include fully burdened staff labor and consultant contract costs. Further appropriation may be requested in future budget cycles for implementation and close-out phases.</p>
1139056	South Interceptor Rehabilitation STANDALONE		\$857,000	<p>Scope: This project will rehabilitate 1,623 linear feet of 72" and 90" diameter reinforced concrete pipe in the South Interceptor located in Renton.</p> <p>Description of Budget Request: The requested appropriation will support the planning and preliminary design of this project in the 2023/24 biennium. Projected spending includes fully burdened staff time and consultant contract costs. Further appropriation may be requested in future budget cycles for final design, implementation and close out phases of the project.</p>
1139065	North Beach PS Raw Sewage Pump Upgrade STANDALONE		\$1,199,000	<p>Scope: This project will upgrade or replace the North Beach Pump Station (NBPS) and Force Main in Seattle. The project will replace aging assets and increase capacity to improve long-term operations and meet current maintenance standards. The scope of work may include the re-alignment of the force main. The work is anticipated to include process, mechanical, electrical, information and communication, HVAC, architectural, structural, and site-civil components. This project also will include evaluation of and replacement or rehabilitation of the North Beach Pump Station Outfall, if necessary.</p> <p>Description of Budget Request: The budget requested for the 2023-2024 Biennium will support planning and preliminary design. Expenditures will include fully burdened staff labor and consultant contract costs. It is expected that this project will request additional appropriation in future biennia.</p>
1139097	M Street Trunk Rehabilitation STANDALONE		\$35,622,332	<p>Scope: This project will rehabilitate or replace 13,900 linear feet of 18, 24, 30 and 36-inch diameter severely deteriorated reinforced concrete pipe between maintenance holes GR21-34A and R18H-78A comprising the northern portion of the M Street Trunk located in Auburn. The project will be completed using the Progressive Design-Build process, and is a part of WTD's Pilot Collaborative Delivery Initiative.</p> <p>Description of Budget Request: The requested appropriation will support the planning, preliminary and final design of this project and will be used to award a construction contract in the 2023/24 biennium. The appropriation request assumes that a collaborative delivery method will be used. Expenditures will include fully burdened staff labor and consultant contract costs.</p>

CAP Summary by Fund

Budget: 2023-2024 Biennial, Scenario: Executive Proposed, Agency: All, Fund: 3611 WATER QUALITY CONSTRUCTION, Cap Status: Approved, Is IT Proj? Both Yes and No

2023-2024 Biennial - Executive Proposed

1139098	Offsite Level Controls and Communication Upgrade PROGRAMMATIC		\$2,484,000	<p>Scope: The scope of this program is to bring all offsite facility wet well level controls and communications equipment into conformance with updated WTD standards to address critical vulnerabilities and reduce risk of overflows. This program will replace obsolete level controls and communications equipment at pump stations, regulator stations, and combined sewer overflow facilities located throughout the King County Wastewater Treatment Division service area.</p> <p>Description of Budget Request: This project is requesting appropriation to support planning and preliminary design in the 2023/24 biennium. Expenditures will include fully burdened staff labor and consultant contract costs. Further appropriation may be requested in future budget cycles for final design and implementation.</p>
1139101	Lakeland Hills PS Facility Replacement STANDALONE		\$5,944,000	<p>Scope: The objective of this project is to replace the existing Lakeland Hills Pump Station in Auburn, WA. The pump station's assets are at the end of their lives, obsolete, and not being supported by the original equipment manufacturers. The new project will also include an evaluation of the existing force main and an investigation and evaluation for relocation of the pump station as part of the alternative analysis phase.</p> <p>Description of Budget Request: This project is requesting appropriation to support preliminary design in the 2023/24 biennium. Expenditures will include fully burdened staff labor and consultant contract costs. Further appropriation may be requested in future budget cycles for final design and implementation.</p>
1139102	Lake Hills Boulevard Siphon Replacement STANDALONE		\$1,348,000	<p>Scope: The scope of this project is to rehabilitate or replace the Lake Hills Boulevard Siphon in Bellevue, WA. The siphon is an asbestos cement (AC) pipe that consists of dual 10-inch-diameter pipes that form a 1/3-mile-long (approximately 1,900-linear-foot) siphon that connects a City of Bellevue local sewer line to the King County Lake Hills Interceptor.</p> <p>Description of Budget Request: The requested appropriation will support the planning and preliminary design phases of the project. Projected spending includes fully burdened staff time and design consultant procurement costs. Further appropriation may be requested in future budget cycles for implementation and close out phases of the project.</p>
1139110	West Point IPS / EPS Pump Refurbishment Program PROGRAMMATIC		\$14,368,624	<p>Scope: This project will refurbish or replace the Intermediate Pump Station (IPS) pumps, Effluent Pump Station (EPS) pumps, and associated motors at the West Point Treatment Plant (WPTP) in Seattle. These assets are the primary hydraulic drivers of the WPTP.</p> <p>Description of Budget Request: This request for appropriation is to support the planning, preliminary, final design, implementation and close out phases of the program's subprojects in the 2023/24 biennium. Expenditures will include fully burdened staff labor, consultant contract, vendor contract, and construction contract costs.</p>

CAP Summary by Fund

Budget: 2023-2024 Biennial, Scenario: Executive Proposed, Agency: All, Fund: 3611 WATER QUALITY CONSTRUCTION, Cap Status: Approved, Is IT Proj? Both Yes and No

2023-2024 Biennial - Executive Proposed

1141030	WP Power Quality Improvements STANDALONE		\$108,776,626	<p>Scope: This project will plan, design and implement all work necessary to install an Uninterruptible Power Supply (UPS) system that will mitigate the effects of incoming voltage sags on the seven critical pump Variable Frequency Drives (VFDs) to reduce unauthorized discharges of storm water and sewage into Puget Sound at West Point Treatment Plant (WPTP) in Seattle. The project scope will include demolition of the existing WPTP building 713 and construct new building in its place that will house the new UPS system.</p> <p>Description of Budget Request: The budget requested in the 2023-2024 Biennium will support implementation. The estimate at completion has increased relative to the previous budget request, mainly due to a change in the project concept from an expansion of the co-generation system to the installation of a UPS backup, after the co-generation system expansion was found to not meet project objectives. The UPS equipment requires construction of a new building with significant sub-surface foundation work to house it, which has increased the cost. The project has also been subject to material and equipment cost escalation driven by inflation and supply chain shortages.</p>
1141032	WP Power Reliability Improvements STANDALONE		\$44,000	<p>Scope: This project allows WTD to coordinate with Seattle City Light (SCL) on long term power reliability improvements for the West Point Treatment Plant. These improvements are implemented on SCL's side of the system and include items such as a new dedicated power feed, advanced switching, or a dedicated transformer. The budget includes potential cost sharing for smaller improvements, but does not include larger items such as a new, dedicated feeder.</p> <p>Description of Budget Request: The budget requested for the 2023-2024 Biennium will support coordination with Seattle City Light and implementation of smaller improvements. Expenditures will include fully burdened staff labor and may include consultant contract, vendor contract, and/or construction contract costs.</p>
1141134	West Point Electrical Improvements PROGRAMMATIC		\$4,128,000	<p>Scope: This project will replace approximately 125 electrical assets, relocate 9 electrical assets, and coordinate these efforts with other electrical and asset replacement projects at West Point Treatment Plant (WPTP) in Seattle. In addition to the scope identified, this project will coordinate design and implementation with the other projects underway and facility operational needs. Whenever possible this project should align the replacement of electrical equipment with other asset replacement projects to minimize outages and take advantage of synergies. Key projects that impact this project are the RSP Replacement, the Power Quality, Power Reliability and Power Monitoring projects. Additionally, significant revisions are being designed for the plant at the 13kV distribution level, the Seattle City Light (SCL) substation, and the feeder to the plant that might impact the scope of this project.</p> <p>Description of Budget Request: This project is requesting appropriation to support preliminary and final design in the 2023/24 biennium. Projected spending includes fully burdened staff time and consultant contracting costs. Further appropriation may be requested in future budget cycles for implementation and closeout phases.</p>

CAP Summary by Fund

Budget: 2023-2024 Biennial, Scenario: Executive Proposed, Agency: All, Fund: 3611 WATER QUALITY CONSTRUCTION, Cap Status: Approved, Is IT Proj? Both Yes and No

2023-2024 Biennial - Executive Proposed

1141881	SP DAFT Tank Rehabilitation STANDALONE		\$46,922,300	<p>Scope: This project will replace and/or rehabilitate metal components and equipment in the Dissolved Air Flotation Thickener (DAFT) tanks at South Treatment Plant (STP) in Renton.</p> <p>Description of Budget Request: This project is requesting appropriation to support final design and implementation in the 2023/24 biennium. Projected spending includes fully burdened staff time, consultant contract, and construction contract costs.</p>
1141884	WPTP Grit Classifier Replacement STANDALONE		\$7,398,474	<p>Scope: This project will plan, design, and implement all work necessary to replace or refurbish failing grit classifiers, cyclones, and grit hopper gates at West Point. This project will also implement modifications to associated structural, mechanical, electrical, and process equipment related to the grit classifier, piping, and equipment. The grit classifier equipment removes heavy inorganic materials, such as sand, gravel, and minerals from the wastewater flow during preliminary treatment.</p> <p>Description of Budget Request: This project is requesting appropriation to support final design and implementation in the 2023/24 biennium. Projected spending includes fully burdened staff time, construction materials, land acquisition, and project contingency.</p>
1143829	Nitrogen Removal Optimization: Near-term Capital Program PROGRAMMATIC		\$8,080,000	<p>Scope: This program will identify and implement potential low-cost, near-term capital subprojects to reduce nitrogen discharges from the South Plant Treatment Plant (Renton), Brightwater Treatment Plant (Woodinville), and West Point Treatment Plant (Seattle). The program intends to deliver these subprojects in a programmatic fashion to maximize benefit and minimize compliance risk for the Puget Sound Nutrient General Permit (PSNGP).</p> <p>Description of Budget Request: The budget requested for the 2023-2024 Biennium will fund planning, preliminary design, final design, and implementation of subprojects. Expenditures will include fully burdened staff labor, consultant contract, vendor contract, and construction contract costs.</p>
1143830	WPTP Critical Gate Refurbishment STANDALONE		\$950,000	<p>Scope: The objective of this project is to restore full functionality to critical treatment plant wastewater flow control gates and their support systems at the West Point Treatment Plant in Seattle. Support systems include operators, hydraulics, and controls. Restoring full functionality to these gates and support systems is necessary prior to required outages by the Raw Sewage Pump (RSP) replacement project.</p> <p>Description of Budget Request: This project is requesting appropriation to support planning and preliminary design in the 2023/24 biennium. Expenditures will include fully burdened staff labor and consultant contract costs. Further appropriation may be requested in future budget cycles for final design and implementation.</p>

CAP Summary by Fund

Budget: 2023-2024 Biennial, Scenario: Executive Proposed, Agency: All, Fund: 3611 WATER QUALITY CONSTRUCTION, Cap Status: Approved, Is IT Proj? Both Yes and No

2023-2024 Biennial - Executive Proposed

1143831	SP RAS Pods 1-4 Piping and Component Replacement STANDALONE		\$965,000	<p>Scope: The objective of this project is to replace the Return Activated Sludge (RAS) piping and related components from the applicable RAS pump to the RAS headbox including valves and flow meters on 32 RAS pumps at the South Treatment Plant in Renton. The current piping and related components have reached the end of their useful life and are corroded.</p> <p>Description of Budget Request: This project is requesting appropriation to support planning and preliminary design in the 2023/24 biennium. Expenditures will include fully burdened staff labor and consultant contract costs. Further appropriation may be requested in future budget cycles for final design and implementation.</p>
1143832	WPTP Oxygen Generation System Refurbishment STANDALONE		\$759,000	<p>Scope: This project will refurbish or replace oxygen generation components at the West Point Treatment Plant in Seattle. Components include the feed air blower system, the adsorber system, the vacuum pump system, the gaseous oxygen (GOX) blower system, the liquid oxygen (LOX) system, the instrument air system, and the heating, ventilating, and air conditioning (HVAC) system components.</p> <p>Description of Budget Request: This project is requesting appropriation to support planning and preliminary design in the 2023/24 biennium. Expenditures will include fully burdened staff labor and consultant contract costs. Further appropriation may be requested in future budget cycles for final design and implementation.</p>
1143833	Ovation Evergreen Control Systems Lifecycle Management Program PROGRAMMATIC		\$213,000	<p>Scope: The objective of this program is to systematically replace critical hardware components and obsolete software in the Ovation control systems at the West Point Treatment Plant (Seattle), South Treatment Plant (Renton), and Brightwater Treatment Plant (Woodinville).</p> <p>Description of Budget Request: This program is requesting appropriation for staff labor for the procurement of equipment in the 2023-2024 biennium. The total requested amount is based on a list of pending expected subprojects that will proactively maintain control systems across Wastewater Treatment Division's three regional treatment plants.</p>
1143834	West Point Digestion Capacity Expansion STANDALONE		\$1,167,000	<p>Scope: The objective of this project is to design and modify or build an expanded digester system to increase digestion capacity at West Point Treatment Plant in Seattle. The Treatment Plant Flows and Loads study concluded that West Point digestion capacity is currently approaching its solids loading limit. There are several options to increase digestion capacity at West Point, including construction of a new digester, modifying existing digesters, converting to an advanced digestion process, or including a pretreatment process.</p> <p>Description of Budget Request: This project is requesting appropriation to support planning and preliminary design in the 2023/24 biennium. Expenditures will include fully burdened staff labor and consultant contract costs. Further appropriation may be requested in future budget cycles for final design and implementation.</p>

CAP Summary by Fund

Budget: 2023-2024 Biennial, Scenario: Executive Proposed, Agency: All, Fund: 3611 WATER QUALITY CONSTRUCTION, Cap Status: Approved, Is IT Proj? Both Yes and No

2023-2024 Biennial - Executive Proposed

1143835	Cathodic Protection Program PROGRAMMATIC		\$1,828,705	<p>Scope: The objective of this program is to extend the useful life of the King County wastewater conveyance system assets by providing adequate cathodic protection (CP) of conveyance infrastructure. This program will deliver prioritized subprojects that upgrade, refurbish, or replace failed CP systems across the County. It will effectively address subproject backlog, which will help prevent future unnecessary corrosion and extend the useful life of force mains located throughout the King County Wastewater Treatment service area.</p> <p>Description of Budget Request: This request for appropriation is to support the planning, preliminary, final design, implementation and close out phases of the program's subprojects in the 2023/24 biennium. The appropriation request is based on a list of pending expected subprojects. Expenditures will include fully burdened staff labor, consultant contract costs, and construction contract costs.</p>
1143836	WTD Roofing Program 2023-2028 PROGRAMMATIC		\$11,489,932	<p>Scope: This program focuses on implementing improvements or upgrading/replacing roofs of buildings owned by the Wastewater Treatment Division (WTD). Roof replacements improve safety and reliability of WTD buildings, as well as extending their useful life and improving energy efficiency performance. This project is a Program made up of numerous individual subprojects. See individual subprojects for specific details and information regarding scope, schedule, and budget.</p> <p>Description of Budget Request: This request for appropriation is to support the planning, preliminary, final design, implementation and close out phases of the program's subprojects in the 2023/24 biennium. The appropriation request is based on a list of pending expected subprojects. Expenditures will include fully burdened staff labor, consultant contract costs, and construction contract costs.</p>
1143839	Carkeek CSO Dechlorination System Modifications STANDALONE		\$4,582,215	<p>Scope: This project will replace the dechlorination system at the Carkeek Combined Sewer Overflow (SSO) Treatment Plant in Seattle. The project scope includes: * New sodium bisulfite (SBS) metering pumps, chemical feed flow meters and chlorine analyzers. * Two new 500-gallon SBS storage tanks. * Improved heating and ventilation in instrumentation and chemical storage areas. * Utilizing the adjacent boiler room for instrumentation equipment and isolate it from the chemical storage area. * Updating the feed control program. * Security improvements.</p> <p>Description of Budget Request: This project is requesting appropriation to support the implementation and close-out in the 2023/24 biennium. This project was previously funded as a subproject under Process Replacement/Improvement (1113189), but the estimate at completion has exceeded thresholds for remaining a subproject. The cost increase has been driven primarily by design complexity and materials escalation.</p>

CAP Summary by Fund

Budget: 2023-2024 Biennial, Scenario: Executive Proposed, Agency: All, Fund: 3611 WATER QUALITY CONSTRUCTION, Cap Status: Approved, Is IT Proj? Both Yes and No

2023-2024 Biennial - Executive Proposed

1143860	Mouth of the Duwamish Facility Plan STANDALONE		\$12,522,000	<p>Scope: This project consists of establishing a capital delivery program and subsequent development of the Mouth of the Duwamish (MOD) Combined Sewer Overflow (CSO) Control Facility Plan(s). The MOD CSO Control Facility Plan(s) will form the basis for regulatory approval of the recommended alternative(s) and enable King County Wastewater Treatment Division (WTD) to proceed to final design and ultimately construct CSO control facilities to control five King County CSO outfalls, consistent with WTD’s consent decree. The five King County CSO facilities to be controlled include: Chelan Ave., Hanford #2, Lander St., Kingdome, and King St. Regulator Stations (RSs). The MOD CSO Control Program will consider incorporating Seattle Public Utility (SPU) CSO flows from three SPU basins into the MOD CSO Control Project.</p> <p>Description of Budget Request: The MOD CSO Control Project budget request for 2023 and 2024 will support preliminary design activities. Project expenditures are expected to include fully burdened staff labor and consultant contract expenditures. The biennial appropriation request will directly contribute to the development of the MOD CSO Control Facility Plan. The Facility Plan will form the basis for regulatory approval of the recommended alternative and enable WTD to proceed to final design and ultimately construct CSO control facilities to control King County CSO outfalls. A follow-on project will be submitted in future budget cycles to fund the land acquisition, final design, and implementation phases of the MOD CSO Control Program.</p>
1143861	PSNGP Nutrient Reduction Evaluation STANDALONE		\$13,635,000	<p>Scope: This project will provide an assessment of site-specific main stream wastewater treatment plant upgrades that could achieve a final effluent concentration of 3 mg/L Total Inorganic Nitrogen (TIN) on seasonal average (April – October) basis for West Point (Seattle), South (Renton), and Brightwater (Woodinville) Treatment Plants as required by the Puget Sound Nutrient General Permit (PSNGP), issued in December 2021 by the Washington State Department of Ecology (Ecology). The evaluation will include an analysis of all known, available and reasonable treatment (AKART) alternatives capable of reducing total inorganic nitrogen (TIN). The report will present an alternative representing the greatest TIN reduction that is reasonably feasible on an annual basis for each treatment plant. Per permit requirements, the analysis will be sufficiently complete that an engineering report may be developed for the preferred AKART alternative as well as the preferred alternatives to reach 3 mg/L TIN seasonally, without substantial alterations of concept or basic considerations. This project will also include an AKART analysis for Vashon Treatment Plant as required in section S6.C of the Puget Sound Nutrient General Permit for wastewater treatment plants with small TIN loads.</p> <p>Description of Budget Request: The budget requested for the 2023-2024 Biennium will be used to begin analysis. Costs include staff labor and consultants costs to perform analysis for the project.</p>

CAP Summary by Fund

Budget: 2023-2024 Biennial, Scenario: Executive Proposed, Agency: All, Fund: 3611 WATER QUALITY CONSTRUCTION, Cap Status: Approved, Is IT Proj? Both Yes and No

2023-2024 Biennial - Executive Proposed

1143862	Uninterruptable Power Supply Lifecycle Management Program PROGRAMMATIC		\$1,266,000	<p>Scope: This program will replace all Uninterruptable Power Supply assets once every ten years in accordance with the settlement agreement with the Suquamish Tribe effective January 2022.</p> <p>Description of Budget Request: This project is requesting appropriation to support planning and preliminary design in the 2023/24 biennium. Projected spending includes fully burdened staff time. Further appropriation may be requested in future budget cycles for final design, and implementation.</p>
1143863	South Plant Influent Gates & Actuators Replacement STANDALONE		\$1,434,000	<p>Scope: The objective of this project is to replace the four existing Influent gates and actuators at South Treatment Plant in Renton. The hydraulically operated influent gates, one at the entrance of each raw sewage conduit, control the rate of sewage flow into the plant. The actuators are part of the hydraulic system that operates the gates. The existing gates and actuators are at the end of their useful lives, parts are unavailable, and they are no longer supported by the manufacturer.</p> <p>Description of Budget Request: This project is requesting appropriation to support planning and preliminary design in the 2023/24 biennium. Costs will include fully burdened staff labor and consultant costs. Further appropriation may be requested in future budget cycles for final design and implementation.</p>
1143864	South Plant Primary and Secondary Clarifier Retrofit STANDALONE		\$1,375,000	<p>Scope: This project will implement small capital improvements to retrofit and/or modify the clarifiers to address current clarifier capacity and performance limitations at the South Treatment Plant in Renton. The clarifiers hydraulically separate solids out of the wastewater stream. Potential modifications include changes to baffles, creating larger openings, changing gates, and small structural modifications to increase clarifier capacity.</p> <p>Description of Budget Request: This project is requesting appropriation to support planning and preliminary design in the 2023/24 biennium. Costs will include fully burdened staff labor and consultant costs. Further appropriation may be requested in future budget cycles for final design and implementation.</p>
1143865	Black Diamond Trunk Storage Phase 1 STANDALONE		\$3,231,000	<p>Scope: This project will replace 4,600 linear feet of conveyance in the upper reaches of the Black Diamond Trunk with 72-inch-diameter pipe to provide conveyance, storage, and peak flow capacity through 2030 as part of a phased project to address capacity needs in the South Green River-Soos Creek Planning Area. A Phase 2 project will be implemented in the future.</p> <p>Description of Budget Request: This project is requesting appropriation to support planning and preliminary design in the 2023/24 biennium. Costs will include fully burdened staff labor and consultant costs. Further appropriation may be requested in future budget cycles for final design and implementation.</p>

CAP Summary by Fund

Budget: 2023-2024 Biennial, Scenario: Executive Proposed, Agency: All, Fund: 3611 WATER QUALITY CONSTRUCTION, Cap Status: Approved, Is IT Proj? Both Yes and No

2023-2024 Biennial - Executive Proposed

1143866	West Point Digester Gas Optimization STANDALONE		\$1,956,000	<p>Scope: The biogas produced as part of the anaerobic digestion process at West Point Treatment Plant in Seattle is used beneficially on site to meet process and space-heating needs, power the plant's four raw sewage pump engines, and to generate electricity. To control the gas system pressure and dispose of excess biogas, the waste gas flares continuously burn some of the biogas. This project will utilize biogas that is currently being flared, and any biogas that is going to the raw sewage pumps (RSP) if the RSP engines are replaced with electric motors. This project is the first of two anticipated phases.</p> <p>Description of Budget Request: This project is requesting appropriation to support planning and preliminary design in the 2023/24 biennium. Costs will include fully burdened staff labor and consultant costs. Further appropriation may be requested in future budget cycles for final design and implementation.</p>
1143934	South Plant Co-Digestion STANDALONE		\$2,021,000	<p>Scope: This project will design and construct an organics processing infrastructure for co-digestion of wastewater solids and food waste at South Treatment Plant in Renton. This project will be performed in partnership with King County's Solid Waste Division (SWD) with costs allocated based on the benefit provided to each respective customer base.</p> <p>Description of Budget Request: The appropriation requested for the 2023-2024 biennium will support project planning and design. Costs will include fully burdened staff and consultant labor.</p>
1144008	WTD Electric Vehicle Charging Stations STANDALONE		\$683,000	<p>Scope: This project will install Electric Vehicle (EV) charging infrastructure at WTD managed facilities to support the transition of WTD light duty vehicles to electric.</p> <p>Description of Budget Request: The budget requested will be used for project planning and implementation. Expenses will include fully burdened staff labor and construction contracting.</p>
1144157	Murray Forcemain Rehabilitation STANDALONE		\$7,041,027	<p>Scope: Project will structurally rehabilitate approximately 1,150 linear feet of the existing 27 inch diameter east force main for the Murray Pump Station in Seattle.</p> <p>Description of Budget Request: The requested appropriation will support the planning, preliminary, final design, construction, and close out of this project in the 2021-2022 biennium. The expenditures will include fully burdened staff labor and construction contract costs.</p>
3611 - WATER QUALITY CONSTRUCTION		Total	\$989,195,355	
Grand Total			\$989,195,355	

2023-2024 Capital Financial Plan Wastewater Construction / 00003611 & 3612

Capital Improvement Program (CIP) Budget

	2021-2022 Estimated Ending Balance (Biennium ITD Balance)	2023-2024 Proposed	2023-2024 Total (Balance + Budget)	2025-2026 Projected ¹	2027-2028 Projected ¹
Capital Budget Revenue Sources:					
Revenue Backing from Fund Balance	-	-	-	-	-
Debt Proceeds	1,124,916,632	702,934,316	1,827,850,948	628,201,770	786,433,356
Future Undesignated Funding	-	286,261,038	286,261,038	170,772,230	3,411,644
Total Capital Revenue	\$ 1,124,916,632	\$ 989,195,355	\$ 2,114,111,987	\$ 798,974,000	\$ 789,845,000
Capital Appropriation:					
Asset Management	284,749,322	316,682,166	601,431,488	347,518,000	297,815,000
Capacity Improvements	346,603,415	91,977,436	438,580,851	217,604,000	111,435,000
Regulatory	198,150,397	339,384,863	537,535,259	144,028,000	213,572,000
Resiliency	111,448,843	171,088,304	282,537,147	-	24,862,000
Resource Recovery	17,715,525	6,346,085	24,061,610	50,217,000	79,872,000
Operational Enhancements	34,611,049	9,940,214	44,551,264	17,266,000	41,713,000
Planning/Administrative Projects	34,455,865	53,776,286	88,232,150	22,341,000	20,576,000
Historical (No Category)	97,182,216	-	97,182,216	-	-
Total Capital Appropriation	\$ 1,124,916,632	\$ 989,195,355	\$ 2,114,111,987	\$ 798,974,000	\$ 789,845,000

CIP Fund Financial Position

	2021-2022 Biennial- to-Date Actuals ²	2021-2022 Estimated	2023-2024 Biennial- to-Date Actuals	2023-2024 Estimated	2025-2026 Projected	2027-2028 Projected
Beginning Fund Balance	162,023,504	162,023,504	-	274,549,658	189,833,622	174,195,948
Capital Funding Sources						
State Revolving Fund/Public Works Loans	60,019,231	65,389,494	-	210,498,119	96,844,511	-
Insurance Recoveries ¹	19,000,000	19,000,000	-	-	-	-
Commercial Paper & Variable Rate Debt	110,600,000	127,850,368	-	(8,914,959)	13,697,791	95,137,815
Bond Proceeds (Net), including defeasance	144,000,000	415,162,764	-	501,351,156	517,659,468	691,295,541
Transfers from Operating Fund (4611)	-	-	-	-	331,890,465	397,059,801
Total Capital Revenue	\$ 333,619,231	\$ 627,402,626	\$ -	\$ 702,934,316	\$ 960,092,236	\$ 1,183,493,158
Capital Expenditures						
Asset Management	61,289,287	139,127,615	-	240,373,470	404,648,824	470,118,302
Capacity Improvements	35,054,597	80,687,465	-	146,717,476	214,765,699	179,023,205
Regulatory	101,854,847	203,511,901	-	275,110,258	202,489,987	213,139,404
Resiliency	22,856,186	43,266,096	-	52,503,571	69,846,169	74,816,334
Resource Recovery	3,816,275	5,681,440	-	14,609,621	47,172,114	67,890,342
Operational Enhancements	12,089,634	18,370,185	-	28,100,082	17,615,217	35,455,975
Planning/Administrative Projects	13,596,596	24,231,770	-	30,235,874	19,191,899	17,489,708
Total Capital Expenditures	\$ 250,557,422	\$ 514,876,472	\$ -	\$ 787,650,352	\$ 975,729,910	\$ 1,057,933,270
Other Fund Transactions						
	-	-	-	-	-	-
Ending Fund Balance	245,085,313	274,549,658	\$ -	189,833,622	174,195,948	299,755,835
Ending Fund Balance designated to current projects*						
	\$ 146,285,313	\$ 175,749,658	\$ -	\$ 169,833,622	\$ 154,195,948	\$ 279,755,835
Reserves						
Emergency Capital Reserve ²	15,000,000	15,000,000	-	15,000,000	15,000,000	15,000,000
Construction Cash Balance Reserve	5,000,000	5,000,000	-	5,000,000	5,000,000	5,000,000
Lower Duwamish Reserve	78,800,000	78,800,000	-	-	-	-
Total Reserves	\$ 98,800,000	\$ 98,800,000	\$ -	\$ 20,000,000	\$ 20,000,000	\$ 20,000,000
Projected Shortfall	-	-	-	-	-	-
Ending Undesignated Fund Balance	\$ -	\$ -	\$ -	\$ -	\$ -	\$ -

Financial Plan Notes

CIP Budget Notes:

All financial plans have the following assumptions, unless otherwise noted in below rows.

2021-2022 Estimated Ending Balance column reflects the best estimate of the intention to date budget balances and actual balances after 2021 is closed.

2023-2024 Proposed Budget is consistent with PIC for 2023-2024 Executive Proposed Budget.

2023-2024 Total Budget sums the Estimated Ending Balance Budget and the 2023-2024 Budget.

Outyear revenue and expenditure budget assumptions tie to the outyears of the Ordinance Attachment by Fund report in PIC, with exceptions explicitly noted.

Revenue Notes:

Revenues shown are equal to the budgeted expenditure. Revenues include new revenue and fund balance designated to projects.

Appropriation Notes:

1. Projections of appropriation requests in future biennia do not match precisely with attachment A due to the inclusion of potential future projects.

CIP Fund Financial Position:

All financial plans have the following assumptions, unless otherwise noted in below rows.

Biennial to Date (BTD) expenditures and revenue reflect EBS totals for budgetary accounts as of the most recent closed month. (This plan has the actuals thru May, 2022)

2021-2022 Actuals reflect 2021-2022 amounts in EBS.

2021-2022 Estimated column reflects the best estimate for the biennium based on actuals and should be informed by the fund's spending plan.

Outyear revenue projections and expenditure estimates are based on the most recent projections and reflect current project plans.

Revenues Notes:

¹Includes insurance recovery from litigation on North Creek Interceptor project (in year 2021) and the Lower Duwamish Insurance Settlement (in year 2020); the Duwamish funds are held by WTD pending allocation to WTD and other County agencies. The preliminary allocation report was issued in June 2021. The allocator will submit a final allocation after the end of 2021. These amounts are reflected in the Lower Duwamish Reserve.

Bond proceeds are net of issuance expenses and amounts deposited or released from the Bond Reserve Account.

²Beginning fund balance includes statutorily required bond reserves and unspent bond proceeds. These amounts are not included in the FBOD calculation of working capital. These inclusions account for the differences in starting fund balance from published working capital balances.

Expenditure Notes:

Outyear expenditures are based on accomplishment rates used in the 2023 Proposed Sewer Rate financial plan. Accomplishment rate is 85% for all projects except for Georgetown and Ship Canal that are projected at 100%

Reserve Notes:

*Fund balance designated to current projects is for projects that are already appropriated. This fund balance cannot be used for other projects without disappropriating projects or creating a shortfall in the fund.

²Emergency Capital Reserve authorized by Motion 13798 on 12/11/12. To be used for unanticipated system repairs or equipment replacement in the event of a natural disaster or some unforeseen system failure.

Data pulled: June 15, 2022, BI Publisher, Myunghee Chung
financial plan was last updated: June 24, 2022, Myunghee Chung

WATER AND LAND RESOURCES DIVISION

MISSION

The mission of the Water and Land Resources Division (WLRD) is to protect, restore, and manage King County's water and land resources using the best available science, innovation, and collaborating with our partners and community.

OVERVIEW

The Water and Land Resources Division (WLRD) safeguards King County's water and land resources by providing services that protect public health and safety and yield significant environmental benefits. WLRD employs scientists, engineers, policy experts, ecologists, and project managers dedicated to protecting the health and integrity of King County's natural resources, so that they can be enjoyed today and for generations to come. WLRD also works closely with other King County agencies, cities, tribes, community partners, and the King County Flood Control District (FCD) to deliver services.

WLRD's responsibilities include:

- Management of a stormwater utility in the unincorporated area.
- Coordination of floodplain management, including acting as service provider for the King County Flood Control District.
- Implementation of salmon recovery plans for the Water Resources Inventory Areas in King County.
- Acquisition and stewardship of significant swaths of forest, riparian, and farmland.
- Management of a group of applied scientists working for several divisions within DNRP.
- Operation of the County's Environmental Lab.
- Control and eradication of noxious weeds.
- Reduction of toxics exposure to people and the environment.

This diverse portfolio is supported by a wide array of revenue sources, which includes fees for services, interlocal agreements, federal and state grants, transfers from other County agencies for the provision of services, tax levies, and bonds.

**2023-2024 Executive Proposed Operating Budget
SURFACE WATER MANAGEMENT LOCAL DRAINAGE SERVICES
(EN_A84500)**

Operating Budget Summary	Expenditures	Revenues	Reg FTE	TLT
2021-2022 Revised Budget	89,366,700	86,873,918	128.0	11.0
Base Budget Adjustments	(2,412,892)	(102,138)	0.0	(6.0)
Decision Package Adjustments	6,506,797	5,884,694	(30.0)	(2.0)
2023-2024 Executive Proposed Budget	93,460,605	92,656,474	98.0	3.0
2023-2024 Executive Proposed Ordinance	93,461,000	92,657,000	98.0	3.0

Notes

1. The 2021-2022 Revised Budget equals the 2021-2022 Adopted Biennial Budget plus all Adopted Supplementals as of the publication of this document.
2. Adjust base budget to remove 2021-2022 one-time changes including those related to pandemic response, annualize supplemental changes, and update personnel rates. Personnel budgets reflect projected 2023-2024 salary and benefit rates, current position classifications, and step/merit increases.
3. The Executive Proposed Budget is the sum of the Revised Budget, Base Budget Adjustments, and Decision Package Adjustments. All FTEs/TLTs are rounded to the nearest 1/10th of a position and in some cases, rounded numbers may not add up to the FTE/TLT totals in Executive Proposed. In the Executive Proposed Ordinance, expenditure and revenue totals are rounded up to the nearest 1,000 and FTEs and TLTs are rounded up to the maximum monthly FTEs/TLTs in the Biennium.

Decision Package Adjustment Detail	Expenditures	Revenues	Reg FTE	TLT
Direct Service Changes				
(DS_012) Business and Data Analysis Support Add a business analyst to provide research and data analysis to support SWM billing, administer the Customer Relationship Management (CRM) database, and assess process improvement and enhancements required for other applications.	327,871	0	1.0	0.0
(DS_015) SWM Fee Revenues Adjust revenue from proposed rate increase of ~11.8% or \$34/residential parcels (Rate class 1). This will result in a \$34 annual increase, from \$289 to \$323 for a residential parcel in unincorporated King County. The rate increase is applied to all seven rate classes.	0	9,613,272	0.0	0.0
(DS_120) Central Climate Change Cost Update Adjust the share of the central climate-related costs for 2023-2024. These costs include investments to advance the Strategic Climate Action Plan (SCAP), membership fees in climate related organizations, and development and implementation of the countywide Green Jobs Strategy, as well as central staff to help agencies across the County with climate related activities. The allocation methodology is based on operational greenhouse gas emissions.	650	0	0.0	0.0
Administrative Service Changes				

2023-2024 Executive Proposed Operating Budget
SURFACE WATER MANAGEMENT LOCAL DRAINAGE SERVICES
(EN_A84500)

Decision Package Adjustment Detail	Expenditures	Revenues	Reg FTE	TLT
(AC_001) Transfer of Agricultural and Neighborhood Drainage and Water Quality Program Add expenditure appropriation for Agricultural and Neighborhood Drainage and Water Quality programs and reduce capital programs in F3292 by the same amount. There is a net-zero impact of this accounting change.	1,150,000	0	0.0	0.0
(AC_002) Fund Transfer Adjustments Adjust Surface Water Management (SWM) transfers to Shared Services fund for SWM-funded activities and to SWM CIP pay-as-you-go fund. This proposal also adjusts the Rivers and Floodplain Management Section "Capital Reserve" budget.	7,828,104	0	0.0	0.0
(AC_003) Loan In and Loan Out Adjustments Adjust account based on the estimated hours each engineer, capital project manager, or other dedicated staff is projected to charge work hours to other appropriation units, including capital projects.	(2,128,851)	0	0.0	0.0
(AC_007) Roads Surface Water Management Fund Transfer Transfer funding to Roads Services Division for County drainage and fish passage work.	3,483,540	0	0.0	0.0
(AC_100) Capital Project Management Workgroup (CPMWG) Training Program Contribution Contribute to CPMWG for the 23-24 Training Program.	100,433	0	0.0	0.0
Technical Adjustments				
(TA_001) Org Unit Move to Water and Land Shared Services Fund Move three Org Units (Open Space Acquisition, Agriculture Forestry and Incentive, and Basin Stewards) from Surface Water Management fund (1211) to Water and Land Resources Fund (1210). TA_001 in EN_A74100 shows the other side of this transfer.	(10,875,449)	0	(31.0)	(2.0)
(TA_004) SWM Capital Transfer Correction Correct the base SWM transfer amounts for WLRD CIP.	3,818,182	0	0.0	0.0
(TA_045) Overhead Cost Distribution to WLRD Funds Distribute central rates, administrative, and overhead costs from central fund level to appropriate section/org unit level. Distribute Rural and Regional Services section overhead to the cost center level.	1,779,158	0	0.0	0.0
(TA_050) Revenue Adjustments Revise budgeted revenues to match current forecast.	0	(3,728,578)	0.0	0.0
(TA_111) Overtime Account Adjustment Adjust Overtime account for GWI.	7,740	0	0.0	0.0

**2023-2024 Executive Proposed Operating Budget
 SURFACE WATER MANAGEMENT LOCAL DRAINAGE SERVICES
 (EN_A84500)**

Decision Package Adjustment Detail	Expenditures	Revenues	Reg FTE	TLT
(TA_113) Vacancy Rate Adjustment Capture salary savings from employee turnover, without reducing the FTE authority, to increase the accuracy of labor budgeting for this appropriation unit and provide greater transparency.	(134,000)	0	0.0	0.0
(TA_117) Strategic Sourcing Savings Capture savings from contracts strategically negotiated by Procurement.	(2,000)	0	0.0	0.0
Central Rate Adjustments	1,151,419	0	0.0	0.0
Total Decision Package Adjustments	6,506,797	5,884,694	(30.0)	(2.0)

**2023 - 2024 Proposed Financial Plan
Surface Water Management Operating Fund / 00001211**

Category	2021-2022 Estimated	2023-2024 Proposed	2025-2026 Projected	2027-2028 Projected
Beginning Fund Balance	16,265,197	13,726,578	12,922,447	11,852,145
Revenues				
SWM Fees - UKC rate payers	62,651,794	70,024,266	71,263,348	77,706,812
SWM Fees - WSDOT	3,511,125	3,924,208	4,289,159	5,940,485
SWM Fees - KC Roads	15,530,283	17,358,000	18,188,696	21,166,037
SWM billing and contract services	1,028,000	940,000	506,014	532,148
General Fund	1,800,000	-	-	-
Other Revenues	1,000,000	410,000	410,000	410,000
Total Revenues	85,521,202	92,656,474	94,657,217	105,755,482
Expenditures				
Operating Expenditures	41,956,622	44,578,452	45,197,553	48,024,343
Contribution to Shared Services	9,714,975	12,559,478	12,793,389	13,620,027
Contribution to AFI, OSA and Stewards	8,267,372	8,835,701	8,968,237	9,533,235
GO Bond- Debt Service	2,437,611	1,927,394	1,927,394	1,927,394
CIP PAYG - SWS	8,080,240	6,930,240	6,930,240	6,930,240
CIP PAYG - ERES	7,880,000	7,880,000	7,880,000	7,880,000
CIP PAYG - WLR Fish Passage	1,723,000	969,800	2,343,044	4,537,215
CIP PAYG - Roads Drainage/ROW	3,688,053	3,914,900	3,570,746	3,140,759
CIP PAYG - Roads Fish Passage	4,311,947	5,864,640	6,116,916	9,094,257
Total Expenditures	88,059,820	93,460,605	95,727,519	104,687,470
Estimated Underexpenditures				
Ending Fund Balance	13,726,578	12,922,447	11,852,145	12,920,157
Reserves				
Cash Flow Reserve (90 days)	10,856,690	11,522,540	11,802,023	12,906,674
Rate Stabilization Reserve	2,869,888	1,399,907	50,122	13,482
Total Reserves	13,726,578	12,922,447	11,852,145	12,920,156
Reserve Shortfall	-	-	-	-
Ending Undesignated Fund Balance	-	-	-	-

Financial Plan Notes

All financial plans have the following assumptions, unless otherwise noted in below rows.

2023-2024 Proposed Budget ties to PBCS and matches 2023-2024 Estimated.

Out-year revenue and expenditure inflation assumptions are consistent with figures provided by PSB's BFPA guidance.

Revenue Notes:

- WSDOT has not paid its SWM fee since 2020, and County is working to resolve the past due balance and anticipates full payment of its SWM fee; Beginning fund balance assumes 2020 SWM fee payment, and 2021 carry same assumption. -2-year SWM fee increase of ~11.8% or \$34, from \$289 to \$323 annually for a residential parcel is proposed.
- Reduced SWM revenues in out years due to Annexations - N Highline and West Hill in 2026, Fairwood in 2027, and East Renton and N Federal Way in 2028.
- Includes proposed move of 3 Org Units - Agriculture, Forestry and Incentives (AFI), Open Space Acquisitions (OSA) and Basin Stewards from SWM Fund 1211 to Shared Services Fund 1210; Consequently, General Fund and other revenues are expected to move to Fund 1210.
- Other revenues assume average level of grant activity.
- 25-26 assumes a 9.3% increase and 27-28 assumes a 38.5% increase in the SWM fee to cover anticipated inflationary impacts and annexations. Annexations would have a corresponding, but not proportional, impact to operational expenses. Those are not reflected here.

Expenditure Notes:

- Contribution to Shared Services includes support for SWM-funded programs in Shared Services Fund 1210.
- Expenditures related to AFI, OSA, and Basin Stewards are reflected in Shared Services Fund 1210.
- GO Bond forecast based on debt service schedule.
- Transfers to various Capital (CIP) Pay-As-You-Go (PAYG) programs are broken out per the following categories of programs/projects.
- Surface Water Services (SWS) - programs such as Asset Preservation, Agricultural Drainage, Natural Drainage & Water Quality.
- Ecological Restoration & Engineering Services (ERES) - programs/projects that restore aquatic health, focus on salmon recovery.
- WLR Fish Passage - remove barriers to fish passage towards County's goal to open upstream habitat.
- Roads Drainage/Right of Way (ROW) - ongoing capital program geared towards drainage work on County's road systems.
- Roads Fish Passage - remove barriers to fish passage within Roads ROW towards County's goal to open upstream habitat. Out-year forecast shows adjustments based on Annexation forecast and anticipated reduction in County Roadways.

Reserve Notes:

90 Day Cash Flow Reserve is maintained per Fund's financial management policies.

Rate Stabilization Reserve - After the Cash Flow Reserve, any remaining fund balance is set aside in a Rate Stabilization Reserve. This reserve helps mitigate unforeseen risks, including cash-flow concerns e.g. expected delays in resolving the impasse with WSDOT. The overall risk carried in the Fund will be over \$9m by 2024.

Last Updated 9/9/22 by Elka Peterson Horner using data from PBCS and BFPA assumptions.

**2023-2024 Executive Proposed Operating Budget
WATER AND LAND RESOURCES (EN_A74100)**

Operating Budget Summary	Expenditures	Revenues	Reg FTE	TLT
2021-2022 Revised Budget	79,841,772	80,946,312	178.2	4.0
Base Budget Adjustments	2,648,795	(159,782)	0.1	(1.0)
Decision Package Adjustments	18,386,507	19,555,783	54.0	1.0
2023-2024 Executive Proposed Budget	100,877,074	100,342,313	232.3	4.0
2023-2024 Executive Proposed Ordinance	100,878,000	100,343,000	232.3	5.0

Notes

1. The 2021-2022 Revised Budget equals the 2021-2022 Adopted Biennial Budget plus all Adopted Supplementals as of the publication of this document.
2. Adjust base budget to remove 2021-2022 one-time changes including those related to pandemic response, annualize supplemental changes, and update personnel rates. Personnel budgets reflect projected 2023-2024 salary and benefit rates, current position classifications, and step/merit increases.
3. The Executive Proposed Budget is the sum of the Revised Budget, Base Budget Adjustments, and Decision Package Adjustments. All FTEs/TLTs are rounded to the nearest 1/10th of a position and in some cases, rounded numbers may not add up to the FTE/TLT totals in Executive Proposed. In the Executive Proposed Ordinance, expenditure and revenue totals are rounded up to the nearest 1,000 and FTEs and TLTs are rounded up to the maximum monthly FTEs/TLTs in the Biennium.

Decision Package Adjustment Detail	Expenditures	Revenues	Reg FTE	TLT
Direct Service Changes				
(DS_001) Grant Strategy and Development Support Add a program manager to provide division-wide grant development, strategy and support to seek federal, state and local grants. Strategic planning and central coordination is necessary to compete for increased state and federal funding for the foreseeable future. This position will help support action items in Clean Water Healthy Habitat (CWHH), including Land Conservation Initiative (LCI), Fish Passage program, and Stormwater and Flood management in the region.	360,933	0	1.0	0.0
(DS_002) Policy and Interjurisdictional Support Add dedicated capacity for policy, code development, and interjurisdictional coordination in WLRD, which is essential to advancing environmental outcomes in the Clean Water Healthy Habitat (CWHH) Strategic Plan and the Council-adopted Strategic Climate Action Plan (SCAP). This position will also support community priorities, Local food initiative, and Executive commitments towards a more certain regulatory pathway for agriculture and forestry, including the 30-year Forest Plan.	360,933	0	1.0	0.0

**2023-2024 Executive Proposed Operating Budget
WATER AND LAND RESOURCES (EN_A74100)**

Decision Package Adjustment Detail	Expenditures	Revenues	Reg FTE	TLT
(DS_003) Support for Land Conservation Initiative Add a program manager to the Open Space Acquisition (OSA) unit to support increased workload related to the Land Conservation Initiative (LCI) strategy of accelerating the pace of acquisitions toward conserving 45,000 acres over the next 30 years.	0	0	1.0	(1.0)
(DS_004) Additional Human Resources Support Add an HR analyst and an HR associate to adequately staff WLRD's Human Resources Unit to meet growing service delivery requirements and maintain regulatory compliance.	530,251	0	2.0	0.0
(DS_005) Puget Sound Nutrient General Permit Support Add a water quality planner to the Science Section to lead scientific response to urgent concerns related to Puget Sound Nutrient General Permit. Add three Environmental Lab scientists to support additional sampling, purchase of new marine monitoring equipment, increased costs related to higher volume of boat operations, and sediment core analysis.	1,279,216	1,287,005	4.0	0.0
(DS_006) Prioritization of Chemicals of Emerging Concern Add a TLT Water Quality Planner to prioritize the study of Chemicals of Emerging Concern from wastewater and stormwater and plan for permit changes. The Wastewater Treatment Division will fund 50% of the TLT position.	288,331	145,199	0.0	1.0
(DS_008) Immigrant-Refugee Farm Program Coordinator Add one-time funding to support the continued work of the Immigrant-Refugee Farm Program Coordinator and the Farmland Leasing Program. The program, which primarily serves BIPOC farmers, has expanded significantly in the past few years and the need for this position will be ongoing. This TLT position directly advances strategies outlined in the ESJ Strategic Plan, Local Food Initiative and Strategic Climate Action Plan.	131,402	130,000	0.0	0.0
(DS_009) Forestry Health and Restoration Add one Forestry Technician (currently a TLT PPM I). This program has been jointly funded by Parks, who is proposing to create its own Forestry team to focus on Parks-managed forestry lands.	261,998	0	1.0	0.0
(DS_010) Effectiveness Monitoring for Fish and Habitat Add an environmental scientist to manage a fish and habitat database, measure CIP project effectiveness to improve project designs, and support WRIA 8 with technical expertise in salmon ecology.	0	0	1.0	0.0
(DS_011) Fish Passage Restoration Capital Projects Team Add four positions to accelerate the implementation of Fish Passage Restoration Capital projects, including a capital project manager, two engineers, and an environmental scientist.	(2)	0	4.0	0.0

**2023-2024 Executive Proposed Operating Budget
WATER AND LAND RESOURCES (EN_A74100)**

Decision Package Adjustment Detail	Expenditures	Revenues	Reg FTE	TLT
(DS_018) Best Available Science and Mapping Updates - 2024 Comprehensive Plan Add consulting resources to provide science and GIS/mapping expertise to support the 2024 Comprehensive Plan Update, and support Best Available Science (BAS) review and development of policy and code updates as required by the Growth Management Act. Updates to outdated wetland and stream mapping are foundational to ensure accurate application of development regulations, mitigation programs, and habitat protection and restoration priorities.	928,000	928,000	0.0	0.0
(DS_120) Climate Cost Share Adjust the share of the central climate-related costs for 2023-2024. These costs include investments to advance the Strategic Climate Action Plan (SCAP), membership fees in climate related organizations, development and implementation of the countywide Green Jobs Strategy, as well as central staff to help agencies across the County with climate related activities. The allocation methodology is based on operational greenhouse gas emissions.	3,206	0	0.0	0.0
Administrative Service Changes				
(AC_003) Loan In and Loan Out Adjustments Adjust account based on the estimated hours each engineer, Capital Project Manager, or other dedicated staff is projected to charge work hours to other appropriation units, including capital projects.	(2,092,032)	0	0.0	0.0
(AC_005) TLT Reduction Reduce a vacant and unused TLT.	(325,802)	0	0.0	(1.0)
(AC_006) Farm, Fish and Flood Transition Utilize a portion of unexpended balance from Farm, Fish & Flood (FFF) projects to transition the coordination of FFF to a more sustainable model. This will be accomplished through a Special Duty Assignment (SDA) and a consultant/facilitator, who will create a template for ongoing engagement and management of challenging issues.	280,000	0	0.0	0.0
(AC_010) Hazardous Waste Program Staff Alignment Move Hazardous Waste positions from the Solid Waste Division to streamline program management and consolidate program planning, policy, finance, and communications staff in one County division. Contributes to an organizational improvement plan to improve management of a multi-agency program. Aligns with AC_010 in Solid Waste.	3,252,527	3,252,528	3.0	0.0

**2023-2024 Executive Proposed Operating Budget
WATER AND LAND RESOURCES (EN_A74100)**

Decision Package Adjustment Detail	Expenditures	Revenues	Reg FTE	TLT
(AC_011) Hazardous Waste Program Staff Alignment Move Hazardous Waste positions from the Environmental Health Program to streamline program management and consolidate program planning, policy, finance, and communications staff in one County division. Contributes to an organizational improvement plan to improve management of a multi-agency program. Aligns with AC_011 in Environmental Health.	2,076,454	2,076,454	5.0	0.0
(AC_100) Capital Project Management Work Group Training Program Contribution Contribute to Capital Project Management Work Group for the 23-24 Training Program.	200,867	0	0.0	0.0
Technical Adjustments				
(TA_001) Org Unit Move from Surface Water Management Move three Org Units (Open Space Acquisition, Agriculture Forestry & Incentive and Basin Stewards) from Surface Water Management fund (1211) to Water and Land Resources Fund (1210). TA_001 in EN_A84500 shows the other side of this transfer.	11,081,577	0	31.0	2.0
(TA_002) Fish Passage Program Cost Center Create a new cost center for the Fish Passage program.	0	0	0.0	0.0
(TA_003) Kokanee ILA Cost Center Create a new cost center for the Kokanee ILA.	0	0	0.0	0.0
(TA_005) Correct Erroneous Legacy Budget Lines Correct erroneous legacy budget lines.	(58,338)	0	0.0	0.0
(TA_045) Overhead Cost Distribution to WLRD Funds Distribute central rates, administrative and overhead costs from central fund level to appropriate section/org unit level. Distribute Rural and Regional Services section overhead to the cost center level.	(2,367,366)	0	0.0	0.0
(TA_050) Revenue Adjustments Adjust revenues based on updated forecasts.	0	11,736,597	0.0	0.0
(TA_111) Overtime Account Adjustment Adjust Overtime account for GWI.	2,857	0	0.0	0.0
(TA_112) Temporary Account Adjustment Adjust Temporary account for GWI.	17,111	0	0.0	0.0
(TA_117) Strategic Sourcing Savings Capture savings from contracts strategically negotiated by Procurement.	(62,400)	0	0.0	0.0
Central Rate Adjustments	2,236,784	0	0.0	0.0

**2023-2024 Executive Proposed Operating Budget
WATER AND LAND RESOURCES (EN_A74100)**

Decision Package Adjustment Detail	Expenditures	Revenues	Reg FTE	TLT
Total Decision Package Adjustments	18,386,507	19,555,783	54.0	1.0

**2023 - 2024 Proposed Financial Plan
Water & Land Resources - Shared Services/ 00001210**

Category	2021-2022 Estimated	2023-2024 Proposed	2025-2026 Projected	2027-2028 Projected
Beginning Fund Balance	1,686,432	551,609	16,847	(2,263,394)
Revenues				
Wastewater Treatment Division (WTD)	32,545,829	37,993,056	38,562,952	40,992,418
Surface Water Management Fund	15,435,508	17,088,085	16,211,946	17,233,299
Surface Water Management Fund - New Orgs		8,835,701	8,968,237	9,533,235
Hazardous Waste Management Program	13,243,982	20,036,172	20,336,715	21,617,928
General Fund (AFI contr. Xfer from SWM Fund)	-	1,892,000	1,920,380	2,041,364
General Fund (new)		708,000	-	-
Flood Control District	2,204,232	2,807,880	2,849,998	3,029,548
Noxious Weeds Fund	1,010,925	1,112,554	1,129,242	1,200,385
Grants/Other Revenues	8,697,548	9,868,865	9,868,865	9,868,865
Total Revenues	73,138,023	100,342,313	99,848,335	105,517,041
Expenditures				
Division Administration (DO, HR, F&A)	7,748,476	12,175,964	12,358,603	13,137,195
Fish Passage	375,000	1,137,215	1,154,273	1,226,992
Kokanee	325,000	70,518	71,576	76,085
Environmental Lab	26,869,077	31,190,881	31,658,744	33,653,245
Hazardous Waste	13,272,518	20,293,959	20,336,715	21,617,928
Rural & Regional Services	7,582,219	7,309,842	7,419,489	7,886,917
Science & Technical Services	15,900,556	17,792,990	18,059,885	19,197,658
New Orgs - moved from SWM fund				
Ag, Forestry & Incentive (AFI)	-	6,004,248	6,094,312	6,478,254
RRS - Open Space Acquisition (OSA)		1,465,927	1,487,916	1,581,655
RRS - Basin Stewards		3,435,529	3,487,062	3,706,747
Total Expenditures	72,072,846	100,877,074	102,128,576	108,562,676
Estimated Underexpenditures				
Other Fund Transactions				
Estimated True-up adjustment	2,200,000		-	-
Total Other Fund Transactions	2,200,000	-	-	-
Ending Fund Balance	551,609	16,847	(2,263,394)	(5,309,029)
Reserves				
Estimated Expenditure Reserve(s)	251,609			
Total Reserves	251,609	-	-	-
Reserve Shortfall	-	-	2,263,394	5,309,029
Ending Undesignated Fund Balance	300,000	16,847	-	-

Financial Plan Notes

All financial plans have the following assumptions, unless otherwise noted in below rows.
2023-2024 Proposed Budget ties to PBCS and matches 2023-2024 Estimated.
Outyear revenue and expenditure inflation assumptions are consistent with figures provided by PSB's BFPA guidance.

Revenue Notes:

- Beginning Balance is consistent with the fund balance reported by FBOD and matches EBS GL_30 report.
- Revenue inflated by BFPA blended labor rates for 2025-26 & 2027-28
- ~\$1.4m of the new general fund requests included flow to the fund balance accounted as Expenditure reserves, on a temporary basis.
- ~1.9m in existing general fund contributions towards Agriculture, Forestry & Incentives (AFI) and other revenues from the Surface Water Management (SWM) Fund now reflected in Shared Services Fund.
- Wastewater Treatment Division (WTD) revenue pays for services provided by Environmental Lab and Science & Technical Services.
- SWM Fund pays for County's share of Regional programs, Science and Technical Services and the Environmental Lab; also includes its proportional share of Division's administration and support functions.
- Noxious Weed Control Fund and the Flood Control - Operating Contract Fund pay their proportional share of Division's administration and support functions.
- Hazardous Waste Management Program is a multi-agency program, administered by Public Health as its fiscal agent. The revenues pay for WLRD's share of staff, supplies, equipment, overhead and any other related costs.
- Other Revenue includes federal, state and local grants, contracts for services with other agencies and jurisdictions, and revenue-backed contingency. This also includes the large increase in the Flood Control District's (FCD) Cooperative Watershed Management (CWM) grant program.

Expenditure Notes:

- One-time expenditures proposed in 2021-22 are excluded from 2023-24 prior to applying inflation per PSB's BFPA guidance.
- AFI, Basin Stewards, and Open Space Acquisitions programs moved to Shared Services Fund 1210 from the SWM Fund 1211.
- Regional Services includes Regional & Rural Service Section management and support functions, County's support towards Water Resource Inventory Areas (WRIA), King Conservation District (KCD), and Groundwater management system.
- Division administration and support includes Division leadership, Finance and Human Resources functions; Also includes revenue-backed contingency for unforeseen needs or events
- Fish Passage Restoration and Kokanee Recovery programs were previously housed within the Director's Office in 2021-22, but both of these programs will have a separate Org Unit. Also, the Fish Passage Restoration Program's growth is reflected in the 23-24 proposed budget.

Reserve Notes:

True-up process accounts for any variances from budget, and makes appropriate adjustments (credit/charge) to balance the fund.

Last Updated 9/9/22 by Elka Peterson Horner using data from PBCS and BFPA assumptions.

**2023-2024 Executive Proposed Operating Budget
NOXIOUS WEED CONTROL PROGRAM (EN_A38400)**

Operating Budget Summary	Expenditures	Revenues	Reg FTE	TLT
2021-2022 Revised Budget	9,903,096	8,346,329	20.0	0.0
Base Budget Adjustments	818,493	(64,483)	0.0	0.0
Decision Package Adjustments	313,337	1,792,632	0.0	0.0
2023-2024 Executive Proposed Budget	11,034,926	10,074,478	20.0	0.0
2023-2024 Executive Proposed Ordinance	11,035,000	10,075,000	20.0	0.0

Notes

1. The 2021-2022 Revised Budget equals the 2021-2022 Adopted Biennial Budget plus all Adopted Supplementals as of the publication of this document.
2. Adjust base budget to remove 2021-2022 one-time changes including those related to pandemic response, annualize supplemental changes, and update personnel rates. Personnel budgets reflect projected 2023-2024 salary and benefit rates, current position classifications, and step/merit increases.
3. The Executive Proposed Budget is the sum of the Revised Budget, Base Budget Adjustments, and Decision Package Adjustments. All FTEs/TLTs are rounded to the nearest 1/10th of a position and in some cases, rounded numbers may not add up to the FTE/TLT totals in Executive Proposed. In the Executive Proposed Ordinance, expenditure and revenue totals are rounded up to the nearest 1,000 and FTEs and TLTs are rounded up to the maximum monthly FTEs/TLTs in the Biennium.

Decision Package Adjustment Detail	Expenditures	Revenues	Reg FTE	TLT
Direct Service Changes				
(DS_016) Noxious Weed Control Fee Increase Increase revenues to sustain the current level of service. The proposed two-year fee increase helps cover the inflationary increases, including recent staff salary adjustments, central rates, and overhead allocations.	0	1,396,571	0.0	0.0
Administrative Service Changes				
(AC_003) Loan In and Loan Out Adjustments Adjust account based on the estimated hours each engineer, capital project manager, or other dedicated staff is projected to charge work hours to other appropriation units, including capital projects.	196,682	0	0.0	0.0
Technical Adjustments				
(TA_045) Overhead Cost Distribution to WLRD Funds Distribute central rates, administrative and overhead costs from central fund level to appropriate section/org unit level. The proposal also distributes Rural and Regional Services section overhead to the cost center level.	132,988	0	0.0	0.0
(TA_050) Revenue Adjustments Adjust revenues based on updated forecasts.	0	396,061	0.0	0.0

**2023-2024 Executive Proposed Operating Budget
 NOXIOUS WEED CONTROL PROGRAM (EN_A38400)**

Decision Package Adjustment Detail	Expenditures	Revenues	Reg FTE	TLT
(TA_112) Temporary Account Adjustment Adjust Temporary account for GWI.	9,481	0	0.0	0.0
Central Rate Adjustments	(25,814)	0	0.0	0.0
Total Decision Package Adjustments	313,337	1,792,632	0.0	0.0

**2023 - 2024 Proposed Financial Plan
Noxious Weed / 00001311**

Category	2021-2022 Estimated	2023-2024 Proposed	2025-2026 Projected	2027-2028 Projected
Beginning Fund Balance	2,171,001	1,457,319	1,045,181	944,579
Revenues				
Noxious Weed Fee	8,152,161	9,839,478	10,383,109	10,956,776
Grants/Other	206,756	235,000	235,000	235,000
Total Revenues	8,358,916	10,074,478	10,618,109	11,191,776
Expenditures				
Salary & Benefits	4,598,916	5,455,216	5,537,043	5,885,877
Project HeLP	1,650,131	2,092,404	2,201,209	2,320,074
Vehicles, Supplies, and Other Services	623,276	495,336	521,093	549,233
WLRD and RRS Overhead	911,148	1,117,938	1,134,707	1,206,194
KC and DNRP Overhead	1,289,127	1,325,722	1,324,659	1,405,463
Operational Contingency	-	548,310	548,310	548,310
	-	-	-	-
Total Expenditures	9,072,598	11,034,926	11,267,022	11,915,150
Estimated Underexpenditures		(548,310)	(548,310)	(548,310)
Other Fund Transactions				
Total Other Fund Transactions	-	-	-	-
Ending Fund Balance	1,457,319	1,045,181	944,579	769,515
Reserves				
Rainy Day Reserve (30 day)	378,025	459,789	469,459	496,465
Rate stabilization reserve	1,079,294	31,745		
Total Reserves	1,457,319	491,534	469,459	496,465
Reserve Shortfall	-	-	-	-
Ending Undesignated Fund Balance	-	553,647	475,120	273,050

Financial Plan Notes

All financial plans have the following assumptions, unless otherwise noted in below rows.

2023-2024 Proposed Budget ties to PBCS and matches 2023-2024 Estimated.

Outyear revenue and expenditure inflation assumptions are consistent with figures provided by PSB's BFPA guidance.

Revenue Notes:

Revenue based on a 2-year Noxious Weed Control Fee increase of 16.54% or \$0.88/annually for a residential parcel across King County. Noxious Weed fee revenue growth is based on a parcel growth assumption of 0.5% biannually, as well as a fee rate increase assumption of 5% biannually. The outyear fee rate assumptions are for planning purposes only and are subject to change.

Expenditure Notes:

Project HeLP expenditures include contracted work crews and related supplies; Noxious Weed staff supporting Project HeLP are included in Salary and Benefits.

WLRD and RRS Overhead includes proportional share of administration and support functions at the Division and Section level.

KC and DNRP Overhead includes proportional share of overhead costs such as KCIT, FMD and other services.

Budget includes ~5% contingency reserve to address unforeseen operational issues and emergency response.

Reserve Notes:

30 Day Rainy Day reserve is maintained per Fund's financial management policies.

Last Updated 9/9/22 by Elka Peterson Horner using data from PBCS and BFPA assumptions.

**2023-2024 Executive Proposed Operating Budget
KING COUNTY FLOOD CONTROL CONTRACT(EN_A56100)**

Operating Budget Summary	Expenditures	Revenues	Reg FTE	TLT
2021-2022 Revised Budget	279,946,168	140,074,980	69.0	0.0
Base Budget Adjustments	(139,367,408)	(14,598)	0.0	0.0
Decision Package Adjustments	37,410,285	38,031,639	0.0	0.0
2023-2024 Executive Proposed Budget	177,989,045	178,092,021	69.0	0.0
2023-2024 Executive Proposed Ordinance	177,990,000	178,093,000	69.0	0.0

Notes

1. The 2021-2022 Revised Budget equals the 2021-2022 Adopted Biennial Budget plus all Adopted Supplementals as of the publication of this document.

2. Adjust base budget to remove 2021-2022 one-time changes including those related to pandemic response, annualize supplemental changes, and update personnel rates. Personnel budgets reflect projected 2023-2024 salary and benefit rates, current position classifications, and step/merit increases.

3. The Executive Proposed Budget is the sum of the Revised Budget, Base Budget Adjustments, and Decision Package Adjustments. All FTEs/TLTs are rounded to the nearest 1/10th of a position and in some cases, rounded numbers may not add up to the FTE/TLT totals in Executive Proposed. In the Executive Proposed Ordinance, expenditure and revenue totals are rounded up to the nearest 1,000 and FTEs and TLTs are rounded up to the maximum monthly FTEs/TLTs in the Biennium.

Decision Package Adjustment Detail	Expenditures	Revenues	Reg FTE	TLT
Administrative Service Changes				
(AC_002) Fund Transfer Adjustments Adjust Surface Water Management (SWM) transfers to Shared Services fund for SWM-funded activities and to SWM CIP pay-as-you-go fund. Also adjusts Rivers and Floodplain Management "Capital Reserve" budget.	38,041,248	0	0.0	0.0
(AC_003) Loan In and Loan Out Adjustments Adjust account based on the estimated hours each engineer, Capital Project Manager, or other dedicated staff is projected to charge work hours to other appropriation units, including capital projects.	(1,911,870)	0	0.0	0.0
(AC_004) Rivers and Floodplain Management Section Cost Center Closeout Remove budget for Rivers and Floodplain Management Section cost centers that have been closed.	(44,350)	0	0.0	0.0
Technical Adjustments				
(TA_045) Overhead Cost Distribution to WLRD Funds Distribute central rates, administrative and overhead costs from central fund level to appropriate section/org unit level. Also distributes Rural and Regional Services section overhead to the cost center level.	375,926	0	0.0	0.0
(TA_050) Revenue Adjustments Revise budgeted revenues to match current forecast.	0	38,031,639	0.0	0.0

**2023-2024 Executive Proposed Operating Budget
 KING COUNTY FLOOD CONTROL CONTRACT(EN_A56100)**

Decision Package Adjustment Detail	Expenditures	Revenues	Reg FTE	TLT
(TA_111) Overtime Account Adjustment Adjust Overtime account for GWI.	(5,339)	0	0.0	0.0
(TA_117) Strategic Sourcing Savings Capture savings from contracts strategically negotiated by Procurement.	(1,200)	0	0.0	0.0
Central Rate Adjustments	955,870	0	0.0	0.0
Total Decision Package Adjustments	37,410,285	38,031,639	0.0	0.0

**2023 - 2024 Proposed Financial Plan
Flood District Contract / 1561**

Category	2021-2022 Estimated	2023-2024 Proposed	2025-2026 Projected	2027-2028 Projected
Beginning Fund Balance	(86,088)	-	102,976	-
Revenues				
Flood Control Reimbursement	24,653,658	23,656,499	25,530,344	27,010,457
Miscellaneous	56,740	60,000	60,000	60,000
Capital Program Revenues	109,379,749	154,375,522	164,604,278	173,191,831
Total Revenues	134,090,148	178,092,021	190,194,622	200,262,287
Expenditures				
Annual Maintenance	4,196,541	2,666,788	2,999,994	3,064,578
Flood Technical Services	1,288,038	3,428,633	3,724,637	3,940,065
Flood Hazards Plan, Grants, Outreach	5,321,662	1,980,648	2,151,643	2,276,091
Flood Warning Center	1,383,200	409,330	444,669	470,388
Overhead / Central Costs	3,550,907	7,778,856	8,388,628	8,873,816
Program Implementation	3,254,815	3,459,981	3,758,689	3,976,087
Program Management, Finance, Admin	5,629,147	3,889,287	4,225,060	4,469,432
Total Expenditures	24,624,310	23,613,523	25,693,320	27,070,457
Estimated Underexpenditures				
Other Fund Transactions				
Capital Fund Expenditures	109,379,750	154,375,522	164,604,278	173,191,831
2021-22 Capital Carryover				
Total Other Fund Transactions	109,379,750	154,375,522	164,604,278	173,191,831
Ending Fund Balance	-	102,976	-	-
Reserves				
Total Reserves	-	-	-	-
Reserve Shortfall	-	-	-	-
Ending Undesignated Fund Balance	-	102,976	-	-

Financial Plan Notes

All financial plans have the following assumptions, unless otherwise noted in below rows.

2023-2024 Proposed Budget ties to PBCS and matches 2023-2024 Estimated.

Outyear revenue and expenditure inflation assumptions are consistent with figures provided by PSB's BFPA guidance.

Revenue Notes:

- The fund is reimbursed by the KC Flood Control District for any expenditures other than those reimbursed by grants, miscellaneous revenue, or beginning fund balance.

- Capital program revenues are received in fund 3571, the capital contract fund, but reported here, along with capital expenditures, in keeping with the Council practice of combining operating and capital budget appropriation.

Expenditure Notes:

- Expenditures tie to PBCS.

Reserve Notes:

- The fund has a target fund balance of zero in keeping with FCD practice of maintaining all reserves in its tax fund 190010010.

- The beginning fund balance is the combination of beginning balances for both fund 1561 and the 3571, the capital contract fund, which functions as a subfund to 1561 by practice of the King County Council.

Last Updated 9/19/22 by Elka Peterson Horner using data from PBCS and BFPA assumptions.

**2023-2024 Executive Proposed Operating Budget
LOCAL HAZARDOUS WASTE (EN_A86000)**

Operating Budget Summary	Expenditures	Revenues	Reg FTE	TLT
2021-2022 Revised Budget	42,567,460	35,070,130	0.0	0.0
Base Budget Adjustments	(650,000)	1,437,496	0.0	0.0
Decision Package Adjustments	1,968,232	1,406,032	0.0	0.0
2023-2024 Executive Proposed Budget	43,885,692	37,913,658	0.0	0.0
2023-2024 Executive Proposed Ordinance	43,886,000	37,914,000	0.0	0.0

Notes

1. The 2021-2022 Revised Budget equals the 2021-2022 Adopted Biennial Budget plus all Adopted Supplementals as of the publication of this document.

2. Adjust base budget to remove 2021-2022 one-time changes including those related to pandemic response, annualize supplemental changes, and update personnel rates. Personnel budgets reflect projected 2023-2024 salary and benefit rates, current position classifications, and step/merit increases.

3. The Executive Proposed Budget is the sum of the Revised Budget, Base Budget Adjustments, and Decision Package Adjustments. All FTEs/TLTs are rounded to the nearest 1/10th of a position and in some cases, rounded numbers may not add up to the FTE/TLT totals in Executive Proposed. In the Executive Proposed Ordinance, expenditure and revenue totals are rounded up to the nearest 1,000 and FTEs and TLTs are rounded up to the maximum monthly FTEs/TLTs in the Biennium.

Decision Package Adjustment Detail	Expenditures	Revenues	Reg FTE	TLT
Technical Adjustments				
(TA_001) Expenditures Update Increase expenditure authority to continue providing program services at 2021-2022 level while accounting for increase in costs at program partners.	1,968,232	0	0.0	0.0
(TA_050) Revenues Update Update revenues based on current revenue trends and program partners projections.	0	1,406,032	0.0	0.0
Central Rate Adjustments	0	0	0.0	0.0
Total Decision Package Adjustments	1,968,232	1,406,032	0.0	0.0

2023 - 2024 Proposed Financial Plan
Local Hazardous Waste Operating Fund / 000001280

Category	2021-2022 Estimated	2023-2024 Proposed	2025-2026 Projected	2027-2028 Projected
Beginning Fund Balance	15,074,632	15,423,543	13,451,509	8,223,187
Revenues				
State Grants	518,637	278,000	-	-
Intergovernmental Payment	23,036,411	23,636,521	23,569,499	23,611,882
Charges for Services	13,793,095	13,733,279	13,733,279	13,733,279
Miscellaneous Revenue	173,616	265,858	362,689	174,420
Total Revenues	37,521,758	37,913,658	37,665,467	37,519,581
Expenditures				
Services & Other Charges	9,027,821	10,251,906	10,989,040	11,837,271
Intragovernmental Service	30,011,239	33,633,786	35,904,749	39,005,206
	-	-	-	-
Total Expenditures	39,039,060	43,885,692	46,893,790	50,842,477
Estimated Underexpenditures	(2,000,000)	(4,000,000)	(4,000,000)	(4,000,000)
Other Fund Transactions				
GAAP Adjustment-2021	(133,786)	-	-	-
Total Other Fund Transactions	(133,786)	-	-	-
Ending Fund Balance	15,423,543	13,451,509	8,223,187	(1,099,709)
Reserves				
Rainy Day Reserve	3,044,306	3,278,276	3,525,517	3,850,067
Total Reserves	3,044,306	3,278,276	3,525,517	3,850,067
Reserve Shortfall	-	-	-	4,949,776
Ending Undesignated Fund Balance	12,379,237	10,173,233	4,697,670	-

Financial Plan Notes

2021-2022 Estimated reflects 2021 actuals in EBS GL 30. 2023-2024 Proposed, Current, and Estimated Budget ties to PBCS. 2023-2024 Biennial to Date Actuals will be provided when 2023 actuals are available next year.

2022-2028 outyear revenue and expenditure inflation assumptions are consistent with figures provided by PSB's BFPA guidance (2022-Q3), revenue trends, and program partner projections.

Revenue Notes:

Includes the Board of Health (BOH) approved four-year rate increase for 2019-2022 of 5.4% per year (R&R 18-03) beginning in 2019. No rate changes are proposed for 2023-2024.

Expenditure Notes:

Based on a May 2022 proposal from the program's Management Coordinating Committee. Expenditures reflect program services at 2021-2022 level with inflation assumptions for labor, overhead, and contract services. Also includes proposed net-zero shift of FTEs and non-labor costs.

Reserve Notes:

60 day Rainy Day Reserve is calculated based on operating expenditures per King County Financial Management Policy.

Last Updated on 9/1/2022 by Madelaine Yun using data from PBCS and BFPA assumptions.

CAP Summary by Fund

Budget: 2023-2024 Biennial, Scenario: Executive Proposed, Agency: All, Fund: 3151 CONSERVATION FUTURES SUBFUND, Cap Status: All, Is IT Proj? Both Yes and No

2023-2024 Biennial - Executive Proposed

3151 CONSERVATION FUTURES SUBFUND - Water and Land Resources				
Project Number	Project Name Class Code	Tech Adj	FY23-24	Narratives
1047150	Conservation Futures Finance Fund Charges STANDALONE		\$51,751	Scope: Conservation Futures King County - Finance Fund Charges: This project incurs annual central charges for the fund including General Fund overhead, Prosecuting Attorney’s Office charges and other miscellaneous central charges. Description of Budget Request: This project budget request covers annual central charges for the fund including General Fund overhead, Prosecuting Attorney’s Office charges and other miscellaneous central charges.
1047152	Conservation Futures Program Support STANDALONE		\$366,831	Scope: Conservation Futures King County - Program Support: This project provides for ongoing program management support to the Conservation Futures Program. This includes preparation of interlocal agreements with cities, review of reimbursement requests from cities, staffing the Conservation Futures Citizen Committee, review and preparation of legislation and other land acquisition related support. Description of Budget Request: This project budget request provides program support for the Conservation Futures Program.
1047220	Conservation Futures Land Conservation Initiative Support STANDALONE		\$312,823	Scope: Conservation Futures King County - Land Conservation Initiative Support: Administration and management of open space acquisitions and sales of Transfer Development Rights credits in support of the Conservation Futures program goals. Description of Budget Request: This project budget request provides support to the Land Conservation Initiative goals. Costs are funded in partnership with the Parks Division of DNRP.
1116264	Conservation Futures Parent Project STANDALONE		\$7,452,541	Scope: Conservation Futures King County - Parent Project: This project holds the projected and undesignated reallocated Conservation Futures Levy funding to be allocated by the Conservation Futures Citizens Committee through the annual application, review and recommendation process. Description of Budget Request: 2023-2024 Budget: 2024 funds to be allocated by the Conservation Futures Advisory Committee.
1126743	King County - Green Newaukum Creek STANDALONE		\$1,500,000	Scope: Conservation Futures King County – Green River Newaukum Creek: This regionally significant project continues longtime conservation work on the middle Green River and Newaukum Creek. Description of Budget Request: 2023 Budget: This year, the project targets eight parcels across the project area, preserving up to 174 acres.
1129256	King County - Soos Creek Preservation STANDALONE		\$202,500	Scope: Conservation Futures King County - Soos Creek Preservation: This project focuses on protecting land along Soos Creek and its tributaries, in various locations - primarily in unincorporated King County, near Auburn, and near or within Covington and Kent. Description of Budget Request: 2023 Budget: This year the target is 32.7 acres across six parcels, between the Fairwood neighborhood to the north to and Covington in to the south, including parcels in the incorporated and unincorporated area.

CAP Summary by Fund

Budget: 2023-2024 Biennial, Scenario: Executive Proposed, Agency: All, Fund: 3151 CONSERVATION FUTURES SUBFUND, Cap Status: All, Is IT Proj? Both Yes and No

2023-2024 Biennial - Executive Proposed

1132093	King County - Vashon Marine Shoreline STANDALONE		\$466,000	<p>Scope: Conservation Futures King County – Vashon Marine Shoreline - this project conserves properties on the marine shoreline on Vashon-Maury Island, preserving regionally important shorelines, feeder bluffs, and enabling restoration of habitat processes for the health of salmonids and marine and terrestrial wildlife.</p> <p>Description of Budget Request: 2023 Budget: This year’s focus is to acquire ten parcels comprising 32.4 acres of marine shoreline, upland forests, streams, and wetlands.</p>
1133813	King County - Three Forks Natural Area Additions STANDALONE		\$400,000	<p>Scope: Conservation Futures King County - Three Forks Natural Area Additions: This project would acquire nearly 5 acres of parcel 292408-9032 located on the south side of Reing Road, contiguous with Three Forks Natural Area. The County would acquire a portion of one larger parcel that would undergo a boundary line adjustment, leaving the north half of the parcel in private ownership and managed for sustainable forestry. The land to be acquired contains a beach along the Snoqualmie River with scenic views of Snoqualmie Valley Trail trestle. This beach is a popular summertime spot for public use, and it would be beneficial for King County Parks to manage the site. The property was identified as potential acquisition in the Three Forks Master Plan. The acquisition would add to the forested riparian habitat preserved at Three Forks Natural Area. The property contains Brockway Creek, which flows south to a slough within Three Forks Natural Area. There is scenic and historic significance to the site, as this portion of Reing Road is lined with mature sycamores planted early in the 20th century as part of the Snoqualmie Falls mill town located on this parcel.</p> <p>Description of Budget Request: 2023 Budget: The target for this request is a 17-acre parcel half a mile upstream from the Three Forks confluence.</p>
1133816	King County - Soos-Molasses Creek STANDALONE		\$30,000	<p>Scope: Conservation Futures King County - Soos-Molasses Creek: This project proposed to acquire up to five acres of King County Roads properties along Molasses Creek, in unincorporated urban areas east of Renton. Through additional awards, the scope has been expanded to include lands along the Soos Creek Park and Trail in this vicinity.</p> <p>Description of Budget Request: 2023 Budget: This proposal would acquire four parcels comprising 24 acres of upland forest and wetlands adjacent to the park near the border with Renton.</p>
1134983	Conservation Futures Debt Service Payments STANDALONE		\$24,833,554	<p>Scope: Conservation Futures King County - Debt Service Payments: This project holds budget appropriations for the payment of prior and proposed debt obligations related to the fund.</p> <p>Description of Budget Request: Debt service payments 2023 -2024 for the Conservation Futures Program.</p>
1136847	King County - Vashon Streams & Estuaries STANDALONE		\$100,000	<p>Scope: Conservation Futures King County -- Vashon Island Streams and Estuaries: This project will conserve pocket estuaries and stream corridors on Vashon Island.</p> <p>Description of Budget Request: 2023 Budget: The focus of the current proposal is to preserve four parcels comprising 17 acres, including 1,500 feet of stream corridor on Judd Creek and Tahlequah Creek.</p>

CAP Summary by Fund

Budget: 2023-2024 Biennial, Scenario: Executive Proposed, Agency: All, Fund: 3151 CONSERVATION FUTURES SUBFUND, Cap Status: All, Is IT Proj? Both Yes and No

2023-2024 Biennial - Executive Proposed

1141757	Conservation Futures 2023 Bond PROGRAMMATIC		\$0	<p>Scope: Conservation Futures King County Parent - 2023 Bond Project: This account represents conservation futures acquisition projects that are financed using bond funding. Funds will be spent consistent with the bond funding recommendations in the Conservation Futures Advisory Committee’s “Recommendations for the Allocation of 2023 Conservation Futures and Parks Levy Open Space Acquisition Funding” Report.</p> <p>Description of Budget Request: This project represents conservation futures projects that are financed using bond funding. Funds will be spent consistent with the bond funding recommendations in the Conservation Futures Advisory Committee’s “Recommendations for the Allocation of 2023 Conservation Futures and Parks Levy Open Space Acquisition Funding” Report. The following projects will be funded: Burien – Lakeview Park Acquisition, Federal Way – Hylebos Creek Conservation Property Acquisitions, Issaquah – Weymouth Acquisition, Issaquah Creek Waterways, Kent – Clark Lake Park - Ruth Acquisition, SeaTac – Bow Lake Springs Wetland Park, Seattle – Bitter Lake Playfield Addition, Shoreline – Rotary Park Acquisition I, Washington Farmland Trust (in Tukwila), Deutsch Urban Farm, King County – Mitchell Hill Forest, King County – Bear Creek Conservation Paradise Lake, King County – Cascade Mountains Gateway Project, King County – Evans Creek Conservation Corridor and Agricultural Easements, King County – Black Diamond Open Space, King County – Green River Gorge - Deep Lake, King County – Green River/Newaukum Creek, King County – Keevie Lake, King County – North Green River Acq, King County – Soos Creek, King County – Soos Creek Park / Molasses Creek, King County – Sweeney Pond, King County – Island Center Forest Additions, King County – Neill Point Natural Area – Morningside Farm, King County – Vashon Creeks and Estuaries, King County – May Creek Farmland (See Attachment A).</p>
1143683	Federal Way - Hylebos Creek Conservation Property Acquisition STANDALONE		\$600,000	<p>Scope: The City of Federal Way proposes to acquire three “missing link” properties adjacent to West Hylebos Wetlands Park.</p> <p>Description of Budget Request: 2023 Budget: This project would add three parcels comprising 8.19 acres to city-owned conservation areas.</p>
1143684	Non Profit - GROW Ching Community Gardens (Match Waiver) STANDALONE		\$1,232,000	<p>Scope: The nonprofit GROW Northwest seeks to create a community garden on a site of historical importance to Asian American and veteran communities.</p> <p>Description of Budget Request: 2023 Budget: This project would protect a 0.64-acre parcel near Shoreline Community College.</p>
1143685	Seattle - Cheasty Greenspace Mount Baker STANDALONE		\$500,000	<p>Scope: The City of Seattle seeks to expand the Cheasty Greenspace natural area network in Southeast Seattle.</p> <p>Description of Budget Request: 2023 Budget: The city proposes to acquire all or part of a 1.78-acre parcel owned by Sound Transit.</p>
1143688	Seattle - Taylor Creek Headwaters STANDALONE		\$100,000	<p>Scope: The City of Seattle seeks to acquire vacant inholding parcels to fill an ownership gap between city-owned properties at the headwaters of Taylor Creek, on the city’s southern border.</p> <p>Description of Budget Request: 2023 Budget: The city has identified 0.66 acres across three parcels as current targets, which would add to existing public land along the Taylor Creek corridor as it makes its way to Lake Washington.</p>

CAP Summary by Fund

Budget: 2023-2024 Biennial, Scenario: Executive Proposed, Agency: All, Fund: 3151 CONSERVATION FUTURES SUBFUND, Cap Status: All, Is IT Proj? Both Yes and No

2023-2024 Biennial - Executive Proposed

1143689	Seattle - Willow Creek Natural Area STANDALONE		\$125,000	Scope: The City of Seattle seeks to acquire a riparian area along Willow Creek, a tributary of Thornton Creek, Seattle’s largest salmon-bearing stream. Description of Budget Request: 2023 Budget: The city will preserve all or portions of five parcels comprising 0.7 acres, with a mix of natural forest and paved lots adjacent to public right of way.
1143690	Shoreline - 192nd Hemlock Open Space Acquisition STANDALONE		\$2,003,500	Scope: The City of Shoreline seeks to acquire a vacant, forested parcel as a greenbelt and passive open space in a rapidly developing area. Description of Budget Request: 2023 Budget: The project would preserve a 0.54-acre parcel that has been serving as a buffer between residences and the Park and Ride lot.
1143692	Shoreline - Rotary Park Acquisition 1 STANDALONE		\$740,000	Scope: The City of Shoreline seeks to expand Rotary Park, creating a 4.75-acre park just 0.2 miles from the future 185th Street light rail station. Description of Budget Request: 2023 Budget: The city requests funding for four parcels totaling 1.16 acres (three of which the city has recently purchased)
1143693	King County - Middle Fork Snoqualmie Natural Area Additions STANDALONE		\$415,000	Scope: This project works to acquire the last remaining private parcels in the Middle Fork Snoqualmie River Valley, where 100,000 acres of contiguous public land represent a regionally important recreational and habitat resource. Description of Budget Request: 2023 Budget: This proposal is to purchase 50 acres on three parcels adjacent to the Middle Fork Snoqualmie River above Snoqualmie Falls, which would be added to the Middle Fork Snoqualmie Natural Area
1143694	King County - East Fork Issaquah Creek Restoration STANDALONE		\$600,000	Scope: This project seeks to conserve land on East Fork Issaquah Creek, along the Issaquah-Preston Regional Trail between High Point and Preston. Description of Budget Request: 2023 Budget: This proposal requests funding to purchase in fee four parcels comprising 13.6 acres along the East Fork of Issaquah Creek.
1143695	King County - Evans Creek Nelson (Gunshy) Acquisition STANDALONE		\$3,000,000	Scope: This project builds on previous acquisitions along Evans Creek to close open space gaps, and protect habitat and farmland near Redmond. Description of Budget Request: 2023 Budget: This year’s proposal seeks to preserve seven contiguous parcels comprising 107 acres adjacent to Evans Creek Natural Area.
1143696	King County - Skyway West Hill Urban Additions (Match Waiver) STANDALONE		\$1,125,000	Scope: This project continues an ongoing effort to add more public urban greenspace to the Skyway neighborhood. Description of Budget Request: 2023 Budget: This year’s proposal is to acquire two parcels totaling 3.2 acres of undeveloped urban forest owned by the King County Housing Authority (KCHA).
1143697	King County - Sweeney Pond STANDALONE		\$50,000	Scope: This project seeks to preserve open space consisting of forests, meadows, and wetlands located north of Maple Valley near Shadow Lake. Description of Budget Request: 2023 Budget: This award is the final funding needed to preserve an 80-acre homestead, where the family will retain a small parcel and the remainder will be purchased by King County in fee.

CAP Summary by Fund

Budget: 2023-2024 Biennial, Scenario: Executive Proposed, Agency: All, Fund: 3151 CONSERVATION FUTURES SUBFUND, Cap Status: All, Is IT Proj? Both Yes and No

2023-2024 Biennial - Executive Proposed

1143799	Conservation Futures Parent 2024 Bond STANDALONE		\$25,000,000	<p>Scope: This project holds the Conservation Futures Bond proceeds budget appropriations to be recommended by the Conservation Futures Advisory Committee through an application process during 2023, with budget appropriation approval through King County Council in late 2023.</p> <p>Description of Budget Request: 2024 budget: Issue of bonds to help accelerate the pace of acquisitions, lower the ultimate cost of acquisitions, and spread the acquisition costs to include future taxpayers who will also benefit from lands protected in perpetuity. This project is anticipated to fund a wide variety of open space acquisition projects throughout incorporated and unincorporated King County such as natural and river corridor lands, urban greenspaces, working forests, farmlands, regional trails, and open space equity lands in underserved communities as authorized in July 2018 by Ordinance 18774. The actual project list and distributions will be determined by mid-2023. The Conservation Futures Advisory Committee will submit a detailed report to the King County Executive and King County Council, and will offer presentations to the Executive and Council to review recommendations, with approval through the King County Council.</p>
3151 - CONSERVATION FUTURES SUBFUND		Total	\$71,206,500	
Grand Total			\$71,206,500	

2023-2024 Capital Financial Plan CONSERVATION FUTURES LEVY / 000003151

Capital Improvement Program (CIP) Budget

	2021-2022 Estimated Ending Balance (Biennium ITD Balance) ¹	2023-2024 Proposed ²	2023-2024 Total (Balance + Budget)	2025-2026 Projected ³	2027-2028 Projected ³
Capital Budget Revenue Sources:					
Revenue Backing from Fund Balance	13,431,089	-	13,431,089	-	-
Conservation Futures Levy Current	-	45,906,500	45,906,500	47,941,474	50,011,598
Bond Proceeds ¹¹	60,460,837	25,000,000	85,460,837	50,000,000	50,000,000
Interest Income	-	200,000	200,000	250,000	250,000
Other Revenue ¹⁰	-	100,000	100,000	100,000	100,000
Total Capital Revenue	\$ 73,891,926	\$ 71,206,500	\$ 145,098,426	\$ 98,291,474	\$ 100,361,598
Capital Appropriation:					
Acquisitions and Relocations	73,891,926	71,206,500	145,098,426	98,291,474	100,361,598
Total Capital Appropriation	\$ 73,891,926	\$ 71,206,500	\$ 145,098,426	\$ 98,291,474	\$ 100,361,598

CIP Fund Financial Position

	2021-2022 Biennial-to-Date Actuals ⁴	2021-2022 Estimated ⁵	2023-2024 Biennial-to-Date Actuals	2023-2024 Estimated ⁶	2025-2026 Projected ⁷	2027-2028 Projected ⁷
Beginning Fund Balance	30,870,228	30,870,228	-	28,910,352	15,891,406	20,618,608
Capital Funding Sources						
Conservation Futures Levy Current	33,529,619	43,818,728	-	45,906,500	47,941,474	50,011,598
Bond Proceeds ¹¹	15,370,415	49,539,163	-	36,244,098	54,854,395	54,691,178
Interest Income	(95)	-	-	200,000	250,000	250,000
Other Revenue ¹⁰	310,965	336,399	-	100,000	100,000	100,000
Total Capital Revenue	\$ 49,210,904	\$ 93,694,290	\$ -	\$ 82,450,598	\$ 103,145,869	\$ 105,052,776
Capital Expenditures						
Acquisitions and Relocations	15,992,331	26,771,414	-	23,706,901	25,110,352	24,827,126
Acquisitions and Relocations - Bond	19,454,665	48,949,131	-	46,929,089	50,127,193	48,750,000
Debt Service Payments	15,013,454	19,933,621	-	24,833,554	23,181,122	25,534,423
Total Capital Expenditures	\$ 50,460,450	\$ 95,654,166	\$ -	\$ 95,469,544	\$ 98,418,667	\$ 99,111,549
Other Fund Transactions						
	-	-	-	-	-	-
Ending Fund Balance	29,620,682	28,910,352	\$ -	15,891,406	20,618,608	26,559,835
Ending Fund Balance designated to current projects⁸						
	\$ 29,370,682	\$ 28,660,352	\$ -	\$ 15,641,406	\$ 20,368,608	\$ 26,309,835
Reserves						
Grant Contingency						
Cash Flow ⁹	250,000	250,000	-	250,000	250,000	250,000
Total Reserves	\$ 250,000	\$ 250,000	\$ -	\$ 250,000	\$ 250,000	\$ 250,000
Projected Shortfall	-	-	-	-	-	-
Ending Undesignated Fund Balance	\$ -	\$ -	\$ -	\$ -	\$ -	\$ -

Financial Plan Notes

¹ 2021-2022 Carryover column reflects the best estimate of the inception to date budget balances at the end of the 2021-2022 biennium.

² 2023-2024 Proposed Budget is aligned with 2023-2024 executive proposed biennial budget.

³ Outyear budget estimates are consistent with executive proposed budget estimates for outyears, including annual \$25M bond projects. The outyear bond projects are not in PIC, which is why the financial plan shows different assumptions than the outyears in Attachment A.

⁴ 2021-2022 Biennial-to-Date Actuals reflects actual revenues and expenditures as of 06/10/2022, using EBS report GL_010. The beginning fund balance is consistent with the fund balance reported by FBOD.

⁵ 2021-2022 Estimated reflects updated revenue and expenditure estimates as of 06/10/2022.

⁶ 2023-2024 Estimated reflects updated revenue and expenditure estimates as of 06/10/2022.

⁷ Outyear revenue and spending estimates are based on current revenue estimates and project spending plans.

⁸ Fund balance designated to current projects is for projects that are already appropriated.

⁹ Cash flow reserve due to revenue fluctuations and debt service assumptions.

¹⁰ Includes: Sale of Tax Title Property, and Private Timber Harvest Tax.

¹¹ Bonds will be issued on a reimbursable basis - projected at 2023 \$19.6M, 2024 \$16.6M, 2025 \$29.7M, 2026 \$25.2M, 2027 \$25M, and 2028 \$25M. Debt service assumption: 30 year - 4.5%. In the short-term there may be interfund borrowing to cover any cash shortfall in the fund.

¹² This plan was updated by Elka Peterson Horner on 9/8/22

CAP Summary by Fund

Budget: 2023-2024 Biennial, Scenario: Executive Proposed, Agency: All, Fund: 3292 SURFACE WATER MANAGEMENT CONSTRUCTION SUBFUND, Cap Status: Approved, Is IT Proj? Both Yes and No

2023-2024 Biennial - Executive Proposed

3292 SURFACE WATER MANAGEMENT CONSTRUCTION SUBFUND - Water and Land Resources				
Project Number	Project Name Class Code	Tech Adj	FY23-24	Narratives
1033882	Eco Restore & Protect Program PROGRAMMATIC	✓	(\$45,961)	<p>Scope: Ecological Restoration and Protection Program: This project undertakes actions to restore and preserve important habitat ecosystems and/or protect property from events such as flooding, erosion, adverse water quality, vandalism or the deterioration of habitat. The highest priority projects in this program are those which protect or restore habitat for endangered species to maintain the health of the habitat. This includes projects for recon and feasibility analyses of proposed future projects; preserve and protect funds to protect acquired property from misuse by installing fences, bollards or removal of structures; project management improvements, including development and implementation of project management standards/procedures, payment of fees for use of PRISM and project audits; and adaptive management actions following project construction to ensure that project meet project goals and objectives, including protection private property and public safety.</p> <p>Description of Budget Request: This program is closing with this budget request. A new program was opened in the 21/22 budget cycle, old projects were closed out during this time. This is the final request to move unused funds to the new program and dis-appropriate any unused grant funds.</p>
1034167	WRIA 7 Ecosystem Restoration Program (OLD) PROGRAMMATIC	✓	(\$1,843,817)	<p>Scope: Water Resource Inventory Area 7 Ecosystem Restoration:This master undertakes actions to protect or restore aquatic ecosystems in the unincorporated portions of the Snoqualmie Watershed. The projects are primarily identified through WRIA 7 salmon conservation planning, Surface Water Management basin planning, and other investigation efforts by the Snoqualmie basin steward. Typical actions include reconnecting side-channel habitat to the mainstem river, removing levees and other forms of bank hardening, eliminating man-made barriers to fish migration (such as blocked culverts), increasing riparian forest cover to improve water quality, and adding large wood to increase instream habitat complexity.</p> <p>Description of Budget Request: This program is closing with this budget request. A new program was opened in the 21/22 budget cycle, old projects were closed out during this time. This is the final request to move unused funds to the new program and dis-appropriate any unused grant funds.</p>

CAP Summary by Fund

Budget: 2023-2024 Biennial, Scenario: Executive Proposed, Agency: All, Fund: 3292 SURFACE WATER MANAGEMENT CONSTRUCTION SUBFUND, Cap Status: Approved, Is IT Proj? Both Yes and No

2023-2024 Biennial - Executive Proposed

1034171	WRIA 8 Ecosystem Restoration Program (OLD) PROGRAMMATIC	✓	(\$1,644,394)	<p>Scope: Water Resource Inventory Area 8 Ecosystem Restoration: This master undertakes actions to protect or restore aquatic ecosystems in the unincorporated portions of the Cedar/Lake Washington Watershed. The projects are primarily identified through WRIA 8 salmon conservation planning, Surface Water Management basin planning, and other investigation efforts by the Cedar/Lake Washington watershed steward. Typical actions include reconnecting side-channel habitat to the mainstem river, removing levees and other forms of bank hardening, eliminating man-made barriers to fish migration (such as blocked culverts), increasing riparian forest cover to improve water quality, and adding large wood to increase instream habitat complexity.</p> <p>Description of Budget Request: This program is closing with this budget request. A new program was opened in the 21/22 budget cycle, old projects were closed out during this time. This is the final request to move unused funds to the new program and dis-appropriate any unused grant funds.</p>
1034245	WRIA 9 Ecosystem Restoration Program (OLD) PROGRAMMATIC	✓	(\$805,346)	<p>Scope: Water Resource Inventory Area 9 Ecosystem Restoration: This master undertakes actions to protect or restore aquatic ecosystems in the unincorporated portions of the Green/ Duwamish Watersheds. The projects are primarily identified through WRIA 9 salmon conservation planning, Surface Water Management basin planning, and other investigation efforts by the Middle Green river basin steward. Typical actions include reconnecting side-channel habitat to the mainstem river, removing levees and other forms of bank hardening, eliminating man-made barriers to fish migration (such as blocked culverts), increasing riparian forest cover to improve water quality, and adding large wood to increase instream habitat complexity.</p> <p>Description of Budget Request: This program is closing with this budget request. A new program was opened in the 21/22 budget cycle, old projects were closed out during this time. This is the final request to move unused funds to the new program and dis-appropriate any unused grant funds.</p>
1111168	Auditor Capital Project Oversight ADMIN		\$13,612	<p>Scope: Capital Project Oversight: This project is for costs associated with the County Auditor's Office capital projects' oversight (CPO) with the mission of controlling cost overruns and unforeseen expansion of project scopes, schedules, and budgets on King County's large capital construction projects. The goals for the program include: (1) provide effective independent oversight; (2) focus the oversight on high-risk projects; (3) increase the likelihood of project success; (4) identify problems in a more timely manner; (5) provide clear, succinct reports; and (6) facilitate decision-making by the council.</p> <p>Description of Budget Request: Biennial allocation to Auditor's Office Capital Project Oversight.</p>

CAP Summary by Fund

Budget: 2023-2024 Biennial, Scenario: Executive Proposed, Agency: All, Fund: 3292 SURFACE WATER MANAGEMENT CONSTRUCTION SUBFUND, Cap Status: Approved, Is IT Proj? Both Yes and No

2023-2024 Biennial - Executive Proposed

1123571	Riverbend Restoration STANDALONE		\$300,750	<p>Scope: The project will remove and set back levees and revetments where appropriate on the left bank between River Mile 6.5 to 7.5 of the Cedar River to restore floodplain connectivity, enhance floodwater conveyance and storage, and create better spawning and rearing habitat in the existing channel by reducing flow velocity and scour. Three levees/revetments to be modified they include: 1) Cedar Rapids Left Levee that runs south to north along the upstream edge of the project site, 2) the Riverbend Upper levee which runs along the river for the length of the project site; and 3) the Riverbend Lower levee and extensions located downstream from the project site which runs along the river through the Cavanaugh Pond Natural Area. The project will likely be built in phases.</p> <p>Description of Budget Request: The budget request is based on a combination of bottom-up and analogous estimates derived from previously completed projects of similar scale and complexity. Estimates will be refined as the project progresses through design. This project is currently being implemented, this request will complete the project through closeout.</p>
1129371	Stormwater General Planning Program PROGRAMMATIC		\$350,000	<p>Scope: Stormwater General Program - This program provides funding for ongoing support services to Stormwater Capital Improvement and Preservation projects and programs, and oversees grant opportunities to fund capital projects. Capital support services include the ongoing implementation and improvement of project management to comply with county requirements, provide general supports to Computer-Aided Architectural Design (CADD) and Survey.</p> <p>Description of Budget Request: This project (program) will fund ongoing technical, project management, construction management, records management and other support services to SWS including grant opportunities to fund capital projects.</p>
1129379	Stormwater Feasibility Studies Program PROGRAMMATIC		\$400,000	<p>Scope: This program funds studies that identify and assess the feasibility of potential capital improvement projects (CIP). Work in the program includes investigating and evaluating site conditions; and performing preliminary analyses of alternatives. The intent of these studies is to determine or confirm the need for a capital improvement project and recommended design, scope, duration, and budget. The information generated for each project by the Feasibility Program is used to sort and prioritize projects into the stormwater capital programs: asset preservation, natural drainage flood, and water quality. Each program will evaluate funding available and projects will be implemented immediately or placed on the Stormwater Services CIP 6-year plan. The Feasibility Program is a tool for Stormwater Services management to develop a well thought out 6-year capital improvement list.</p> <p>Description of Budget Request: This project (program) will fund preparing scopes of work to issue a request for proposal to secure consultants that will conduct feasibility studies that involve investigating and evaluating drainage issues, and performing analyses of alternatives identified.</p>

CAP Summary by Fund

Budget: 2023-2024 Biennial, Scenario: Executive Proposed, Agency: All, Fund: 3292 SURFACE WATER MANAGEMENT CONSTRUCTION SUBFUND, Cap Status: Approved, Is IT Proj? Both Yes and No

2023-2024 Biennial - Executive Proposed

1129380	Agricultural Drainage Assistance Program PROGRAMMATIC	✓	(\$280,000)	<p>Scope: Agricultural Drainage Assistance Program (ADAP) - This program provides assistance to farmers to improve drainage on their property. The program provides support in the form of labor, supplies, and technical assistance to meet many of the permit requirements related to drainage projects such as de-fishing and native buffer planting. This program also funds the comprehensive agricultural drainage needs (Farm, Fish & Flood) for larger projects that dredge and replace culverts.</p> <p>Description of Budget Request: The 2023-2024 Budget request in this program is moving \$280,000 from the capital budget to the operating budget to accomplish Agricultural Drainage aspects that relate to Farm, Fish, Flood. This program is also wrapping up in the capital program and is being transferred to the Operating budget as the work associated aligns more closely with operating. The work in this program does not create a capital asset, the majority of the funds are spent on private property, and are not aligned with the capital processes. There is a corresponding Operating Decision package for the new Agricultural Drainage program to be established in the Operating budget as well as a Decision Package that is specific to this \$250,000 request. The ongoing projects that remain will closeout in capital and the program will be completely closed out in a future budget once the final projects are completed in 2023.</p>
1129383	Natural Drainage & Flood Program PROGRAMMATIC		\$1,245,000	<p>Scope: Stormwater Natural Drainage System Flood Program - Projects within this program address chronic drainage and flooding problems associated with the natural drainage system, such as stream, lakes, and wetlands. Projects will include constructing new facilities, improving/expanding existing facilities, removing sediment, controlling vegetation, or other work in the natural system to improve drainage or minimize flooding.</p> <p>Description of Budget Request: Projects within this program address chronic drainage and flooding problems associated with the natural drainage system, such as streams, lakes, and wetlands. Projects may include constructing new facilities, improving/expanding existing facilities, removing sediment, controlling vegetation, or other work in the natural system to improve drainage or minimize flooding. Since these types of problems emerge throughout the biennium, the funds are requested at the program level and allocated to individual projects as needed. The 2023-2024 budget request includes funding for work associated with the Community Needs List project ID SEKC.007.</p>
1129385	Water Quality Program PROGRAMMATIC		\$1,625,000	<p>Scope: Stormwater Water Quality Program - This program will apply Best Management Practices to manage stormwater runoff and improve water quality and stream health in unincorporated King County. The work includes “stormwater retrofitting” the older developed areas that are currently lacking stormwater flow control and/or water quality facilities; addressing erosion from stormwater pipe outlets.</p> <p>Description of Budget Request: The 2023-2024 request for Water Quality includes funding for continuing work in Bear Creek, Mill Creek Trib 51, and May Creek Trib 291 Cemetery which is part of the Community Needs List FCTC.009.</p>

CAP Summary by Fund

Budget: 2023-2024 Biennial, Scenario: Executive Proposed, Agency: All, Fund: 3292 SURFACE WATER MANAGEMENT CONSTRUCTION SUBFUND, Cap Status: Approved, Is IT Proj? Both Yes and No

2023-2024 Biennial - Executive Proposed

1129388	Stormwater Asset Preservation Program PROGRAMMATIC		\$2,720,240	<p>Scope: Stormwater Asset Preservation Program - This program preserves, retrofits or replaces the existing aging stormwater facilities/assets owned by Water and Land Resources Division (WLRD). Work includes the rehabilitation, restoration, upgrading and replacement of the facilities and/or their components (e.g. pipes, catch basins, manholes, etc.) to extend the life, improve and restore the function both before or after they have failed or partially failed. Projects will be identified and prioritized through WLRD's stormwater asset management planning.</p> <p>Description of Budget Request: The 2023-2024 budget request will further work on multiple retrofit design and implementation projects including Mad Creek, White Center Pond, Lake Dolloff, Molasses Creek, and Riverpoint. After the inventory of assets are evaluated, facilities that need quick actions are identified and cost estimates are developed. These facilities will be fixed before long term options are implemented. Long-term projects may take multiple years to implement.</p>
1129460	Ecological Restoration Grant Contingency STANDALONE		\$25,000,000	<p>Scope: The Water and Land, Ecological Restoration grant contingency provides spending authority for anticipated receipt of funds from a grant donor or other external funding sources for Ecological Restoration projects.</p> <p>Description of Budget Request: Funding is based upon analysis of prior years of funding from grants and future anticipated opportunities for grant applications, some of which are grants that have already been applied for and some contingency for potential future grants or funds unidentified at this point.</p>
1129530	Ecological Restoration Emergent Need Contingency STANDALONE		\$116,388	<p>Scope: Ecological Restoration Emergent Need Contingency: This project provides a management reserve for ecological capital design and construction projects. The amount of reserve (contingency) is based upon the amount of construction funding planned for the current budget year. This project provides contingency funds to cover unanticipated unplanned program or project costs.</p> <p>Description of Budget Request: The biennium ask is low relative to the size of the capital program, but was limited based on the need to fund other critical projects and program work.</p>
1131433	Rosemond Pond D93059 STANDALONE		\$540,000	<p>Scope: The existing King County stormwater pond berm has settled and it is beyond normal maintenance; it requires investigation, design and construction for the fix.</p> <p>Description of Budget Request: This appropriation is requested to support preliminary design work for the stabilization of Rosemond Pond. Rosemond Pond is an existing stormwater pond that was built in a landslide area. Since the ground around the pond has moved, the pond area requires stabilization.</p>

CAP Summary by Fund

Budget: 2023-2024 Biennial, Scenario: Executive Proposed, Agency: All, Fund: 3292 SURFACE WATER MANAGEMENT CONSTRUCTION SUBFUND, Cap Status: Approved, Is IT Proj? Both Yes and No

2023-2024 Biennial - Executive Proposed

1132786	Lones Levee Setback STANDALONE	✓	(\$825,000)	<p>Scope: The King County Water and Land Resources Division proposes to set-back Lones Levee – a 60 year old, 1600 foot-long flood facility comprised of a large (15 foot tall x 80 foot wide toe width) prism of river gravel with angular rock protecting its waterward side from erosion. The angular rock will be removed and used to construct a portion of the new setback revetment. This will expose the underlying native alluvium, which will be redistributed throughout the site. A 1200 foot-long set-back facility will be constructed to provide erosion and flood protection for adjacent private farms and residences equal to or greater than that provided by the existing Lones facility. The new facilities will be located along the banks of the wetlands that have formed within the remnant river channel and in adjacent floodplain areas. Engineered log jams, composed of large angular rock and interlocking logs, will be constructed along the northwest portion of the remnant channel. A buried rock revetment will be constructed north of the remnant channel using angular rock salvaged from the old levee. A shallow berm will also be constructed at the downstream end of the new facility to increase the current level of protection from overbank flooding. A gravel road will be constructed in the upland adjacent to the new setback facility to provide permanent access for monitoring and maintenance.</p> <p>Description of Budget Request: This budget request is transferring unused funds on this project to other projects within the Ecological Restoration capital program. The funds are available because the project came in under budget, and are being distributed to projects that were scored and prioritized during the 2023-2024 budget process.</p>
1133734	Tree Planting Program PROGRAMMATIC		\$600,000	<p>Scope: The Tree Planting program expands Water and Land tree planting efforts in order to help achieve carbon neutrality goals for divisions within the Department of Natural Resources and Parks. Currently, the program is intended to contribute to the carbon needs of the Wastewater Treatment Division, Solid Waste Division and the Water and Land Resources Division. The program is designed only for King County's internal carbon sequestration goals and will not be offered to external partners. The program also includes five years of site maintenance, monitoring and reporting requirements and the work is completed by Water and Land as well as Parks. The trees planted in this program contribute to the 3 million trees goal in the Strategic Climate Action Plan.</p> <p>Description of Budget Request: The requested appropriation will support the current Memorandum of Understanding's (MOU) between the Water and Land Resources Division and the Wastewater and Solid Waste divisions for the Tree Planting Program.</p>

CAP Summary by Fund

Budget: 2023-2024 Biennial, Scenario: Executive Proposed, Agency: All, Fund: 3292 SURFACE WATER MANAGEMENT CONSTRUCTION SUBFUND, Cap Status: Approved, Is IT Proj? Both Yes and No

2023-2024 Biennial - Executive Proposed

1133842	Fall City Restoration Program STANDALONE		\$600,000	<p>Scope: This project will plan, design, and implement the restoration of 150 acres of floodplain for salmon & wildlife habitat by removing a portion of the Barfuse levee and Haffner revetment on the Snoqualmie River. New flood facilities will be constructed further back from the river to provide flood and erosion protection and a section of Neal Road will also be set back to reduce flood damage and provide better access for surrounding landowners. All necessary permits will be acquired, (including local, state, and federal permits & permissions) and will follow County-wide project management standards and procedures.</p> <p>Description of Budget Request: The \$600,000 in requested appropriation will support the implementation, and close-out phases of this project. Projected spending includes fully burdened staff time, construction materials, contract labor, and project contingency. The budget requested is necessary in order to cover total project costs through the anticipated completion date in 2023.</p>
1135075	Fish Passage Program PROGRAMMATIC		\$2,469,800	<p>Scope: Water Land Ecological Restoration Fish Passage Program - This program will move forward with feasibility, design, and construction that will replace culverts that currently block fish passage with new culverts that fully restore fish passage and thereby allow fish to access important upstream habitat necessary for the long-term sustainability.</p> <p>Description of Budget Request: The 2023-2024 requested appropriation will support the feasibility and design phases of this project. The projected spending includes fully burdened staff time, estimated contracted support, and contingency. The budget will advance projects to a completed design of a shovel-ready fish passage restoration project which will be ready for future county budgeting, grants, or other funding processes.</p>
1138813	Water Resource Inventory Area (WRIA) 9 Restoration Program PROGRAMMATIC		\$1,083,878	<p>Scope: The Water Resource Inventory Area (WRIA) 9 Restoration Program is responsible for projects located in unincorporated areas of the Green & Duwamish River Watersheds. This program researches and implements projects that are identified and prioritized through the WRIA salmon conservation planning and basin stewards. Projects completed in this program restore aquatic ecosystems and reconnect side-channel habitat by removing levees or other forms of blockages, bank hardening and man-made barriers. These projects also increase riparian forest cover, improve water quality and create aquatic habitat. These projects are important for fish passage, clean water and healthy habitat.</p> <p>Description of Budget Request: The 2023-2024 budget request for Water Resource Inventory Area (WRIA) 9 will continue work for projects within program for six distinct projects. Flaming Geyser, Auburn Narrows Road Removal, Hamakami Levee Setback, Lower Green River Revegetation, Burns Creek & Newaukum Creek Rip Rap Removal.</p>

CAP Summary by Fund

Budget: 2023-2024 Biennial, Scenario: Executive Proposed, Agency: All, Fund: 3292 SURFACE WATER MANAGEMENT CONSTRUCTION SUBFUND, Cap Status: Approved, Is IT Proj? Both Yes and No

2023-2024 Biennial - Executive Proposed

1138814	Water Resource Inventory Area (WRIA) 8 Restoration Program PROGRAMMATIC		\$1,590,750	<p>Scope: The Water Resource Inventory Area (WRIA) 8 Restoration Program is responsible for projects located in unincorporated areas of the Cedar River & Lake Washington Watershed. This program researches and implements projects that are identified and prioritized through the WRIA salmon conservation planning and basin stewards. Projects completed in this program restore aquatic ecosystems and reconnect side-channel habitat by removing levees or other forms of blockages, bank hardening and man-made barriers. These projects also increase riparian forest cover, improve water quality and create aquatic habitat. These projects are important for fish passage, clean water and healthy habitat.</p> <p>Description of Budget Request: In the 2023-2024 budget this program will further and start work on seven projects: Bear Creek/Little Bit, Big Bend, Carey/Holder Creek, Jan Road, Rutledge Johnson, Riverbend Reach and Keep it Simple Restoration.</p>
1138815	Water Resource Inventory Area (WRIA) 7 Restoration Program PROGRAMMATIC		\$1,049,099	<p>Scope: The Water Resource Inventory Area (WRIA) 7 Restoration Program is responsible for projects located in unincorporated areas of the Snoqualmie Watershed. This program researches and implements projects that are identified and prioritized through the WRIA salmon conservation planning and basin stewards. Projects completed in this program restore aquatic ecosystems and reconnect side-channel habitat by removing levees or other forms of blockages, bank hardening and man-made barriers. These projects also increase riparian forest cover, improve water quality and create aquatic habitat. These projects are important for fish passage, clean water and healthy habitat.</p> <p>Description of Budget Request: In the 2023-2024 budget this program will continue furthering work on three projects in the Water Resource Inventory Area (WRIA) 7 for SF Sky & Miller Restoration, Beyers - Snoqualmie Restoration & Girl Scout Camp Design.</p>
1138817	Vashon Restoration Program PROGRAMMATIC		\$612,600	<p>Scope: The Vashon Restoration Program is responsible for projects located on Vashon Island. This program researches and implements projects that are identified and prioritized through the WRIA salmon conservation planning and basin stewards. Projects completed in this program restore aquatic ecosystems and reconnect side-channel habitat by removing levees or other forms of blockages, bank hardening and man-made barriers. These projects also increase riparian forest cover, improve water quality and create aquatic habitat. These projects are important for fish passage, clean water and healthy habitat.</p> <p>Description of Budget Request: The 2023-2024 budget request in Vashon Restoration Surface Water Management (SWM) funds is furthering three projects on Vashon Island, Maury Island, Corbin Beach, and the Judd Creek Estuary.</p>

CAP Summary by Fund

Budget: 2023-2024 Biennial, Scenario: Executive Proposed, Agency: All, Fund: 3292 SURFACE WATER MANAGEMENT CONSTRUCTION SUBFUND, Cap Status: Approved, Is IT Proj? Both Yes and No

2023-2024 Biennial - Executive Proposed

1138818	Small Habitat Restoration Program PROGRAMMATIC		\$800,000	<p>Scope: The mission of small habitat restoration program is to build small low cost habitat restoration projects to enhance and restore streams, wetlands and riparian habitat. Projects include stabilizing eroding stream banks, restoring fish access to upstream habitat, installing livestock fences, controlling invasive weeds, planting native vegetation and providing technical assistance to landowners and agencies. Projects are implemented in the White, Green, Cedar, & Snoqualmie rivers as well as in Lake Washington, Lake Samammish and along Puget Sound.</p> <p>Description of Budget Request: 2023-2024 appropriation will support continued public outreach, design, implementation of Small Habitat Restoration Program (SHRP) projects. Project spending includes fully burdened staff time, construction materials, contract landscape labor. The budget requested is necessary in order to cover total program costs through 2024.</p>
1138820	Recon and Site Assessment Program PROGRAMMATIC		\$380,000	<p>Scope: This program provides funding for capital improvement reconnaissance and feasibility studies to identify, and develop initial scopes for individual projects then perform early stakeholder outreach for new habitat restoration projects.</p> <p>Description of Budget Request: This request will fund a number of reconnaissance studies needed to implement the Puget Sound Salmon Recovery Plan objectives. Cost estimates were based upon review of prior expenditures with the same scope. These costs were used to determine future costs for the anticipated work needs for the upcoming biennium. This program is ongoing into 2023-2024 and plans to conduct up to eight feasibility studies to identify, assess and develop concepts for future projects.</p>
1138821	Demolitions and Site Security Program PROGRAMMATIC		\$1,000,000	<p>Scope: This project provides fund to preserve and protect acquired property from misuse by installing fences, bollards and removal all manmade structures and infrastructure in preparation of habitat restoration, protection and improvement.</p> <p>Description of Budget Request: This budget request will fund demolition work on properties acquired by the County. In the 2023-2024 budget cycle we anticipate the need for more demolitions than we are able to fund (using historical data the average cost per a demolition is approximately \$75,000). The Water and Land Division works with Parks staff to determine demolition sequencing for the Surface Water Management-funded demolitions along with the demolitions funded through Parks Levy. The Parks team takes the lead for these demolitions.</p>
1139268	0305 Madsen Basin Retrofit STANDALONE		\$50,000	<p>Scope: This project will look for land (parcels) to purchase in the Fairwood Community in order to design, permit and construct a stormwater facility that will provide flow control to stormwater.</p> <p>Description of Budget Request: This project funding will be used to identify homeowners in the Fairwood area, specifically Madsen Ck Trib 0305, willing to consider buy-out in order to locate a new stormwater facility and purchase those lots.</p>

CAP Summary by Fund

Budget: 2023-2024 Biennial, Scenario: Executive Proposed, Agency: All, Fund: 3292 SURFACE WATER MANAGEMENT CONSTRUCTION SUBFUND, Cap Status: Approved, Is IT Proj? Both Yes and No

2023-2024 Biennial - Executive Proposed

1142151	Ecological Restoration Planning Program PROGRAMMATIC		\$145,957	<p>Scope: This program provides ongoing support for the Ecological Restoration and Engineering Services Capital Unit planning near and long term planning efforts. The program supports ongoing implementation and improvement of project management to comply with county requirements, initiatives, budgetary planning and coordination.</p> <p>Description of Budget Request: This request will fund the 2023-2024 program planning needs, capital project management software, and project management manual updates.</p>
3292 - SURFACE WATER MANAGEMENT CONSTRUCTION SUBFUND		Total	\$37,248,556	
Grand Total			\$37,248,556	

2023-2024 Capital Financial Plan
SURFACE WATER MANAGEMENT NON-BOND / 000003292

Capital Improvement Program (CIP) Budget

	2021-2022 Estimated Ending Balance (Biennium ITD Balance)	2023-2024 Proposed	2023-2024 Total (Balance + Budget)	2025-2026 Projected	2027-2028 Projected
Capital Budget Revenue Sources:					
Revenue Backing from Fund Balance	15,452,244	-	15,452,244	-	-
SWM Operating Transfer	-	15,780,040	15,780,040	16,253,441	16,741,044
Grants, Interlocal Agreements, other	37,453,565	25,600,000	63,053,565	20,600,000	20,600,000
Technical Adjustment	-	(4,131,481)	(4,131,481)	-	-
Total Capital Revenue	\$ 52,905,809	\$ 37,248,559	\$ 90,154,368	\$ 36,853,441	\$ 37,341,044
Capital Appropriation:					
Ecological Restoration & Engineering Services	8,692,244	6,880,000	15,572,244	8,116,400	8,359,892
Stormwater Capital Services	5,207,000	6,930,240	12,137,240	7,138,147	7,352,292
Fish Passage	1,553,000	1,969,800	3,522,800	998,894	1,028,861
Technical Adjustment	-	(4,131,481)	(4,131,481)	-	-
Grant Contingency	37,453,565	25,600,000	63,053,565	20,600,000	20,600,000
Total Capital Appropriation	\$ 52,905,809	\$ 37,248,559	\$ 90,154,368	\$ 36,853,441	\$ 37,341,044

CIP Fund Financial Position

	2021-2022 Biennial-to-Date Actuals	2021-2022 Estimated	2023-2024 Biennial-to-Date Actuals	2023-2024 Estimated	2025-2026 Projected	2027-2028 Projected
Beginning Fund Balance	15,209,525	15,209,525	-	15,452,244	5,437,988	4,508,795
Capital Funding Sources						
SWM Operating Transfer	9,900,711	17,683,240	-	15,780,040	16,253,441	16,741,044
Grants, Interlocal Agreements, other	9,565,278	31,235,928	-	25,520,690	21,000,000	20,000,000
-	-	-	-	-	-	-
-	-	-	-	-	-	-
Total Capital Revenue	\$ 19,465,989	\$ 48,919,168	\$ -	\$ 41,300,730	\$ 37,253,441	\$ 36,741,044
Capital Expenditures						
Ecological Restoration & Engineering Services	13,563,494	37,668,976	-	31,443,872	25,249,165	27,013,833
Stormwater Capital Services	5,396,771	9,905,606	-	12,846,114	8,863,469	5,163,670
Fish Passage	152,450	1,101,868	-	7,025,000	4,070,000	1,028,000
-	-	-	-	-	-	-
Total Capital Expenditures	\$ 19,112,715	\$ 48,676,449	\$ -	\$ 51,314,986	\$ 38,182,634	\$ 33,205,503
Other Fund Transactions	-	-	-	-	-	-
Ending Fund Balance	15,562,799	15,452,244	\$ -	5,437,988	4,508,795	8,044,336
Ending Fund Balance designated to current projects*	\$ 15,562,799	\$ 15,452,244	\$ -	\$ 5,437,988	\$ 4,508,795	\$ 8,044,336
Reserves	-	-	-	-	-	-
Total Reserves	\$ -	\$ -	\$ -	\$ -	\$ -	\$ -
Projected Shortfall	-	-	-	-	-	-
Ending Undesignated Fund Balance	\$ -	\$ -	\$ -	\$ -	\$ -	\$ 0

Financial Plan Notes

CIP Budget Notes:

All financial plans have the following assumptions, unless otherwise noted in below rows.

2021-2022 Estimated Ending Balance column reflects the best estimate of the inception to date budget balances and actual balances after 2021 is closed.

2023-2024 Proposed Budget is consistent with PIC for 2023-2024 Executive Proposed Budget.

2023-2024 Total Budget sums the Estimated Ending Balance Budget and the 2023-2024 Budget.

Outyear revenue and expenditure budget assumptions tie to the outyears of the Ordinance Attachment by Fund report in PIC, with exceptions explicitly noted.

Revenue Notes:

Revenues shown are equal to the budgeted expenditure. Revenues include new revenue and fund balance designated to projects.

Grants, Interlocal Agreements, and Other revenue is based on historical data for grant funding received by Water and Land. The large driver is an assumption around 6 to 8 different Department of Ecology grants in 23-24.

Appropriation Notes:

The total allocated to the Fish Passage Program represents \$969,000 for fish passage barrier removal as well as \$1m for ecological restoration on a fish passage site. The \$1m is not a part of the barrier removal program but is an integrated project that removes a barrier and restores a natural area.

The technical adjustment is part of an agency driven project cleanup effort.

CIP Fund Financial Position:

All financial plans have the following assumptions, unless otherwise noted in below rows.

Biennial to Date (BTD) expenditures and revenue reflect EBS totals for budgetary accounts as of the most recent closed month.

2021-2022 Actuals reflect 2021-2022 amounts in EBS.

2021-2022 Estimated column reflects the best estimate for the biennium based on actuals and should be informed by the fund's spending plan.

Outyear revenue projections and expenditure estimates are based on the most recent projections and reflect current project plans.

Revenues Notes:

Expenditure Notes:

Reserve Notes:

*Fund balance designated to current projects is for projects that are already appropriated. This fund balance cannot be used for other projects without disappropriating projects or creating a shortfall in the fund.

Data pulled from Oracle EBS, PRISM Project Management and PIC by Kristin Cline 6/24/22
 Add date the financial plan was last updated and by whom: Elka Peterson Horner, 9/6/22

CAP Summary by Fund

Budget: 2023-2024 Biennial, Scenario: Executive Proposed, Agency: All, Fund: 3522 OPEN SPACE KING COUNTY NON-BOND SUBFUND, Cap Status: Approved, Is IT Proj? Both Yes and No

2023-2024 Biennial - Executive Proposed

3522 OPEN SPACE KING COUNTY NON-BOND SUBFUND - Water and Land Resources				
Project Number	Project Name Class Code	Tech Adj	FY23-24	Narratives
1047267	Open Space Grant Contingency PROGRAMMATIC		\$1,500,000	<p>Scope: The Open Space Grant Contingency project holds spending authority pending receipt of signed federal and state grants and interlocal agreements. Budget is activated in individual projects only after a signed agreement is received.</p> <p>Description of Budget Request: This budget request includes grants for open space acquisitions at Tolt River, Snoqualmie Mainstream, Bear Creek Waterways, Evans Creek, East Fork Issaquah Creek, and the Green River/Newaukum Creek areas.</p>
3522 - OPEN SPACE KING COUNTY NON-BOND SUBFUND		Total	\$1,500,000	
Grand Total			\$1,500,000	

2023-2024 Capital Financial Plan

OPEN SPACE NON-BOND COUNTY PROJECTS / 000003522

Capital Improvement Program (CIP) Budget

	2021-2022 Estimated Ending Balance (Biennium ITD Balance) ¹	2023-2024 Proposed ²	2023-2024 Total (Balance + Budget)	2025-2026 Projected ³	2027-2028 Projected ³
Capital Budget Revenue Sources:					
Revenue Backing from Fund Balance	1,093,331	-	1,093,331	-	-
Grant and Other Revenue	7,449,132	1,500,000	8,949,132	2,150,000	1,800,000
General Fund bonds - Economy & Climate Equity ¹²	600,000	-	600,000	-	-
Total Capital Revenue	\$ 9,142,463	\$ 1,500,000	\$ 10,642,463	\$ 2,150,000	\$ 1,800,000
Capital Appropriation:					
Acquisitions and Relocations	8,542,463	1,500,000	10,042,463	-	-
Farmland Infrastructure ¹¹	600,000	-	600,000	2,150,000	1,800,000
Total Capital Appropriation	\$ 9,142,463	\$ 1,500,000	\$ 10,642,463	\$ 2,150,000	\$ 1,800,000

CIP Fund Financial Position

	2021-2022 Biennial-to-Date Actuals ⁴	2021-2022 Estimated ⁵	2023-2024 Biennial-to-Date Actuals	2023-2024 Estimated ⁶	2025-2026 Projected ⁷	2027-2028 Projected ⁷
Beginning Fund Balance	62,586	62,586	-	1,093,331	598,331	103,331
Capital Funding Sources						
Grants and Other Revenue	1,655,137	3,456,700	-	1,500,000	2,150,000	1,800,000
Sale/Surplus of Farmland ⁹	-	1,000,000	-	-	-	-
Interest Income	-	-	-	5,000	5,000	-
General Fund bonds - Economy & Climate Equity ¹⁰	-	400,000	-	600,000	-	-
Total Capital Revenue	\$ 1,655,137	\$ 4,856,700	\$ -	\$ 2,105,000	\$ 2,155,000	\$ 1,800,000
Capital Expenditures						
Acquisitions and Relocations - Open Space	1,635,105	3,425,955	-	1,500,000	2,150,000	1,800,000
Acquisitions and Relocations - Farmland	-	-	-	500,000	500,000	-
Farmland Infrastructure ¹¹	158,614	400,000	-	600,000	-	-
Total Capital Expenditures	\$ 1,793,719	\$ 3,825,955	\$ -	\$ 2,600,000	\$ 2,650,000	\$ 1,800,000
Other Fund Transactions						
	-	-	-	-	-	-
Ending Fund Balance	(75,996)	1,093,331	\$ -	598,331	103,331	103,331
Ending Fund Balance designated to current projects⁸	\$ 82,618	\$ 1,093,331	\$ -	\$ 598,331	\$ 103,331	\$ 103,331
Reserves						
Bond issue revenues to be collected ¹⁰	(158,614)	-	-	-	-	-
Total Reserves	\$ (158,614)	\$ -	\$ -	\$ -	\$ -	\$ -
Projected Shortfall	-	-	-	-	-	-
Ending Undesignated Fund Balance	\$ -	\$ -	\$ -	\$ -	\$ -	\$ -

Financial Plan Notes

- ¹ 2021-2022 Carryover column reflects the best estimate of the inception to date budget balances at the end of the 2021-2022 biennium.
- ² 2023-2024 Proposed Budget is aligned with 2023-2024 executive proposed biennial budget.
- ³ Outyear budget estimates are consistent with executive proposed budget estimates for outyears.
- ⁴ 2021-2022 Biennial-to-Date Actuals reflects actual revenues and expenditures as of 06/06/2022, using EBS report GL_010. The beginning fund balance is consistent with the fund balance reported by FBOD.
- ⁵ 2021-2022 Estimated reflects updated revenue and expenditure estimates as of 06/06/2022.
- ⁶ 2023-2024 Estimated reflects updated revenue and expenditure estimates as of 06/06/2022.
- ⁷ Outyear revenue and spending estimates are based on current revenue estimates and project spending plans.
- ⁸ Fund balance designated to current projects is for projects that are already appropriated.
- ⁹ Sale/Surplus of non-bond funded farmland which will be used to protect farmland throughout the Agriculture Production Districts
- ¹⁰ General Fund bond proceeds supporting economy and climate equity for Farmland Infrastructure projects.
- ¹¹ Farmland infrastructure projects on farms throughout King County for beginning and BIPOC farmers.
- ¹² This plan was updated by Elka Peterson Horner on August 25, 2022.

CAP Summary by Fund

Budget: 2023-2024 Biennial, Scenario: Executive Proposed, Agency: All, Fund: 3673 CRITICAL AREAS MITIGATION, Cap Status: Approved, Is IT Proj? Both Yes and No

2023-2024 Biennial - Executive Proposed

3673 CRITICAL AREAS MITIGATION - Water and Land Resources				
Project Number	Project Name Class Code	Tech Adj	FY23-24	Narratives
1047594	Critical Areas Mitigation Project PROGRAMMATIC		\$14,861,890	<p>Scope: The Critical Areas Mitigation Reserves Program Parent project supports an "in-lieu-fee" compensatory mitigation program which provides a service to developers and other permittees whose projects require mitigation for impacts to aquatic resources. In lieu of completing their own mitigation, permittees can pay a mitigation fee to King County. The county then uses the fee to implement mitigation projects in places where projects will have the most benefit to the watershed in which the impact occurred. This is a master project which holds budget authority until developer fees are received and appropriate receiving sites are identified and approved through a multi-jurisdictional review team consisting of King County Department of Natural Resources, Washington State Department of Ecology, Army Corps of Engineers and local tribes.</p> <p>Description of Budget Request: This budget request will support two large projects which are planned for construction. The projects have important benefits to wetlands as well as salmonids in the White River/Puyallup Watershed and the Cedar River/Lake Washington/Sammamish Watershed, and offer an option for developers with unavoidable wetland and aquatic resource impacts to pay a fee to King County in-lieu of completing their own mitigation project.</p>
1134299	Carbon Credits Program Land Acquisition STANDALONE		\$900,000	<p>Scope: The Carbon Credit Program For Land Acquisitions project generates funding which will be contributed to eligible open space acquisitions throughout the County and cities. There is a three step process to generate funds: 1) Quantification of carbon sequestration benefits of forest preservation resulting from open space acquisitions, 2) External verification of these benefits (creating tradeable carbon "credits"), and 3) Sale of credits to businesses and other non-government entities wishing to offset their greenhouse gas emissions. Generated funds will be contributed to eligible open space acquisitions which meet the requirements of external carbon credit protocols. In general terms, acquisitions funded with revenues from carbon credit sales must at minimum permanently protect forest that is at risk of cutting for either timber production or conversion to a non-forest land use.</p> <p>Description of Budget Request: This request authorizes this project to generate its own revenue from carbon credit sales and disburse revenue as matching funds to eligible open space acquisitions.</p>
3673 - CRITICAL AREAS MITIGATION		Total	\$15,761,890	
Grand Total			\$15,761,890	

2023-2024 Capital Financial Plan
CRITICAL AREAS MITIGATION / 00003673

Capital Improvement Program (CIP) Budget

	2021-2022 Estimated Ending Balance (Biennium ITD Balance)	2023-2024 Proposed	2023-2024 Total (Balance + Budget)	2025-2026 Projected	2027-2028 Projected
Capital Budget Revenue Sources:					
Revenue Backing from Fund Balance	22,491,610	-	22,491,610	-	-
CAO Mitigation Fees	-	14,526,890	14,526,890	5,500,000	7,500,000
Interest Earnings	-	335,000	335,000	315,000	315,000
Carbon Credit Sales	-	900,000	900,000	840,000	910,000
Total Capital Revenue	\$ 22,491,610	\$ 15,761,890	\$ 38,253,500	\$ 6,655,000	\$ 8,725,000
Capital Appropriation:					
Acquisitions	-	-	-	-	-
Restoration Projects	21,984,541	14,861,890	36,846,431	5,815,000	7,815,000
Carbon Credits for Land Acquisitions	507,069	900,000	1,407,069	840,000	910,000
Total Capital Appropriation	\$ 22,491,610	\$ 15,761,890	\$ 38,253,500	\$ 6,655,000	\$ 8,725,000

CIP Fund Financial Position

	2021-2022 Biennial-to-Date Actuals	2021-2022 Estimated	2023-2024 Biennial-to-Date Actuals	2023-2024 Estimated	2025-2026 Projected	2027-2028 Projected
Beginning Fund Balance	2,111,675	2,111,675	-	25,714,500	25,824,679	16,524,289
Capital Funding Sources						
CAO Mitigation Fees	4,059,716	10,013,582	-	11,454,000	5,500,000	7,500,000
Interest Earnings	12,311	42,170	-	315,000	315,000	315,000
Carbon Credit Sales	17,810	757,810	-	770,000	840,000	910,000
Total Capital Revenue	\$ 4,089,837	\$ 10,813,562	\$ -	\$ 12,539,000	\$ 6,655,000	\$ 8,725,000
Capital Expenditures						
Acquisitions	-	-	-	-	-	-
Program Administration Fees	344,598	507,698	-	556,944	580,372	603,818
Restoration Projects	4,597,763	9,366,649	-	11,008,387	9,757,073	8,310,573
Carbon Credits for Land Acquisitions	26,007	363,420	-	752,159	780,500	850,500
Total Capital Expenditures	\$ 4,968,368	\$ 10,237,767	\$ -	\$ 12,317,490	\$ 11,117,945	\$ 9,764,891
Other Fund Transactions						
Equity Adjustment - GAAP Liability	23,027,030	23,027,030	-	(111,331)	(4,837,445)	(1,414,391)
Ending Fund Balance	24,260,174	25,714,500	\$ -	25,824,679	16,524,289	14,070,007
Ending Fund Balance designated to current projects	\$ 22,491,610	\$ 22,491,610	\$ -	\$ 25,824,679	\$ 16,524,289	\$ 14,070,007
Reserves						
Reserve For Future Allocations	1,768,564	3,222,890	-	-	-	-
Total Reserves	\$ 1,768,564	\$ 3,222,890	\$ -	\$ -	\$ -	\$ -
Projected Shortfall	-	-	-	-	-	-
Ending Undesignated Fund Balance	\$ -	\$ -	\$ -	\$ -	\$ -	\$ -

Financial Plan Notes

CIP Budget Notes:

All financial plans have the following assumptions, unless otherwise noted in below rows.

2021-2022 Estimated Ending Balance column reflects the best estimate of the inception to date budget balances and actual balances after 2021 is closed.

2023-2024 Proposed Budget is consistent with PIC for 2023-2024 Executive Proposed Budget.

Revenue Notes:

Appropriation Notes:

CIP Fund Financial Position:

All financial plans have the following assumptions, unless otherwise noted in below rows.

Biennial to Date (BTD) expenditures and revenue reflect EBS totals for budgetary accounts as of the most recent closed month.

2021-2022 Actuals reflect 2021-2022 amounts in EBS.

2021-2022 Estimated column reflects the best estimate for the biennium based on actuals and should be informed by the fund's spending plan.

Revenues Notes:

Reserves for Future Allocations are revenues received that will be allocated to projects following budget approval.

Expenditure Notes:

consistent with the fund balance reported by FBOD.

2021-2022 Estimated reflects updated revenue and expenditure estimates as of 06/07/2022.

2023-2024 Estimated reflects updated revenue and expenditure estimates as of 06/07/2022.

GAAP liability adjustment per FBOD based on GASB 65, Sec. 9 interpretation of revenues from in-lieu mitigation fees.

Reserve Notes:

*Fund balance designated to current projects is for projects that are already appropriated. This fund balance cannot be used for other projects without disappropriating

This plan was updated by Elka Peterson Horner on September 7, 2022.

CAP Summary by Fund

Budget: 2023-2024 Biennial, Scenario: Executive Proposed, Agency: All, Fund: 3691 TRANSFER OF DEVELOPMENT RIGHTS BANK, Cap Status: Approved, Is IT Proj? Both Yes and No

2023-2024 Biennial - Executive Proposed

3691 TRANSFER OF DEVELOPMENT RIGHTS BANK - Water and Land Resources				
Project Number	Project Name Class Code	Tech Adj	FY23-24	Narratives
1033971	Transfer of Development Rights Parent Project STANDALONE		\$317,624	<p>Scope: The Transfer of Development Rights (TDR) Bank project acts as a revolving fund to accomplish land preservation through the buying, holding, and selling of Development Rights authorized by the TDR Program in King County Code 21A.37. Revenues are received from the sale of TDR credits to developers..</p> <p>Description of Budget Request: This budget request will fund farmland acquisitions in the Snoqualmie, Enumclaw, and Green Agriculture Production Districts, as well as several Vashon Farms.</p>
1033976	Transfer of Development Rights Program Support STANDALONE		\$682,376	<p>Scope: The Transfer of Development Rights (TDR) Program Support project provides for on-going administrative support to the Transfer Development Rights(TDR) Program. This includes marketing, negotiating and developing new Transfer Development Rights partnership agreements with cities, acquisition of development rights from open space lands, review of grant reimbursement requests from jurisdictions, grant management and the review and preparation of legislation and other land acquisition related support.</p> <p>Description of Budget Request: This project provides for ongoing administrative support to the Transfer of Development Rights Program. This includes marketing, negotiating and developing new Transfer Development Rights partnership agreements with cities, acquisition of development rights from open space lands, review of grant reimbursement requests from jurisdictions, grant management and the review and preparation of legislation and other land acquisition related support.</p>
3691 - TRANSFER OF DEVELOPMENT RIGHTS BANK		Total	\$1,000,000	
Grand Total			\$1,000,000	

2023-2024 Capital Financial Plan TRANSFER OF DEVELOPMENT CREDIT PROGRAM / 00003691

Capital Improvement Program (CIP) Budget

	2021-2022 Estimated Ending Balance (Biennium ITD Balance)	2023-2024 Proposed	2023-2024 Total (Balance + Budget)	2025-2026 Projected	2027-2028 Projected
Capital Budget Revenue Sources:					
Revenue Backing from Fund Balance	13,879,660	-	13,879,660	-	-
TDR Fees & Program Support	19,045,615	900,000	19,945,615	900,000	900,000
Interest Earnings	-	100,000	100,000	100,000	100,000
Total Capital Revenue	\$ 32,925,275	\$ 1,000,000	\$ 33,925,275	\$ 1,000,000	\$ 1,000,000
Capital Appropriation:					
Acquisitions	32,261,198	317,624	32,578,822	276,068	235,764
Program Administration Fees	664,077	682,376	1,346,453	723,932	764,236
Total Capital Appropriation	\$ 32,925,275	\$ 1,000,000	\$ 33,925,275	\$ 1,000,000	\$ 1,000,000

CIP Fund Financial Position

	2021-2022 Biennial-to-Date Actuals	2021-2022 Estimated	2023-2024 Biennial-to-Date Actuals	2023-2024 Estimated	2025-2026 Projected	2027-2028 Projected
Beginning Fund Balance	16,406,054	16,406,054	-	13,879,660	9,981,899	4,029,407
Capital Funding Sources						
TDR Fees & Program Support	1,632,903	4,311,961	-	6,918,706	900,000	900,000
Interest Earnings	9,461	70,000	-	100,000	100,000	100,000
Total Capital Revenue	\$ 1,642,364	\$ 4,381,961	\$ -	\$ 7,018,706	\$ 1,000,000	\$ 1,000,000
Capital Expenditures						
Acquisitions	760,184	6,358,408	-	10,234,091	6,228,560	4,184,000
Program Administration Fees	316,161	549,947	-	682,376	723,932	764,236
Total Capital Expenditures	\$ 1,076,345	\$ 6,908,355	\$ -	\$ 10,916,467	\$ 6,952,492	\$ 4,948,236
Other Fund Transactions	-	-	-	-	-	-
Ending Fund Balance	16,972,073	13,879,660	\$ -	9,981,899	4,029,407	81,171
Ending Fund Balance designated to current projects	\$ 16,972,073	\$ 13,879,660	\$ -	\$ 9,981,899	\$ 4,029,407	\$ 81,171
Reserves						
Reserve For Future Allocations	-	-	-	-	-	-
Total Reserves	\$ -	\$ -	\$ -	\$ -	\$ -	\$ -
Projected Shortfall	-	-	-	-	-	-
Ending Undesignated Fund Balance	\$ -	\$ -	\$ -	\$ -	\$ -	\$ -

Financial Plan Notes

CIP Budget Notes:

All financial plans have the following assumptions, unless otherwise noted in below rows.

2021-2022 Estimated Ending Balance column reflects the best estimate of the inception to date budget balances and actual balances after 2021 is closed.

2023-2024 Proposed Budget is consistent with PIC for 2023-2024 Executive Proposed Budget.

2023-2024 Total Budget sums the Estimated Ending Balance Budget and the 2023-2024 Budget.

Revenue Notes:

Appropriation Notes:

CIP Fund Financial Position:

All financial plans have the following assumptions, unless otherwise noted in below rows.

Revenues Notes:

Expenditure Notes:

2021-2022 Biennial-to-Date Actuals reflects actual revenues and expenditures as of 06/08/2022, using EBS report GL_010. The beginning fund balance is consistent with the fund balance reported by FBOD.

2021-2022 Estimated reflects updated revenue and expenditure estimates as of 06/08/2022.

2023-2024 Estimated reflects updated revenue and expenditure estimates as of 06/08/2022.

Reserve Notes:

*Fund balance designated to current projects is for projects that are already appropriated. This fund balance cannot be used for other projects without disappropriating projects or creating a shortfall in the fund.

This plan was updated by Veronica Doherty on 06/24/2022.

A Very Special Thanks to
Printing and Graphics

David Castro

Terrance Chiu

Shahid Malik

Keith Ueda

Wendy Gable Collins

Laurel Preston

Jackie Phillips

Susan Rudolph-Loos