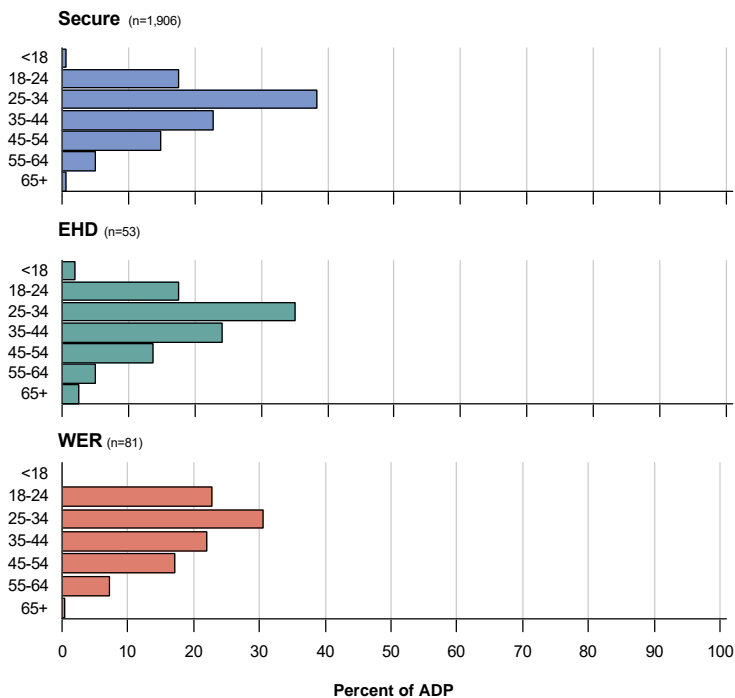


King County Department of Adult and Juvenile Detention Detention and Alternatives Report

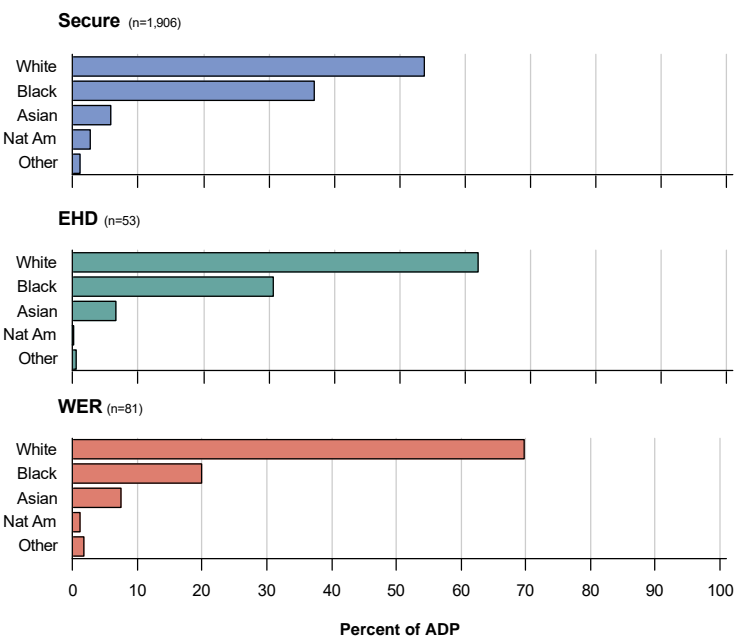
ADP by Housing Location and Demographics - April 2018

Age at Booking



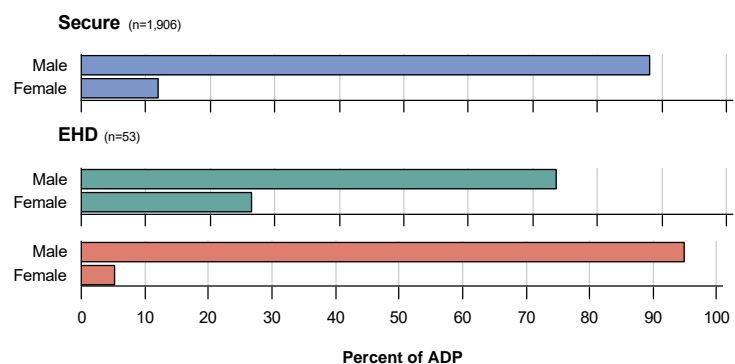
	Secure		EHD		WER	
	N	%	N	%	N	%
<18	13	0.6%	1	1.8%	0	-
18-24	334	17.5%	9	17.6%	18	22.7%
25-34	733	38.4%	19	35.0%	25	30.6%
35-44	435	22.8%	13	24.0%	18	21.9%
45-54	282	14.7%	7	13.7%	14	17.1%
55-64	97	5.0%	3	4.9%	6	7.2%
65+	12	0.6%	1	2.5%	0	0.3%

Race



	Secure		EHD		WER	
	N	%	N	%	N	%
White	1,025	53.7%	33	62.0%	56	69.6%
Black	702	36.8%	16	30.6%	16	19.9%
Asian	110	5.7%	3	6.5%	6	7.5%
Nat Am	50	2.6%	0	0.1%	1	1.0%
Other	19	1.0%	0	0.5%	1	1.7%

Gender

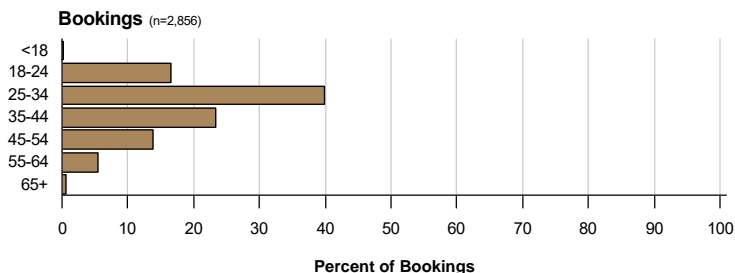


	Secure		EHD		WER	
	N	%	N	%	N	%
Male	1,680	88.1%	39	73.7%	76	94.8%
Female	226	11.8%	14	26.2%	4	5.1%

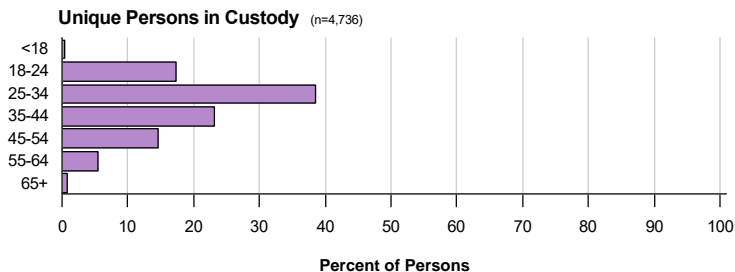
King County Department of Adult and Juvenile Detention Detention and Alternatives Report

Bookings and Unique Persons Incarcerated by Demographics - April 2018

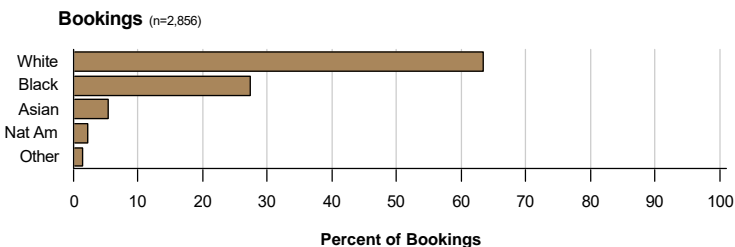
Age at Booking



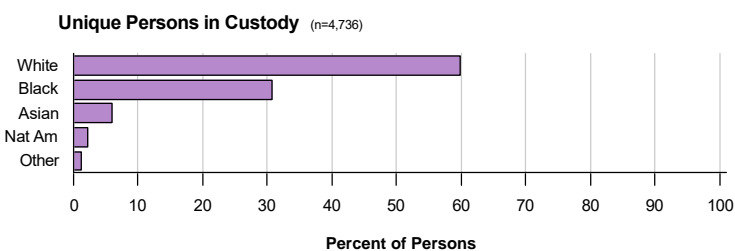
	Bookings		Persons	
	N	%	N	%
<18	2	0.0%	17	0.3%
18-24	475	16.6%	817	17.2%
25-34	1,139	39.8%	1,824	38.5%
35-44	668	23.3%	1,094	23.0%
45-54	397	13.9%	689	14.5%
55-64	155	5.4%	258	5.4%
65+	20	0.7%	37	0.7%



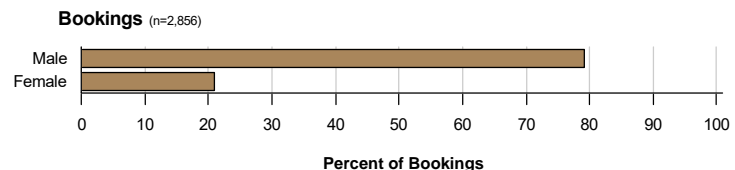
Race



	Bookings		Persons	
	N	%	N	%
White	1,814	63.5%	2,835	59.8%
Black	782	27.3%	1,453	30.6%
Asian	153	5.3%	282	5.9%
Nat Am	67	2.3%	105	2.2%
Other	40	1.4%	61	1.2%



Gender



	Bookings		Persons	
	N	%	N	%
Male	2,259	79.0%	3,926	82.8%
Female	597	20.9%	810	17.1%

